

# 2018/19 Chemist Warehouse WNBL Championship



# MEDIA GUIDE

# BASKETBALL DIRECTORY

Chief Executive Officer (Acting) Paul Maley

Chief Financial Officer Kevin Dixon

## COMPETITION MANAGEMENT

Head of WNBL Sally Phillips

Operations Mark Quinn

WNBL Referee Manager Peter Carey

## MEDIA & COMMERCIAL

Interim General Manager, Community & Stakeholder Relations Bron Madigan

Head of Commercial Partnerships Glen Towers

Media Manager, WNBL & SEABL Shannon Knaus

Media Manager, Basketball Australia Grant Richardson

Digital Coordinator – Video Alex Barr

Digital Coordinator – Graphics Cristina Rinaudo

## WNBL MEDIA CONTACT

For all WNBL Media enquiries  
please email [digital@basketball.net.au](mailto:digital@basketball.net.au)

## WNBL GENERAL DETAILS

Office and Postal address:  
291 George Street, Wantirna South, VIC 3152



**FOLLOW US  
@WNBL**



**JOIN US ON  
FACEBOOK.COM/THEWNBL**



**FOLLOW US  
@THEWNBL**



**WATCH US ON  
YOUTUBE.COM/WNBL**

**WNBL.COM.AU**

# MESSAGE ON BEHALF OF SALLY PHILLIPS

## On behalf of Basketball Australia and the Chemist Warehouse WNBL Championship, I would like to welcome everyone to the Women's National Basketball League for 2018/19.

Founded in 1981, the WNBL is Australia's longest running elite female national competition and we are now entering an incredible 38th consecutive season.

I am delighted to welcome Chemist Warehouse, a brand that genuinely cares about our league and its athletes, as the WNBL's naming rights sponsor this season.

Their support will ensure that our league can continue to gain momentum and strive forward into an exciting future.

FOX SPORTS Australia return as a broadcast partner this year for a second consecutive season, televising a game per week as well as every finals clash.

In more exciting news, SBS is bringing the WNBL to free-to-air television in 2018/19 as they simulcast 14 regular season games live on Saturday afternoons at 3pm.

Those games will also be live-streamed via SBS On Demand and [sbs.com.au/sport](http://sbs.com.au/sport).

With SBS joining FOX SPORTS Australia as the league's major broadcast partners, the WNBL will continue to be able to develop commercial models and sponsorship packages, marketing and policy support along with helping the league build community initiatives and grow crowd support and club memberships.

This season, 84 games will be played across a 15-round regular

season, concluding on January 19.

All eight teams will have a televised game within the first seven rounds, starting with the Perth Lynx who will host the Adelaide Lightning in Round 1.

The Semi-Finals and Grand Finals (all to be played over best-of-three series) will then be held in late January/early February.

The WNBL is unique as a professional league in that it remains community orientated. Our fabulous players are accessible to fans and clubs continue to deliver brilliant game-day activations that fans will love.

WNBL game days are the perfect opportunity for families to attend world class sport and get up close and personal with the league's stars. Women and children are crying out for real role models and that is what the WNBL delivers- real, amazing and accessible Aussie women!

Nine members of the Chemist Warehouse Australian Opals side that recently won a silver medal at the FIBA World Cup will compete in the WNBL this year.

The Deakin Melbourne Boomers can almost fill a starting five with Cayla George, Steph Talbot, Ezi Magbegor and Jenna O'Hea, Perth will welcome Katie Ebzery, Tessa Lavey returns to the Jayco Dandenong Rangers, Alex Bunton will make her debut for the Brydens Sydney Uni Flames and Tess Madgen has headed north to the defending Champs in JCU Townsville Fire.

International stars such as Kia Nurse (University of Canberra Capitals) who also starred at the FIBA World Cup for Canada, Betnijah Laney (Dandenong), Rebecca Tobin (Bendigo Spirit), Asia Taylor (Perth) and Ally Malott (Townsville) will also ensure fans have a plethora of talent to watch at every game.

Every head coach returns to lead their club in 2018/19 including past players Larissa Anderson and Claudia Brassard as well as Cheryl Chambers, Chris Lucas and Paul Goriss who were assistant coaches under ex-WNBL star Sandy Brondello during the Opals' silver-medal winning campaign at the FIBA World Cup.

On behalf of the WNBL, I would like to thank our commercial partners for their invaluable support; Chemist Warehouse, FOX SPORTS Australia, Qantas, Spalding, the AIS, iAthletic and SBS Australia.

Finally, as media partners of the WNBL we want to thank each of you for your support and acknowledge the critical role you play in promoting and creating awareness for our league.



**Sally Phillips**  
Head of WNBL  
*Basketball Australia*

# FIXTURE



GAME	DATE	TIME*	VENUE	HOME	AWAY
<b>ROUND 1</b>					
1	Fri Oct 12	7:00pm	BRY	Sydney Uni	UC Capitals
2	Sat Oct 13	12:00pm	PER	Perth	Adelaide
3	Sat Oct 13	7:30pm	SBC	Melbourne	Bendigo
4	Sun Oct 14	3:00pm	TSV	Townsville	Dandenong
<b>ROUND 2</b>					
5	Fri Oct 19	4:30pm	TSA**	Adelaide	Townsville
6	Fri Oct 19	6:30pm	DAN	Dandenong	Sydney Uni
7	Fri Oct 19	7:30pm	GA	Melbourne	UC Capitals
8	Sat Oct 20	7:00pm	BEN	Bendigo	Dandenong
9	Sun Oct 21	1:00pm	PER	Perth	Townsville
10	Sun Oct 21	1:00pm	BRY	Sydney Uni	Melbourne
11	Sun Oct 21	2:00pm	NCC	UC Capitals	Adelaide
<b>ROUND 3</b>					
12	Fri Oct 26	6:30pm	PER	Perth	Bendigo
13	Fri Oct 26	7:00pm	AIS	UC Capitals	Melbourne
14	Sat Oct 27	2:00pm	TSV	Townsville	Sydney Uni
15	Sun Oct 28	3:00pm	DAN	Dandenong	Perth
16	Sun Oct 28	3:00pm	TSA	Adelaide	Bendigo
<b>ROUND 4</b>					
17	Thu Nov 1	7:00pm	BRY	Sydney Uni	Perth
18	Sat Nov 3	3:00pm	DAN	Dandenong	Melbourne
19	Sat Nov 3	7:00pm	BEN	Bendigo	Adelaide
20	Sat Nov 3	7:00pm	TSV	Townsville	Perth
21	Sun Nov 4	2:00pm	NCC	UC Capitals	Sydney Uni
22	Mon Nov 5	7:30pm	SBC	Melbourne	Bendigo
<b>ROUND 5</b>					
23	Thu Nov 8	7:00pm	SBC	Melbourne	Sydney Uni
24	Sat Nov 10	12:00pm	PER	Perth	UC Capitals
25	Sat Nov 10	5:00pm	TSA**	Adelaide	Dandenong
26	Sun Nov 11	2:00pm	BEN	Bendigo	Sydney Uni
27	Sun Nov 11	3:00pm	TSV	Townsville	Melbourne
<b>ROUND 6</b>					
28	Fri Nov 16	6:30pm	PER	Perth	Melbourne
29	Fri Nov 16	7:00pm	BEN	Bendigo	Dandenong
30	Fri Nov 16	7:00pm	TSA	Adelaide	Townsville
31	Sun Nov 18	1:00pm	SBC	Melbourne	Townsville
32	Sun Nov 18	2:00pm	NCC	UC Capitals	Dandenong
33	Sun Nov 18	2:30pm	QBA**	Sydney Uni	Bendigo
<b>ROUND 7</b>					
34	Fri Nov 23	7:00pm	NCC	UC Capitals	Melbourne
35	Sat Nov 24	3:00pm	TRA	Dandenong	Adelaide
36	Sat Nov 24	3:00pm	BEN	Bendigo	Townsville
37	Sat Nov 24	5:00pm	BRY	Sydney Uni	Perth
38	Sun Nov 25	3:00pm	SBC	Melbourne	Adelaide
<b>ROUND 8</b>					
39	Thu Nov 29	7:00pm	TSV	Townsville	Bendigo
40	Fri Nov 30	6:30pm	DAN	Dandenong	Adelaide
41	Fri Nov 30	6:30pm	PER	Perth	UC Capitals
42	Sat Dec 1	3:00pm	SBC	Melbourne	Townsville
43	Sat Dec 1	5:00pm	BRY	Sydney Uni	Bendigo
44	Sun Dec 2	3:00pm	TSA	Adelaide	UC Capitals
<b>ROUND 9</b>					
45	Wed Dec 5	7:00pm	BRY	Sydney Uni	Adelaide
46	Fri Dec 7	6:30pm	PER	Perth	Bendigo
47	Fri Dec 7	7:00pm	TSV	Townsville	Adelaide
48	Sat Dec 8	3:00pm	SBC	Melbourne	Sydney Uni
49	Sun Dec 9	2:00pm	NCC	UC Capitals	Bendigo
50	Sun Dec 9	3:00pm	DAN	Dandenong	Perth

GAME	DATE	TIME*	VENUE	HOME	AWAY
<b>ROUND 10</b>					
51	Fri Dec 14	7:00pm	TSA	Adelaide	UC Capitals
52	Fri Dec 14	7:00pm	TSV	Townsville	Perth
53	Fri Dec 14	7:00pm	BRY	Sydney Uni	Dandenong
54	Sun Dec 16	3:00pm	SBC	Melbourne	Adelaide
55	Sun Dec 16	3:00pm	DAN	Dandenong	Bendigo
56	Sun Dec 16	3:00pm	NCC	UC Capitals	Perth
<b>ROUND 11</b>					
57	Fri Dec 21	7:00pm	NCC	UC Capitals	Dandenong
58	Fri Dec 21	7:00pm	BEN	Bendigo	Townsville
59	Fri Dec 21	7:00pm	TSA	Adelaide	Sydney Uni
60	Sun Dec 23	1:00pm	PER	Perth	Sydney Uni
61	Sun Dec 23	3:00pm	TSV	Townsville	UC Capitals
62	Sun Dec 23	3:00pm	SBC	Melbourne	Dandenong
<b>ROUND 12</b>					
63	Fri Dec 28	6:30pm	PER	Perth	Dandenong
64	Fri Dec 28	7:00pm	NCC	UC Capitals	Townsville
65	Sat Dec 29	3:00pm	BEN	Bendigo	Melbourne
66	Sun Dec 30	12:00pm	TSA**	Adelaide	Perth
67	Sun Dec 30	2:00pm	BRY	Sydney Uni	Townsville
68	Sun Dec 30	3:00pm	DAN	Dandenong	UC Capitals
<b>ROUND 13</b>					
69	Fri Jan 4	4:30pm	TSA**	Adelaide	Sydney Uni
70	Fri Jan 4	7:00pm	AIS	UC Capitals	Bendigo
71	Fri Jan 4	7:00pm	TSV	Townsville	Dandenong
72	Fri Jan 4	7:30pm	SBC	Melbourne	Perth
73	Sun Jan 6	2:00pm	BEN	Bendigo	Perth
74	Sun Jan 6	3:00pm	BRY	Sydney Uni	Dandenong
<b>ROUND 14</b>					
75	Thu Jan 10	6:30pm	PER	Perth	Melbourne
76	Thu Jan 10	7:00pm	BEN	Bendigo	Adelaide
77	Fri Jan 11	7:00pm	TSV	Townsville	UC Capitals
78	Sat Jan 12	5:00pm	TSA**	Adelaide	Melbourne
79	Sun Jan 13	12:00pm	QBA**	Sydney Uni	UC Capitals
80	Sun Jan 13	3:00pm	DAN	Dandenong	Townsville
<b>ROUND 15</b>					
81	Sat Jan 19	3:00pm	BEN	Bendigo	UC Capitals
82	Sat Jan 19	6:30pm	DAN	Dandenong	Melbourne
83	Sat Jan 19	6:30pm	PER	Perth	Adelaide
84	Sat Jan 19	7:00pm	TSV	Townsville	Sydney Uni

**SEMI FINAL SERIES 1**

Game 1	Sat Jan 26
Game 2	Sat Feb 2
Game 3	Wed Feb 6 (if necessary)

**SEMI FINAL SERIES 2**

Game 1	Sun Jan 27
Game 2	Sun Feb 3
Game 3	Thu Feb 7 (if necessary)

**GRAND FINAL SERIES**

Game 1	Sun Feb 10
Game 2	Thu Feb 14
Game 3	Sun Feb 17 (if necessary)

**VENUE**

AIS	AIS Arena
BEN	Bendigo Stadium
BRY	Brydens Stadium
DAN	Dandenong Stadium
GA	Geelong Arena
NCC	National Convention Centre
PER	Bendat Basketball Centre
QBA	Qudos Bank Arena
SBC	State Basketball Centre
TRA	Traralgon Sports Stadium
TSA	Titanium Security Arena
TSV	Townsville Stadium



# UNDERSTANDING THE WNBL LADDER

Games: Games played by Teams

W: Games won

L: Games lost

%: Team's winning percentage

L5: Record over previous five games

Stk: Team's current winning or losing streak

Home: Team's home game win-loss record

Away: Team's road game win-loss record

The order of the ladder will be determined by each team's winning percentage. If teams are tied at the end of the season, ties will be broken by the head-to-head record of tied teams.

## WNBL LIFE MEMBERS

Year Awarded	Name	Service	Year Awarded	Name	Service
	Peter Baskett	Administration (1st WNBL President)	2002/03	Phil Brown	Coach
	Tracey Browning	Player	2003/04	Michelle Brogan	Player
	Michele Timms	Player	2003/04	Jo Hill	Player
	Cheryl Chambers	Player	2005/06	Carrie Graf	Player/Coach
	Jan Morris	Player & Administration	2005/06	Jenny Whittle	Player
	Gaylene McKay	Player	2005/06	Sharon Arnold	Referee
	Marina Wood (Moffa)	Player	2006/07	Tracey Beatty	Player
	Gail Henderson	Player	2006/07	Trish Fallon	Player
	Rachael Sporn	Player	2006/07	Emily McInerney	Player
	Karen Dalton	Player	2007/08	Larissa Anderson	Player
	Robyn Maher	Player	2007/08	Tully Bevilaqua	Player
	Vicki (Valk) Daldy	Player	2008/09	Val Hilberg	Referee
	Ray Tomlinson	Coach	2008/09	Marg Gorman	Referee
	Lucille Baillie (Hamilton)	Player	2009/10	Natalie Porter	Player
1998/99	Lorraine Landon	Administration	2009/10	Kellie Abrams	Player
1998/99	Shelley Sandie	Player	2009/10	Desiree Glaubitz	Player
1998/99	Jo Metcalfe (Moyle)	Player	2009/10	Jessica Bibby	Player
1998/99	Eddie Crouch	Referee	2013/14	Kristi Harrower	Player
99/2000	Linda Brandt	Player	2013/14	Alison Downie	Player
2000/01	Narelle Fletcher	Player	2013/14	Rachael McCully	Player
2000/01	Kerryn Henderson	Player	2013/14	Carly Wilson	Player
2000/01	Jan Collison	Administration	2013/14	Samantha Woosnam	Player
2001/02	Julie Nykiel	Player	2013/14	Deanna Butler	Player
2001/02	Jan Stirling	Player/Coach	2014/15	Jess Foley	Player
2001/02	Smiggs	Player	2014/15	Suzy Batkovic	Player
	Stanford-Smith		2014/15	Deanna Smith	Player
2001/02	Kate Cohen	Player			
2002/03	Tom Maher	Coach			

# WNBL AWARD WINNERS

## BETTY WATSON ROOKIE OF THE YEAR

1995	Chika Emeagi	AIS
1996	Jessica Bibby	Dandenong Rangers
1997	Lauren Jackson	AIS
1998	Andrea Cartledge	Melbourne Tigers
98/99	Caitlin Ryan	Dandenong Rangers
99/00	Shelley Hammonds	AIS
00/01	Laura Summerton	AIS
01/02	Alison Downie & Kamala Lamshed	Dandenong & Adelaide
02/03	Kelly Wilson	AIS
03/04	Kathleen MacLeod	AIS
04/05	Renaë Camino	AIS
05/06	Abby Bishop	AIS
06/07	Cayla Francis	AIS
07/08	Nicole Hunt	AIS
08/09	Sarah Graham	Logan Thunder
09/10	Tayla Roberts	AIS
10/11	Gretel Tippett	BDS Logan Thunder
11/12	Carley Mijovic	Dandenong Rangers
12/13	Stephanie Talbot	Adelaide Lightning
13/14	Alex Wilson	Townsville Fire
14/15	Lauren Scherf	Dandenong Rangers
15/16	Alex Ciabattoni	Adelaide Lighting
16/17	Monique Conti	Melbourne Boomers
17/18	Ezi Magbegor	UC Capitals

## YOUTH PLAYER OF THE YEAR

1988	Lucille Hamilton	AIS
1989	Renaë Fegent	AIS
1990	Trish Fallon	AIS
1991	Michelle Brogan	Adelaide City Tigers
1992	Allison Cook	Melbourne Tigers
1993	Allison Cook	Melbourne Tigers
1994	Maryanne Difrancesco	Melbourne Tigers

## WNBL CHAMPIONS

1981	St Kilda Saints
1982	St Kilda Saints
1983	Nunawading Spectres
1984	Nunawading Spectres
1985	Coburg Cougars
1986	Nunawading Spectres
1987	Nunawading Spectres
1988	Nunawading Spectres
1999	Nunawading Spectres
1990	North Adelaide
1991	Hobart Islanders
1992	Perth Breakers
1993	Sydney Flames
1994	Adelaide Lightning
1995	Adelaide Lightning
1996	Adelaide Lightning
1997	Sydney Flames
1998	Adelaide Lightning
98/99	Australian Institute of Sport
99/2000	Canberra Capitals

2000/01	Sydney Panthers
2001/02	Canberra Capitals
2002/03	Canberra Capitals
2003/04	Dandenong Rangers
2004/05	Dandenong Rangers
2005/06	Canberra Capitals
2006/07	Canberra Capitals
2007/08	Adelaide Lightning
2008/09	Canberra Capitals
2009/10	Canberra Capitals
2010/11	Bulleen Boomers
2011/12	Dandenong Rangers
2012/13	Bendigo Spirit
2013/14	Bendigo Spirit
2014/15	Townsville Fire
2015/16	Townsville Fire
2016/17	Sydney Uni Flames
2017/18	Townsville Fire

## MOST VALUABLE PLAYER

1982	Karen Ogden	St Kilda Saints
1983	Karen Ogden/Robyn Maher	St Kilda Saints & Nunawading Spectres
1984	Julie Nykiel	Noarlunga Tigers
1985	Kathy Foster	North Adelaide Rockets
1986	Kathy Foster	Hobart Islanders
1987	Robyn Maher	Nunawading Spectres
1988	Julie Nykiel	Noarlunga Tigers
1989	Kathy Foster	Hobart Islanders
1990	Debbie Slimmon	Bulleen Melbourne Boomers
1991	Joanne Metcalfe	Melbourne Tigers
1992	Debbie Slimmon	Bulleen Melbourne Boomers
1993	Alison Cook	Melbourne Tigers
1994	Shelley Gorman	Sydney Flames
1995	Sandy Brondello	Brisbane Blazers
1996	Rachael Sporn	Adelaide Lightning
1997	Rachael Sporn	Adelaide Lightning
1998	Michelle Griffiths	Sydney Flames
98/99	Lauren Jackson	AIS
99/00	Lauren Jackson/Trish Fallon	Canberra Capitals/Sydney Flames
00/01	Penny Taylor	Dandenong Rangers
01/02	Penny Taylor	Dandenong Rangers
02/03	Lauren Jackson	Canberra Capitals
03/04	Lauren Jackson	Canberra Capitals
04/05	Katrina Hibbert	Bulleen Melbourne Boomers
05/06	Katrina Hibbert	Bulleen Melbourne Boomers
06/07	Hollie Grima	Bulleen Melbourne Boomers
07/08	Natalie Porter	Sydney Uni Flames
08/09	Rohanee Cox	Townsville Fire
09/10	Kristi Harrower	Bendigo Spirit
10/11	Elizabeth Cabbage	Bulleen Boomers
11/12	Suzy Batkovic	Adelaide Lightning
12/13	Suzy Batkovic	Adelaide Lightning
13/14	Suzy Batkovic	Townsville Fire
14/15	Abby Bishop	UC Capitals
15/16	Suzy Batkovic	Townsville Fire
16/17	Suzy Batkovic	Townsville Fire
17/18	Suzy Batkovic	Townsville Fire

# WNBL AWARD WINNERS

## LEADING SCORERS AWARDS

			Total	PPG	Played
1981	Julie Nykiel	Noarlunga Tigers	288	221	13
1982	Karen Ogden	St.Kilda Saints	410	241	17
1983	Julie Nykiel	Noarlunga Tigers	398	23.4	17
1984	Julie Nykiel	Noarlunga Tigers	227	25.2	9
1985	Julie Nykiel	Noarlunga Tigers	297	19.8	15
1986	Karen Maar	Coburg Cougars	500	20	25
1987	Kathy Foster	Hobart Islanders	415	20.8	20
1988	Julie Nykiel	Noarlunga Tigers	452	21.5	21
1989	Kathy Foster	Hobart Islanders	517	20.7	25
1990	Debbie Slimmon	Bulleen Melbourne	553	22.1	25
1991	Joanne Metcalfe	Melbourne Tigers	479	21.8	22
1992	Jodie Murphy	Canberra Capitals	376	17.9	21
1993	Samantha Thornton	Dandenong Rangers	359	18.9	19
1994	Sandy Brondello	Brisbane Blazers	340	17	19
1994	Shelley Gorman	Sydney Flames	340	17	19
1995	Sandy Brondello	Brisbane Blazers	357	20	18
1996	Gina Stevens	Perth Breakers	375	21.3	18
1997	Rachael Sporn	Adelaide Lightning	429	21	20
1998	Allison Cook	Bulleen Melbourne	232	19	12
98/99	Lauren Jackson	A.I.S.	463	23.2	20
99/00	Trisha Fallon	Sydney Flames	434	20.7	21
00/01	Penny Taylor	Dandenong Rangers	536	25.5	21
01/02	Penny Taylor	Dandenong Rangers	570	28.5	20
02/03	Lauren Jackson	Canberra Capitals	462	27.2	17
03/04	Lauren Jackson	Canberra Capitals	391	27.9	14
04/05	Belinda Snell	Sydney Uni Flames	427	20.3	21
05/06	Deanna Smith	Perth Lynx	456	21.7	21
06/07	Hollie Grima	Bulleen Melbourne	403	19	21
07/08	Natalie Porter	Sydney Uni Flames	566	24.6	23
08/09	Rohanee Cox	Townsville McCafe Fire	466	21.2	22
09/10	Suzu Batkovic	Sydney Uni Flames	491	24.6	20
10/11	Elizabeth Cabbage	Bulleen Boomers	490	22.3	22
11/12	Suzu Batkovic	Adelaide Lightning	438	23.1	19
12/13	Suzu Batkovic	Adelaide Lightning	405	21.3	19
13/14	Jenna O'Hea	Dandenong Rangers	453	20.6	22
14/15	Abby Bishop	Canberra Capitals		23.0	
15/16	Suzu Batkovic	Townsville Fire	581	20.8	28
16/17	Sami Whitcomb	Perth Lynx	652	24.15	27
17/18	Liz Cabbage	Melbourne	557	23.2	24

## DEFENSIVE PLAYER OF THE YEAR

1990	Karen Dalton	Sydney Bruins
1991	Kim Foley	Hobart Islanders
1992	Robyn Maher	Perth Breakers
1993	Karen Dalton	Sydney Flames
1994	Robyn Maher	Sydney Flames
1995	Tully Bevilaqua	Perth Breakers
1996	Tully Bevilaqua	Perth Breakers
1997	Tully Bevilaqua	Perth Breakers
1998	Emily McNerny	Melbourne Tigers
98/99	Emily McNerny	Melbourne Tigers

## ROBYN MAHER DEFENSIVE PLAYER OF THE YEAR

99/00	Tully Bevilaqua	Perth Breakers
00/01	Emily McNerny	Dandenong Rangers
01/02	Emily McNerny	Dandenong Rangers
02/03	Natalie Porter	Townsville Fire
03/04	Emily McNerny	Dandenong Rangers
04/05	Emily McNerny	Dandenong Rangers
05/06	Emily McNerny	Dandenong Rangers
06/07	Emily McNerny	Dandenong Rangers
07/08	Emily McNerny	Dandenong Rangers
08/09	Alicia Poto	Sydney Uni Flames
09/10	Rachael Flanagan	Townsville Fire
10/11	Rachael Flanagan	Townsville McCafe Fire
11/12	Alicia Poto	Sydney Uni Flames
12/13	Kristi Harrower	Bendigo Spirit
13/14	Rebecca Allen	Melbourne Boomers
14/15	Kelsey Griffin	Bendigo Spirit
15/16	Stephanie Cumming	Dandenong Rangers
16/17	Marianna Tolo	UC Capitals
17/18	Kayla Pedersen	Dandenong Rangers

## COACH OF THE YEAR

1987	Tom Maher	Nunawading Spectres
1988	Robbie Cadee	Bankstown Bruins
1989	Mark Molitor	North Adelaide Rockets
1990	Jenny Cheesman	AIS
1991	Jerry Lee	Canberra Capitals
1992	Tom Maher	Perth Breakers
1993	Jan Stirling	Adelaide Lightning
1994	Ray Tomlinson	Canberra Capitals
1995	Guy Molloy	Perth Breakers
1996	Lori Chizik	Bulleen Melbourne Boomers
1997	Bill Tomlinson	Sydney Flames
1998	Phil Brown	AIS
98/99	Phil Brown	AIS
99/00	Mark Wright	Dandenong Rangers
00/01	Mark Wright	Dandenong Rangers
01/02	Karen Dalton	Sydney Panthers
02/03	David Herbert	Townsville Fire
03/04	Gary Fox	Dandenong Rangers
04/05	Cheryl Chambers	Bulleen Melbourne Boomers
05/06	Gary Fox	Dandenong Rangers
06/07	Carrie Graf	Canberra Capitals
07/08	Carrie Graf	Canberra Capitals
08/09	Cheryl Chambers	Bulleen Boomers
09/10	Tom Maher	Bulleen Boomers
10/11	Tom Maher	Bulleen Boomers
11/12	Peter Buckle	Adelaide Lightning
12/13	Bernie Harrower	Bendigo Spirit
13/14	Guy Molloy	Melbourne Boomers
14/15	Shannon Seebohm	Sydney Uni Flames
15/16	Andy Stewart	Perth Lynx
16/17	Cheryl Chambers	Sydney Uni Flames
17/18	Andy Stewart	Perth

# WNBL ALL-STAR FIVE

<b>1988</b>	Donna Brown	North Adelaide Rockets	<b>1998</b>	Michelle Griffiths	Sydney Flames
	Shelley Gorman	Nunawading Spectres		Kristi Harrower	Melbourne Tigers
	Robyn Maher	Nunawading Spectres		Annie La Fleur	Sydney Flames
	Michele Timms	Nunawading Spectres		Carla Porter	Adelaide Lightning
	Debbie Slimmon	Bulleen Melbourne Boomers		Allison Cook	Bulleen Melbourne Boomers
<b>1989</b>	Michele Timms	Nunawading Spectres	<b>98/99</b>	Kristi Harrower	Melbourne Tigers
	Shelley Gorman	Nunawading Spectres		Rachael Sporn	Adelaide Lightning
	Karin Maar	Bulleen Melbourne Boomers		Lauren Jackson	AIS
	Debbie Slimmon	Bulleen Melbourne Boomers		Shelley Sandie	Canberra Capitals
	Kathy Foster	Hobart Islanders		Gina Stevens	Perth Breakers
<b>1990</b>	Debbie Slimmon	Bulleen Melbourne Boomers	<b>99/00</b>	Lauren Jackson	Canberra Capitals
	Michele Timms	Nunawading Spectres		Trisha Fallon	Sydney Flames
	Kathy Foster	Hobart Islanders		Kristi Harrower	Melbourne Tigers
	Vicky Daldy	North Adelaide Rockets		Kristin Folkl	Melbourne Tigers
	Donna Brown	North Adelaide Rockets		Jo Hill	Adelaide Lightning
<b>1991</b>	Joanne Metcalfe	Melbourne Tigers	<b>00/01</b>	Jai Kingi	Adelaide Lightning
	Vicky Daldy	North Adelaide Rockets		Annie Burgess	Sydney Panthers
	Michele Timms	Perth Breakers		Belinda Snell	Sydney Panthers
	Shelley Gorman	Melbourne East		Penny Taylor	Dandenong Rangers
	Samantha Thornton	Melbourne East		Lauren Jackson	Canberra Capitals
<b>1992</b>	Michele Timms	Perth Breakers	<b>01/02</b>	Rachael Sporn	Adelaide Lightning
	Allison Cook	Melbourne Tigers		Jai Kingi	Adelaide Lightning
	Michelle Brogan	Adelaide City		Natalie Hughes	Sydney Panthers
	Rachael Sporn	Adelaide City		Lauren Jackson	Canberra Capitals
	Jodie Murphy	Canberra Capitals		Penny Taylor	Dandenong Rangers
<b>1993</b>	Vicky Daldy	Adelaide Lightning	<b>02/03</b>	Kristen Veal	Canberra Capitals
	Rachael Sporn	Adelaide Lightning		Carly Wilson	Dandenong Rangers
	Allison Cook	Melbourne Tigers		Shelley Hammonds	Sydney Flames
	Samantha Thornton	Dandenong Rangers		Natalie Porter	Townsville Fire
	Shelley Gorman	Sydney Flames		Lauren Jackson	Canberra Capitals
<b>1994</b>	Rachael Sporn	Adelaide Lightning	<b>03/04</b>	Lauren Jackson	Canberra Capitals
	Sandy Brondello	Brisbane Blazers		Jodie Datson	Townsville Fire
	Michele Timms	Perth Breakers		Jacinta Hamilton	Dandenong Rangers
	Allison Cook	Melbourne Tigers		Shelley Hammonds	Sydney Uni Flames
	Shelley Gorman	Sydney Flames		Belinda Snell	Sydney Uni Flames
<b>1995</b>	Rachael Sporn	Adelaide Lightning	<b>04/05</b>	Katrina Hibbert	Bulleen Melbourne Boomers
	Sandy Brondello	Brisbane Blazers		Jenny Whittle	Canberra Capitals
	Debbie Slimmon	Bulleen Melbourne Boomers		Belinda Snell	Sydney Uni Flames
	Shelley Gorman	Sydney Flames		Trish Fallon	Sydney Uni Flames
	Allison Cook	Melbourne Tigers		Erin Phillips	Adelaide Lightning
<b>1996</b>	Rachael Sporn	Adelaide Lightning	<b>05/06</b>	Deanna Smith	Perth Lynx
	Trisha Fallon	Sydney Flames		Jacinta Hamilton	Dandenong Rangers
	Gina Stevens	Perth Breakers		Jenny Whittle	Canberra Capitals
	Michele Timms	Sydney Flames		Erin Phillips	Adelaide Fellas
	Jenny Whittle	Brisbane Blazers		Katrina Hibbert	Bulleen Melbourne Boomers
<b>1997</b>	Rachael Sporn	Adelaide Lightning	<b>06/07</b>	Natalie Porter	Sydney Uni Flames
	Kristi Harrower	Melbourne Tigers		Hollie Grima	Bulleen Melbourne Boomers
	Trish Fallon	Sydney Flames		Erin Phillips	Adelaide Lightning
	Allison Cook	Melbourne Tigers		Carly Wilson	Perth Lynx
	Jenny Whittle	Brisbane Blazers		Sharin Milner	Bulleen Melbourne Boomers



# WNBL ALL-STAR FIVE

<b>07/08</b>	Natalie Porter	Sydney Uni Flames	Jenna O'Hea	Dandenong Rangers	
	Tracy Gahan	Adelaide Lightning	Laura Hodges	Adelaide Lightning	
	Rohanee Cox	Townsville Fire	Suzy Batkovic	Townsville Fire	
	Kathleen Macleod	Bendigo Spirit	Gabrielle Richards	Bendigo Spirit	
	Jessica Foley	Adelaide Lightning			
<b>08/09</b>	Kristi Harrower	Bendigo Spirit	<b>14/15</b>	Tess Madgen	Melbourne Boomers
	Deanna Smith	Perth Lynx	Penny Taylor	Dandenong Rangers	
	Rohanee Cox	Townsville Fire	Cayla Francis	Townsville Fire	
	Abby Bishop	Canberra Capitals	Kelsey Griffin	Bendigo Spirit	
	Jennifer Crouse	Townsville Fire	Abby Bishop	UC Capitals	
<b>09/10</b>	Kristi Harrower	Bendigo Spirit	<b>15/16</b>	Leilani Mitchell	Adelaide Lightning
	Jenna O'Hea	Bulleen Boomers	Sami Whitcomb	Perth Lynx	
	Deanna Smith	Sydney Uni Flames	Katie-Rae Ebzery	Sydney Uni Flames	
	Elizabeth Cabbage	Bulleen Boomers	Kelsey Griffin	Bendigo Spirit	
	Suzy Batkovic	Sydney Uni Flames	Suzy Batkovic	Townsville Fire	
<b>10/11</b>	Elizabeth Cabbage	Bulleen Boomers	<b>16/17</b>	Sami Whitcomb	Perth Lynx
	Marianna Tolo	Canberra TransACT Capitals	Leilani Mitchell	Sydney Uni Flames	
	Amy Denson	Sydney Uni Flames	Suzy Batkovic	Townsville Fire	
	Kathleen Macleod	Dandenong Jayco Rangers	Marianna Tolo	UC Capitals	
	Jenna O'Hea	Bulleen Boomers	Asia Taylor	Sydney Uni Flames	
<b>11/12</b>	Suzy Batkovic	Adelaide Lightning	<b>17/18</b>	Suzy Batkovic	Townsville Fire
	Shanavia Dowdell	Townsville Fire	Courtney Williams	Perth Lynx	
	Belinda Snell	Sydney Uni Flames	Sami Whitcomb	Perth Lynx	
	Jenna O'Hea	Dandenong Rangers	Asia Taylor	Sydney Uni Flames	
	Kathleen MacLeod	Dandenong Rangers	Liz Cabbage	Melbourne Boomers	
<b>12/13</b>	Samantha Richards	Bulleen Boomers			
	Suzy Batkovic	Adelaide Lightning			
	Jenna O'Hea	Dandenong Rangers			
	Kristi Harrower	Bendigo Spirit			
	Kathleen MacLeod	Dandenong Rangers			
<b>13/14</b>	Gabrielle Richards	Bendigo Spirit			
	Leilani Mitchell	Dandenong Rangers			



## PLAYER ROSTER

NO.	PLAYER	HEIGHT (CM)	POSITION	DOB
1	Lauren Nicholson	183	Guard	26/03/1993
3	Ashley Taia	183	Guard	22/10/1994
5	Aimie Clydesdale	176	Guard	21/09/1993
6	Steph Blicavs	178	Guard	26/07/1990
8	Chelsea Brook	189	Forward	29/07/1998
9	Mikayla Pirini	170	Guard	29/06/1996
11	Penina Davidson	191	Forward/Center	9/02/1995
12	Nia Coffey	185	Forward	6/11/1995
22	Ruby Porter	178	Guard	15/10/2001
35	Nicole Seekamp	178	Guard	26/04/1992
40	Kayla Alexander	193	Center	1/05/1991
42	Colleen Planeta	188	Forward	9/03/1988

## CLUB INFO

CLUB DETAILS	
CLUB NAME	Adelaide Lightning
MAJOR SPONSOR	Motor Accident Commission (MAC)
UNIFORM COLOURS	Navy/White
STADIUM NAME	Titanium Security Arena
STADIUM ADDRESS	44a Crittenden Rd, Findon, SA 5023
CAPACITY	7500

CLUB CONTACTS	
CLUB CONTACT	Reece Turner 041 714 9050 reece@adelaidelighting.com.au 08 8345 0900
CLUB MEDIA OFFICER	Kate Taeuber 04 4807 9897 kate@adelaide36ers.com
HEAD COACH	Chris Lucas chris_lucas1@bigpond.com
ASSISTANT COACH/S	Marcus Wong marcus@bluestoneaccountants.com.au
TEAM MANAGER	Claire Planeta claireplaneta@yahoo.com
CLUB GAME COMMISSIONER	David McKenzie david.mckenzie@airbus.com
CLUB HEAD STATISTICIAN	Peter Hodgkison Peter.Hodgkison@bendigobank.com.au



# 2018/19 SCHEDULE



ROUND	DATE	TIME (LOCAL)	Venue	Home Team	Away Team
1	Sat Oct 13	12:00pm	PER	Perth	Adelaide
 2	<b>Fri Oct 19</b>	<b>4:30pm</b>	<b>TSA*</b>	<b>Adelaide</b>	<b>Townsville</b>
2	Sun Oct 21	2:00pm	NCC	UC Capitals	Adelaide
 3	<b>Sun Oct 28</b>	<b>3:00pm</b>	<b>TSA</b>	<b>Adelaide</b>	<b>Bendigo</b>
4	Sat Nov 3	7:00pm	BEN	Bendigo	Adelaide
 5	<b>Sat Nov 10</b>	<b>5:00pm</b>	<b>TSA*</b>	<b>Adelaide</b>	<b>Dandenong</b>
 6	<b>Fri Nov 16</b>	<b>7:00pm</b>	<b>TSA</b>	<b>Adelaide</b>	<b>Townsville</b>
7	Sat Nov 24	3:00pm	TRA	Dandenong	Adelaide
7	Sun Nov 25	3:00pm	SBC	Melbourne	Adelaide
8	<b>Fri Nov 30</b>	<b>6:30pm</b>	<b>DAN</b>	<b>Dandenong</b>	<b>Adelaide</b>
 8	<b>Sun Dec 2</b>	<b>3:00pm</b>	<b>TSA</b>	<b>Adelaide</b>	<b>UC Capitals</b>
9	Wed Dec 5	7:00pm	BRY	Sydney Uni	Adelaide
9	Fri Dec 7	7:00pm	TSV	Townsville	Adelaide
 10	<b>Fri Dec 14</b>	<b>7:00pm</b>	<b>TSA</b>	<b>Adelaide</b>	<b>UC Capitals</b>
10	Sun Dec 16	3:00pm	SBC	Melbourne	Adelaide
 11	<b>Fri Dec 21</b>	<b>7:00pm</b>	<b>TSA</b>	<b>Adelaide</b>	<b>Sydney Uni</b>
 12	<b>Sun Dec 30</b>	<b>12:00pm</b>	<b>TSA*</b>	<b>Adelaide</b>	<b>Perth</b>
 13	<b>Fri Jan 4</b>	<b>4:30pm</b>	<b>TSA*</b>	<b>Adelaide</b>	<b>Sydney Uni</b>
14	Thu Jan 10	7:00pm	BEN	Bendigo	Adelaide
 14	<b>Sat Jan 12</b>	<b>5:00pm</b>	<b>TSA*</b>	<b>Adelaide</b>	<b>Melbourne</b>
15	Sat Jan 19	6:30pm	PER	Perth	Adelaide

## VENUE

BEN	Bendigo Stadium
BRY	Brydens Stadium
DAN	Dandenong Stadium
NCC	National Convention Centre
PER	Bendat Basketball Centre
SBC	State Basketball Centre
 TSA	Titanium Security Arena
TSV	Townsville Stadium
TRA	Traralgon Sports Stadium

# YEAR BY YEAR



YEAR	CLUB	WINS	LOSSES	POSITION	PLAYOFFS	COACH
	Noarlunga Tigers	4	9	7th	Missed Playoffs	Brendan Flynn
	North Adelaide Rockets	10	3	2nd	Lost Grand Final	Kay McFarlane
	West Adelaide Bearcats	6	7	5th	Lost Semi Final	Ted Powell
1982	Noarlunga Tigers	10	4	3rd	Lost Semi Final	Brendan Flynn
	North Adelaide Rockets	5	9	8th	Missed Playoffs	Kay McFarlane
	West Adelaide Bearcats	10	7	5th	Lost Semi Final	Ted Powell
1983	Noarlunga Tigers	4	13	9th	Missed Playoffs	Jim Madigan
	North Adelaide Rockets	7	10	6th	Missed Playoffs	Kay McFarlane
	West Adelaide Bearcats	9	8	5th	Missed Playoffs	Ted Powell
1984	Noarlunga Tigers	12	6	3rd	Lost Semi Final	Jim Madigan
	North Adelaide Rockets	12	6	4th	Lost Semi Final	Kay McFarlane
	West Adelaide Bearcats	14	4	1st	Lost Grand Final	Ted Powell
1985	Noarlunga Tigers	13	5	3rd	Lost Grand Final	Jim Madigan
	North Adelaide Rockets	15	3	1st	Lost Semi Final	Kay McFarlane
	West Adelaide Bearcats	10	8	6th	Missed Playoffs	Ted Powell
1986	Noarlunga Tigers	11	13	8th	Missed Playoffs	Lee Prettyjohn
	North Adelaide Rockets	16	8	5th	Missed Playoffs	Kay McFarlane
	West Adelaide Bearcats	14	10	7th	Missed Playoffs	Ted Powell
1987	Noarlunga Tigers	10	10	7th	Missed Playoffs	John Wright
	North Adelaide Rockets	13	7	3rd	Lost Semi Final	Kay McFarlane
	West Adelaide Bearcats	13	7	4th	Lost Semi Final	Ted Powell
1988	Noarlunga Tigers	12	10	7th	Missed Playoffs	Trevor Spratt
	North Adelaide Rockets	18	4	2nd	Lost Grand Final	Kay McFarlane
	West Adelaide Bearcats	14	8	4th	Lost Semi Final	Ted Powell
1989	Noarlunga Tigers	3	19	12th	Missed Playoffs	Trevor Spratt
	North Adelaide Rockets	18	8	2nd	Lost Semi Final	Mark Molitor
	West Adelaide Bearcats	13	11	6th	Missed Playoffs	Ted Powell
1990	Noarlunga Tigers	2	22	13th	Missed Playoffs	John Cadd
	North Adelaide Rockets	22	2	1st	Won Championship	Mark Molitor
	West Adelaide Bearcats	6	18	10th	Missed Playoffs	Ted Powell
1991	Noarlunga Tigers	5	17	11th	Missed Playoffs	John Cadd
	North Adelaide Rockets	13	9	4th	Missed Playoffs	Mark Molitor
	West Adelaide Bearcats	0	22	12th	Missed Playoffs	Ted Powell
1992	Adelaide City Comets	8	12	7th	Missed Playoffs	Mark Molitor
	West Adelaide Bearcats	11	9	5th	Missed Playoffs	Reg Grantham
1993	Adelaide Lightning	16	2	2nd	Lost Preliminary Final	Jan Stirling
1994	Adelaide Lightning	16	2	1st	Won Championship	Jan Stirling
1995	Adelaide Lightning	16	2	1st	Won Championship	Jan Stirling
1996	Adelaide Lightning	16	2	2nd	Won Championship	Jan Stirling
1997	Adelaide Lightning	14	4	2nd	Lost Grand Final	Jan Stirling
1998	Adelaide Lightning	9	3	2nd	Won Championship	Jan Stirling
1998/99	Adelaide Lightning	12	9	3rd	Lost Preliminary Final	Jan Stirling
1999/00	Adelaide Lightning	13	8	2nd	Lost Grand Final	Jan Stirling
2000/01	Adelaide Lightning	15	6	3rd	Lost Semi Final	Jan Stirling
2001/02	Adelaide Lightning	17	4	1st	Lost Preliminary Final	Jan Stirling
2002/03	Adelaide Lightning	12	9	4th	Lost Semi Final	Jan Stirling
2003/04	Adelaide Lightning	13	8	3rd	Lost Preliminary Final	Jan Stirling
2004/05	Adelaide Lightning	13	8	4th	Lost Semi Final	Chris Lucas
2005/06	Adelaide Fellas	14	7	2nd	Lost Preliminary Final	Chris Lucas
2006/07	Adelaide Lightning	15	6	3rd	Lost Preliminary Final	Chris Lucas
2007/08	Adelaide Lightning	21	3	1st	Won Championship	Vicki Valk
2008/09	Adelaide Lightning	15	7	4th	lost Semi Final	Vicki Valk
2009/10	Adelaide Lightning	13	9	6th	Missed Playoffs	Vicki Valk
2010/11	Adelaide Lightning	3	19	9th	Missed Playoffs	Stephen Breheny
2011/12	Adelaide Lightning	18	4	1st	Lost Preliminary Final	Peter Buckle
2012/13	Adelaide Lightning	18	6	3rd	Lost Semi Final	Peter Buckle
2013/14	Adelaide Lightning	12	12	5th	Missed Playoffs	Peter Buckle / Richard Dickel
2014/15	Adelaide Lightning	7	15	7th	Missed Playoffs	Jeremi Moule
2015/16	Adelaide Lightning	10	14	7th	Missed Playoffs	Tracy York
2016/17	Adelaide Lightning	3	21	8th	Missed Playoffs	Chris Lucas
2017/18	Adelaide Lightning	11	10	5th	Missed Playoffs	Chris Lucas

# HEAD COACH



Chris Lucas is held in high regard within WNBL circles. His involvement in the League's coaching ranks dates back to his time as an Assistant Coach at Adelaide under Jan Stirling, before taking over the role of Head Coach of the Lightning in 2004. In his initial three-year tenure in the top job, he took the Adelaide Lightning to the finals in each season, reaching as far as the preliminary final in 2006/2007. Lucas left Adelaide at the end of the 2006/07 season, commencing another assistant coaching role, this time at Canberra, under head coach Carrie Graf, helping the Capitals to two WNBL Championships in his three years at the club. He then continued his successes as a Head Coach at the Townsville Fire. In five seasons, Lucas led Townsville to the finals in each occasion, becoming the fifth coach in WNBL history to claim back-to-back Championships in 2014/15 and 2015/16. Lucas then returned home to Adelaide to commence his second stint as head coach of the Lightning for the 2016/17 season.

YEAR	TEAM	REGULAR SEASON			FINALS		NOTES
		WIN	LOSS	POS	WIN	LOSS	
2004/05	Adelaide Lightning	13	8	3rd	0	1	Lost Semi Final
2005/06	Adelaide Fellas	14	7	2nd	0	2	Lost Prelim Final
2006/07	Adelaide Lightning	15	6	3rd	1	1	Lost Prelim Final
2007/08	Adelaide Lightning	1	1				
2011/12	Townsville Fire	13	9	4th	1	1	Lost Semi Final
2012/13	Townsville Fire	13	11	4th	2	1	Lost Grand Final
2013/14	Townsville Fire	16	8	3rd	2	1	Lost Grand Final
2014/15	Townsville Fire	17	5	1st	3	3	Champions
2015/16	Townsville Fire	17	7	1st	3	1	Champions
2016/17	Adelaide Lightning	3	21	8th	0	0	Did not qualify
2017/18	Adelaide Lightning	11	10	5th	0	0	Did not qualify
Totals		133	93		12	11	



## #1 LAUREN NICHOLSON GUARD

**DOB** 26/03/1993      **Height** 183cm      **Nationality** Australian

**Junior Association** | Sutherland Sharks

**Career Highlights** | Saint Mary's college 2012-2016 | WCC All first team 2014/15, 2015/16 | WNBL championship 2016/17 | Under 17 Australian Team | SEABL MVP 2018

REGULAR SEASON STATS			FIELD GOALS			3 PTS			FREE THROWS				REBOUNDS			AVERAGES							
TEAM	YEAR	G	FGA	FGM	FG%	3PA	3PM	3P%	FTA	FTM	FT%	PTS	OR	DR	REB	FLS	ASS	BLK	STL	TO	PTS	REB	ASS
Sydney	2016/17	19	67	32	47.8	26	11	42.3	26	22	84.6	97	21	27	48	28	12	3	3	11	5.1	2.5	0.6
Adelaide	2017/18	20	134	62	46.3	50	18	36	19	17	89.5	159	29	44	73	48	38	3	16	24	7.95	3.65	1.9
		<b>39</b>	<b>201</b>	<b>94</b>	<b>46.8</b>	<b>76</b>	<b>29</b>	<b>38.2</b>	<b>45</b>	<b>39</b>	<b>86.7</b>	<b>256</b>	<b>50</b>	<b>71</b>	<b>121</b>	<b>76</b>	<b>50</b>	<b>6</b>	<b>19</b>	<b>35</b>	<b>6.6</b>	<b>3.1</b>	<b>1.3</b>



## #5 AIMIE CLYDESDALE GUARD

**DOB** 21/09/1993      **Height** 176cm      **Nationality** Australian

**Junior Association** | Dandenong Rangers

**Career Highlights** | 2010 WNBL Championship | 2017 World University Games Gold Medal | x4 SEABL Championships | SEABL All Star Team

REGULAR SEASON STATS			FIELD GOALS			3 PTS			FREE THROWS				REBOUNDS			AVERAGES							
TEAM	YEAR	G	FGA	FGM	FG%	3PA	3PM	3P%	FTA	FTM	FT%	PTS	OR	DR	REB	FLS	ASS	BLK	STL	TO	PTS	REB	ASS
Dandenong	2010/11	5	4	1	25.0	1	0	0.0	2	0	0.0	2	0	1	1	0	0	0	0	0	0.4	0.2	0.0
Dandenong	2011/12	6	9	2	22.2	3	0	0.0	0	0	0.0	4	0	1	1	1	6	0	4	4	0.7	0.2	1.0
Dandenong	2012/13	21	36	18	50.0	5	3	60.0	16	8	50.0	47	3	11	14	16	7	0	4	13	2.2	0.7	0.3
Dandenong	2013/14	19	62	24	38.7	9	0	0.0	10	4	40.0	52	11	12	23	13	10	2	7	15	2.7	1.2	0.5
Dandenong	2014/15	23	123	43	35.0	19	5	26.3	16	15	93.8	106	17	30	47	31	31	3	8	26	4.6	2.0	1.3
Dandenong	2015/16	16	85	26	30.6	29	8	27.6	12	8	66.7	68	6	27	33	20	22	1	9	23	4.3	2.1	1.4
Dandenong	2016/17	29	223	88	39.5	84	27	32.1	34	26	76.5	229	26	52	78	35	80	11	27	59	7.9	2.7	2.8
Adelaide	2017/18	17	149	68	45.6	65	24	36.9	17	8	47.1	168	8	40	48	15	62	5	23	36	9.9	2.8	3.6
		<b>136</b>	<b>691</b>	<b>270</b>	<b>39.1</b>	<b>215</b>	<b>67</b>	<b>31.2</b>	<b>107</b>	<b>69</b>	<b>64.5</b>	<b>676</b>	<b>71</b>	<b>174</b>	<b>245</b>	<b>131</b>	<b>218</b>	<b>22</b>	<b>82</b>	<b>176</b>	<b>5</b>	<b>1.8</b>	<b>1.6</b>



## #6 STEPH BLICAVS GUARD

**DOB** 26/07/1990      **Height** 178cm      **Nationality** Australian

**Junior Association** | Dandenong Rangers

**Career Highlights** | Commonwealth Games Gold Medalist | 2 x WNBL Champion | WNBL Defensive Player of the Year | 3 x SEABL CHAMPION | 2 x SEABL MVP

REGULAR SEASON STATS			FIELD GOALS			3 PTS			FREE THROWS				REBOUNDS			AVERAGES								
TEAM	YEAR	G	FGA	FGM	FG%	3PA	3PM	3P%	FTA	FTM	FT%	PTS	OR	DR	REB	FLS	ASS	BLK	STL	TO	PTS	REB	ASS	
Dandenong	2006/07	12	8	4	50	4	3	75	6	1	16.7	12	2	4	6	9	3	2	2	3	1	0.5	0.3	
AIS	2007/08	24	106	45	42.5	61	24	39.4	20	19	95	133	13	32	45	48	10	7	8	25	5.6	1.9	0.5	
AIS	2008/09	20	151	61	40.4	56	16	28.6	40	24	60	162	16	39	55	37	41	3	8	40	8.1	2.8	2.1	
Dandenong	2009/10	22	225	84	37.4	92	31	33.7	58	45	77.6	244	21	45	66	53	37	8	20	47	11.1	3	1.7	
Dandenong	2010/11	23	220	92	41.9	81	31	38.3	22	19	86.4	234	21	46	67	46	30	4	19	25	10.2	3	1.4	
Dandenong	2011/12	25	287	132	46	91	36	39.6	53	40	75.5	340	37	68	105	58	49	10	21	42	13.6	4.2	2	
Dandenong	2012/13	26	228	108	48	80	34	42.5	45	41	91.2	291	23	54	77	51	28	8	20	27	11.2	3	1.1	
Townsville	2013/14	27	242	108	44.7	53	24	45.3	82	75	91.5	315	20	57	77	43	59	7	14	38	11.7	2.9	2.2	
Townsville	2014/15	24	226	95	42.1	85	31	36.5	61	48	78.7	274	20	48	68	36	47	8	16	41	11.5	2.9	2	
Dandenong	2015/16	25	340	145	42.7	89	32	36	87	74	85.1	396	22	77	99	53	66	11	21	62	15.9	3	2.7	
Dandenong	2016/17	29	382	174	45.6	135	56	41.5	117	104	88.9	508	34	101	135	56	97	10	26	51	17.6	4.7	3.4	
Dandenong	2017/18	21	300	111	37	92	32	34.8	71	66	93.0	320	28	64	92	34	74	10	28	47	15.2	4.4	3.5	
			<b>278</b>	<b>2715</b>	<b>1159</b>	<b>42.7</b>	<b>919</b>	<b>350</b>	<b>38.1</b>	<b>662</b>	<b>556</b>	<b>84</b>	<b>3229</b>	<b>257</b>	<b>635</b>	<b>892</b>	<b>524</b>	<b>541</b>	<b>88</b>	<b>203</b>	<b>448</b>	<b>11.6</b>	<b>3.2</b>	<b>1.9</b>



## #8 CHELSEA BROOK FORWARD

**DOB** 29/07/1998      **Height** 189cm      **Nationality** Australian

**Junior Association** | Norwood Flames

**Career Highlights** | 2017 World University Games Gold Medal | 2018 SA Premier League Halls Medal winner | 2015/16 SA Premier League Championship winners

REGULAR SEASON STATS			FIELD GOALS			3 PTS			FREE THROWS				REBOUNDS			AVERAGES							
TEAM	YEAR	G	FGA	FGM	FG%	3PA	3PM	3P%	FTA	FTM	FT%	PTS	OR	DR	REB	FLS	ASS	BLK	STL	TO	PTS	REB	ASS
Adelaide	2016/17	13	21	9	42.9	4	1	25	4	1	25	20	5	6	11	3	1	2	2	7	1.5	0.8	0.1
Adelaide	2017/18	11	18	9	50	0	0	0	2	1	50	19	3	5	8	7	3	0	1	1	1.7	0.7	0.3
			<b>24</b>	<b>39</b>	<b>18</b>	<b>46.2</b>	<b>4</b>	<b>1</b>	<b>25</b>	<b>6</b>	<b>2</b>	<b>33.3</b>	<b>39</b>	<b>8</b>	<b>11</b>	<b>19</b>	<b>10</b>	<b>4</b>	<b>3</b>	<b>8</b>	<b>1.6</b>	<b>0.8</b>	<b>0.2</b>





## #9 MIKAYLA PIRINI GUARD

**DOB** 29/06/1996      **Height** 170cm      **Nationality** Australian

**Junior Association** | Willetton Tigers

REGULAR SEASON STATS			FIELD GOALS			3 PTS			FREE THROWS				REBOUNDS				AVERAGES						
TEAM	YEAR	G	FGA	FGM	FG%	3PA	3PM	3P%	FTA	FTM	FT%	PTS	OR	DR	REB	FLS	ASS	BLK	STL	TO	PTS	REB	ASS
West Coast	2013/14	15	17	1	5.9	7	1	14.3	6	2	33.3	5	1	7	8	14	11	0	0	14	0.3	0.5	0.7
West Coast	2014/15	1	1	0	0.0	0	0	0.0	0	0	0.0	0	0	0	0	0	0	0	0	0	0.0	0.0	0.0
Adelaide	2015/16	17	13	4	30.8	4	1	25.0	4	2	50.0	11	1	7	8	12	13	0	2	9	0.6	0.5	0.8
Perth Lynx	2017/18	8	16	3	18.8	9	2	22.2	1	1	100.0	9	1	4	5	3	1	0	3	5	1.1	0.6	0.1
		<b>41</b>	<b>47</b>	<b>8</b>	<b>55.4</b>	<b>20</b>	<b>4</b>	<b>61.5</b>	<b>11</b>	<b>5</b>	<b>183.3</b>	<b>25</b>	<b>3</b>	<b>18</b>	<b>21</b>	<b>29</b>	<b>25</b>	<b>0</b>	<b>5</b>	<b>28</b>	<b>2.1</b>	<b>1.6</b>	<b>1.6</b>



## #11 PENINA DAVIDSON FORWARD/CENTER

**DOB** 9/2/95      **Height** 191cm      **Nationality** New Zealander

**Junior Association** | North Harbour (NZ)

**Career Highlights** | NZ Tall Ferns Selection | March Madness



## #12 NIA COFFEY FORWARD

**DOB** 6/11/95      **Height** 185cm      **Nationality** American

**Junior Association** | Marist College

**Career Highlights** | Northwestern University 2013-2017 | San Antonio Stars 2017 | Maccabi Tel Aviv Ramat Chen 2017-2018 | Las Vegas Aces 2018 |



## #35 NICOLE SEEKAMP GUARD

**DOB** 26/04/1992      **Height** 178cm      **Nationality** Australian

**Junior Association** | Sturt Sabres

**Career Highlights** | Sturt Sabres Junior | South Australian Country representative | South Australian U/20s gold medal winner and MVP | Australian institute of Sport scholarship holder | University of South Dakota women's basketball team 2011-2016 | Summit league player of the year | WNIT champions 2016 | Adelaide Lightning 2017-2019 | Australian Opal's commonwealth games gold medal

REGULAR SEASON STATS			FIELD GOALS			3 PTS			FREE THROWS				REBOUNDS				AVERAGES						
TEAM	YEAR	G	FGA	FGM	FG%	3PA	3PM	3P%	FTA	FTM	FT%	PTS	OR	DR	REB	FLS	ASS	BLK	STL	TO	PTS	REB	ASS
AIS	2009/10	18	75	22	29.3	23	6	26.1	22	18	81.8	68	14	21	35	21	18	1	16	36	3.8	1.9	1
Adelaide	2010/11	13	57	24	42.1	23	9	39.1	11	8	72.7	65	10	22	32	28	22	1	10	17	5	2.5	1.7
Adelaide	2017/18	21	244	105	43.0	77	22	28.6	55	45	81.8	277	25	65	90	47	103	4	46	69	13.2	4.3	4.9
		<b>31</b>	<b>132</b>	<b>46</b>	<b>34.8</b>	<b>46</b>	<b>15</b>	<b>32.6</b>	<b>33</b>	<b>26</b>	<b>78.8</b>	<b>133</b>	<b>24</b>	<b>43</b>	<b>67</b>	<b>49</b>	<b>40</b>	<b>2</b>	<b>26</b>	<b>53</b>	<b>4.3</b>	<b>2.2</b>	<b>1.3</b>



## #40 KAYLA ALEXANDER CENTRE

**DOB** 1/5/91      **Height** 193cm      **Nationality** Canadian

**Junior Association** | Syracuse University



## #42 COLLEEN PLANETA FORWARD

**DOB** 9/3/88      **Height** 188cm      **Nationality** Australian

**Junior Association** | Point Loma Nazarene University

**Career Highlights** | Played 4 years at Point Loma Nazarene University. Was named NAIA 1st All-American 3 times. Played professionally in Portugal, Greece, Germany, Luxembourg, and Australia. Won League Championship in Germany. Won Cup Championship in Luxembourg. Won 2 League Championships in Big V in Melbourne. Won League MVP 3 times in BigV State Championship Women.

REGULAR SEASON STATS			FIELD GOALS			3 PTS			FREE THROWS				REBOUNDS				AVERAGES						
TEAM	YEAR	G	FGA	FGM	FG%	3PA	3PM	3P%	FTA	FTM	FT%	PTS	OR	DR	REB	FLS	ASS	BLK	STL	TO	PTS	REB	ASS
Adelaide	2016/2017	24	340	150	44.1	91	26	28.6	35	28	80.0	354	36	116	152	52	30	36	22	59	14.8	6.3	1.3
Adelaide	2017/2018	21	207	90	43.5	49	16	32.7	19	15	78.9	211	19	81	100	41	21	22	18	24	10.05	4.76	1
		<b>45</b>	<b>547</b>	<b>240</b>	<b>43.9</b>	<b>140</b>	<b>42</b>	<b>30.0</b>	<b>54</b>	<b>43</b>	<b>79.6</b>	<b>565</b>	<b>55</b>	<b>197</b>	<b>252</b>	<b>93</b>	<b>51</b>	<b>58</b>	<b>40</b>	<b>83</b>	<b>7.7</b>	<b>3.5</b>	<b>0.7</b>

## Development Players

Ashley Taia

Ruby Porter

 Bendigo Bank

**SPIRIT** 

## PLAYER ROSTER

NO.	PLAYER	HEIGHT (CM)	POSITION	DOB
1	Jamie Scott	178	Guard	9/8/94
2	Louella Tomlinson	193	Centre	8/4/88
3	Kara Tessari	165	Guard	18/3/99
4	Bianca Dufelmeier	160	Guard	25/6/92
6	Cassidy McClean	180	Guard	9/6/99
9	Courtenay Wragg	175	Guard	28/2/98
12	Nadeen Payne	188	Forward	7/6/93
13	Abbey Wehrung	178	Guard	28/12/95
15	Jessie Rennie	175	Guard	17/5/00
16	Nat Hurst	163	Guard	8/4/83
21	Marena Whittle	180	Forward	28/1/94
34	Maddison Wild	190	Centre	25/3/95
32	Rebecca Tobin	195	Centre	21/4/88
40	Caitlin McLachlan	183	Forward	8/3/96

## CLUB INFO

CLUB DETAILS	
CLUB NAME	Bendigo
MAJOR SPONSOR	Bendigo Bank
UNIFORM COLOURS	Blue/Yellow
STADIUM NAME	Bendigo Stadium
STADIUM ADDRESS	91 Inglis St, West Bendigo
CAPACITY	4000

CLUB CONTACTS	
CLUB CONTACT	<b>Adam Tarr</b> 0437 627 950 adam.tarr@bendigostadium.com.au 03 3440 6215
CLUB MEDIA OFFICER	<b>Adam Tarr</b> 0437 627 950 adam.tarr@bendigostadium.com.au
HEAD COACH	<b>Simon Pritchard</b> coach@bendigospirit.com.au
ASSISTANT COACH/S	<b>David Flint and Megan Moody</b>
TEAM MANAGER	<b>Nadine Anderson</b> Nadine.Anderson@bendigoadelaide.com.au
CLUB GAME COMMISSIONER	<b>Ashley Donaldson</b> ashleydonaldson@bigpond.com
CLUB HEAD STATISTICIAN	<b>Daniel Nancarrow</b> Daniel.Nancarrow@bendigostadium.com.au



# 2018/19 SCHEDULE



ROUND	DATE	TIME (LOCAL)	VENUE	HOME TEAM	AWAY TEAM
1	Sat Oct 13	7:30pm	SBC	Melbourne	Bendigo
 2	<b>Sat Oct 20</b>	<b>7:00pm</b>	<b>BEN</b>	<b>Bendigo</b>	<b>Dandenong</b>
3	Fri Oct 26	6:30pm	PER	Perth	Bendigo
3	Sun Oct 28	3:00pm	TSA	Adelaide	Bendigo
 4	<b>Sat Nov 3</b>	<b>7:00pm</b>	<b>BEN</b>	<b>Bendigo</b>	<b>Adelaide</b>
4	Mon Nov 5	7:30pm	SBC	Melbourne	Bendigo
 5	<b>Sun Nov 11</b>	<b>2:00pm</b>	<b>BEN</b>	<b>Bendigo</b>	<b>Sydney Uni</b>
 6	<b>Fri Nov 16</b>	<b>7:00pm</b>	<b>BEN</b>	<b>Bendigo</b>	<b>Dandenong</b>
6	Sun Nov 18	2:30pm	QBA*	Sydney Uni	Bendigo
 7	<b>Sat Nov 24</b>	<b>3:00pm</b>	<b>BEN</b>	<b>Bendigo</b>	<b>Townsville</b>
8	Thu Nov 29	7:00pm	TSV	Townsville	Bendigo
8	Sat Dec 1	5:00pm	BRY	Sydney Uni	Bendigo
9	Fri Dec 7	6:30pm	PER	Perth	Bendigo
9	Sun Dec 9	2:00pm	NCC	UC Capitals	Bendigo
10	Sun Dec 16	3:00pm	DAN	Dandenong	Bendigo
 11	<b>Fri Dec 21</b>	<b>7:00pm</b>	<b>BEN</b>	<b>Bendigo</b>	<b>Townsville</b>
 12	<b>Sat Dec 29</b>	<b>3:00pm</b>	<b>BEN</b>	<b>Bendigo</b>	<b>Melbourne</b>
13	Fri Jan 4	7:00pm	AIS	UC Capitals	Bendigo
 13	<b>Sun Jan 6</b>	<b>2:00pm</b>	<b>BEN</b>	<b>Bendigo</b>	<b>Perth</b>
 14	<b>Thu Jan 10</b>	<b>7:00pm</b>	<b>BEN</b>	<b>Bendigo</b>	<b>Adelaide</b>
 15	<b>Sat Jan 19</b>	<b>3:00pm</b>	<b>BEN</b>	<b>Bendigo</b>	<b>UC Capitals</b>

## VENUE

	AIS AIS Arena
	BEN Bendigo Stadium
	BRY Brydens Stadium
	DAN Dandenong Stadium
	NCC National Convention Centre
	PER Bendat Basketball Centre

## VENUE

	QBA Qudos Bank Arena
	SBC State Basketball Centre
	TSA Titanium Security Arena
	TSV Townsville Stadium

# YEAR BY YEAR



YEAR	WINS	LOSSES	POSITION	PLAYOFFS	COACH
2007/08	10	14	7th	Missed playoffs	Bernie Harrower
2008/09	14	8	5th	Lost Elimination Final	Bernie Harrower
2009/10	13	9	5th	Lost Elimination Final	Bernie Harrower
2010/11	15	7	3rd	Lost Preliminary Final	Bernie Harrower
2011/12	12	10	6th	Missed playoffs	Bernie Harrower
2012/13	21	3	1st	Champions	Bernie Harrower
2013/14	22	2	1st	Champions	Bernie Harrower
2014/15	15	7	2nd	Runner Up	Bernie Harrower
2015/16	12	12	6th	Missed Playoffs	Simon Pritchard
2016/17	13	11	6th	Missed Playoffs	Simon Pritchard
2017/18	4	17	8th	Missed Playoffs	Simon Pritchard

# HEAD COACH



Simon Pritchard's rise through the coaching ranks began at junior level, involved at various national junior teams as well as leading the South-Australian Under-20 Women's team in 2008 and 2009. From there, Pritchard went on to Head Coach the Norwood Flames in 2013 and 2014, before commencing an assistant coaching position at the Canberra Capitals in season 2014/15, under Carrie Graf. Despite Pritchard's two consistent seasons in charge of Bendigo, winning twelve and thirteen games respectively, the Spirit have narrowly missed the finals on both occasions. The club will be eager to make a return to the top four in quest of their third WNBL Championship in season 2018/19.

YEAR	TEAM	REGULAR SEASON			FINALS		NOTES
		WIN	LOSS	POS	WIN	LOSS	
2015/16	Bendigo	12	12	6th	0	0	Missed Playoffs
2016/17	Bendigo Spirit	13	11	6th	0	0	Did not qualify
2017/18	Bendigo Spirit	4	17	8th	0	0	Did not qualify
Totals		29	40				





## #1 JAMIE SCOTT GUARD

**DOB** 9/8/94    **Height** 178cm    **Nationality** USA

**Junior Association** | Clarkston High School

**Career Highlights** | Oregon State University | Final Four appearance | Pac-12 Player of the Year | Drafted 17th overall WNBA 2016 | Uni Ferrol (Spain)- All Spanish Team | Canadian Senior Women Basketball Team Member- Americup Champions




## #2 LOUELLA TOMLINSON CENTRE

**DOB** 8/4/88    **Height** 193 cm    **Nationality** Australian

**Junior Association** | Melbourne Tigers

**Career Highlights** | Played at Santa Clara University | Canberra Capitals 2016/17 | Highlights - beating Stanford at the Maples Center and winning QBL in 2017

REGULAR SEASON STATS			FIELD GOALS			3 PTS			FREE THROWS				REBOUNDS						AVERAGES				
TEAM	YEAR	G	FGA	FGM	FG%	3PA	3PM	3P%	FTA	FTM	FT%	PTS	OR	DR	REB	FLS	ASS	BLK	STL	TO	PTS	REB	ASS
AIS	2004/05	7	4	1	25	0	0	0	2	1	50	3	0	6	6	2	1	5	0	3	0.4	0.9	0.1
AIS	2005/06	19	81	25	30.9	20	5	25	30	17	56.7	72	9	77	86	31	25	51	6	52	3.8	4.5	1.3
AIS	2006/07	9	19	7	36.8	4	3	75	6	3	50	20	6	11	17	12	10	6	0	7	2.2	1.9	1.1
Dandenong	2011/12	22	75	28	37.3	2	0	0	30	12	40	68	17	47	64	25	17	35	5	20	3.1	2.9	0.8
Perth	2014/15	12	135	62	45.9	7	2	28.6	35	22	62.9	149	10	62	72	33	14	31	13	32	12.4	6	1.2
Perth	2015/16	23	201	78	38.8	41	11	26.8	40	34	85	201	40	82	122	50	33	47	18	32	8.7	5.3	1.4
Melbourne	2017/18	21	93	39	41.9	8	0	0	22	15	68.2	93	24	62	86	37	36	31	7	30	4.42	4.09	1.71
		<b>113</b>	<b>608</b>	<b>240</b>	<b>39.5</b>	<b>82</b>	<b>21</b>	<b>25.6</b>	<b>165</b>	<b>104</b>	<b>63.0</b>	<b>606</b>	<b>106</b>	<b>347</b>	<b>453</b>	<b>190</b>	<b>136</b>	<b>206</b>	<b>49</b>	<b>176</b>	<b>5.0</b>	<b>3.7</b>	<b>1.1</b>



## #3 KARA TESSARI GUARD

**DOB** 18/3/99    **Height** 165 cm    **Nationality** Australian

**Junior Association** | Bulleen

**Career Highlights** | Representing vic metro for 4 nationals and winning 3 gold medals | 2018 SEABL championship for the braves.

REGULAR SEASON STATS			FIELD GOALS			3 PTS			FREE THROWS				REBOUNDS						AVERAGES				
TEAM	YEAR	G	FGA	FGM	FG%	3PA	3PM	3P%	FTA	FTM	FT%	PTS	OR	DR	REB	FLS	ASS	BLK	STL	TO	PTS	REB	ASS
Bendigo	2016/17	4	2	1	50.0	2	1	50.0	0	0	0.0	3	0	2	2	3	1	0	0	3	0.8	0.5	0.3
Bendigo	2017/18	20	25	9	36.0	15	2	13.3	10	8	80.0	28	2	8	10	15	13	0	9	10	1.4	0.5	0.7
		<b>24</b>	<b>27</b>	<b>10</b>	<b>37.0</b>	<b>17</b>	<b>3</b>	<b>63.3</b>	<b>10</b>	<b>8</b>	<b>80.0</b>	<b>31</b>	<b>2</b>	<b>10</b>	<b>12</b>	<b>18</b>	<b>14</b>	<b>0</b>	<b>9</b>	<b>13</b>	<b>1.3</b>	<b>0.5</b>	<b>3.5</b>



## #6 CASSIDY MCCLEAN GUARD

**DOB** 9/6/99    **Height** 180 cm    **Nationality** Australian

**Junior Association** | Newcastle Hunters

**Career Highlights** | 2016 World Championship Gold Medalist | 2016 WNBL Championship | 2017 U20's Championship Silver Medalist & tournament MVP

REGULAR SEASON STATS			FIELD GOALS			3 PTS			FREE THROWS				REBOUNDS						AVERAGES				
TEAM	YEAR	G	FGA	FGM	FG%	3PA	3PM	3P%	FTA	FTM	FT%	PTS	OR	DR	REB	FLS	ASS	BLK	STL	TO	PTS	REB	ASS
Sydney Uni Flames	2016/17	9	22	7	31.8	11	3	27.3	0	0	0	17	2	6	8	12	5	0	1	6	1.9	0.9	0.6
Sydney Uni Flames	2017/18	6	1	0	0	0	0	0	0	0	0	0	1	1	2	6	1	0	0	4	0	0.3	0.2
		<b>15</b>	<b>23</b>	<b>7</b>	<b>30.4</b>	<b>11</b>	<b>3</b>	<b>27.3</b>	<b>0</b>	<b>0</b>	<b>0</b>	<b>17</b>	<b>3</b>	<b>7</b>	<b>10</b>	<b>18</b>	<b>6</b>	<b>0</b>	<b>1</b>	<b>10</b>	<b>0.9</b>	<b>0.6</b>	<b>0.4</b>



## #12 NADEEN PAYNE FORWARD

**DOB** 7/6/93    **Height** 188 cm    **Nationality** Australian

**Junior Association** | Townsville

**Career Highlights** | 2018 SEABL Championship

REGULAR SEASON STATS			FIELD GOALS			3 PTS			FREE THROWS				REBOUNDS						AVERAGES				
TEAM	YEAR	G	FGA	FGM	FG%	3PA	3PM	3P%	FTA	FTM	FT%	PTS	OR	DR	REB	FLS	ASS	BLK	STL	TO	PTS	REB	ASS
AIS	2009/10	18	100	35	35.0	16	2	12.5	59	38	64.4	110	17	46	63	31	15	5	10	68	6.1	3.5	0.8
AIS	2010/11	8	47	16	34.0	3	0	0.0	22	13	59.1	45	13	14	27	18	5	1	8	12	5.6	3.4	0.6
Townsville	2010/11	13	84	44	52.4	0	0	0.0	43	31	72.1	119	14	43	57	25	8	3	3	27	9.2	4.4	0.6
Townsville	2011/12	24	161	77	47.8	15	4	26.7	37	28	75.7	186	19	59	78	46	17	5	10	46	7.8	3.3	0.7
Adelaide	2012/13	22	125	69	55.2	9	2	22.2	65	48	73.8	188	31	49	80	41	22	2	8	42	8.5	3.6	1.0
Adelaide	2013/14	24	113	43	38.1	9	1	11.1	42	34	81.0	121	12	34	46	46	19	4	15	36	5.0	1.9	0.8
SEQ Stars	2015/16	26	208	94	45.2	80	28	35.0	56	49	87.5	265	29	62	91	71	36	11	11	25	10.2	3.5	1.4
Bendigo	2016/17	24	115	33	28.7	50	14	28.0	73	58	79.5	166	36	62	98	48	24	5	11	36	6.9	4.1	1.0
Bendigo	2017/18	21	214	88	41.1	70	28	40.0	73	54	74.0	258	21	62	83	48	40	4	17	54	12.3	3.9	1.9
		<b>180</b>	<b>1167</b>	<b>499</b>	<b>42.8</b>	<b>252</b>	<b>79</b>	<b>31.3</b>	<b>470</b>	<b>353</b>	<b>75.1</b>	<b>1458</b>	<b>192</b>	<b>431</b>	<b>623</b>	<b>374</b>	<b>186</b>	<b>40</b>	<b>93</b>	<b>346</b>	<b>8.1</b>	<b>3.5</b>	<b>7.8</b>



## #13 ABBEY WEHRUNG GUARD

**DOB** 28/12/95 **Height** 178 cm **Nationality** Australian

**Junior Association** | Ballarat

**Career Highlights** | Gold at 2017 world university games with the emerging opals | U17 world champs | AIS 2012/2013

REGULAR SEASON STATS			FIELD GOALS			3 PTS			FREE THROWS				REBOUNDS			AVERAGES							
TEAM	YEAR	G	FGA	FGM	FG%	3PA	3PM	3P%	FTA	FTM	FT%	PTS	OR	DR	REB	FLS	ASS	BLK	STL	TO	PTS	REB	ASS
UC Capitals	2014/15	20	62	19	30.6	22	6	27.3	14	13	92.9	57	8	18	26	21	17	1	3	25	2.9	1.3	0.9
UC Capitals	2015/16	24	102	35	34.3	47	13	27.7	31	24	77.4	107	8	27	35	23	30	2	6	44	4.5	1.5	1.3
UC Capitals	2016/17	16	113	46	40.7	67	27	40.3	17	12	70.6	131	5	27	42	27	19	5	6	20	8.2	2.6	1.2
UC Capitals	2017/18	20	166	70	42.2	69	33	47.8	22	17	77.3	190	10	27	63	35	48	3	21	39	9.5	3.15	2.4
		<b>80</b>	<b>443</b>	<b>170</b>	<b>38.4</b>	<b>205</b>	<b>79</b>	<b>38.5</b>	<b>84</b>	<b>66</b>	<b>78.6</b>	<b>485</b>	<b>31</b>	<b>27</b>	<b>166</b>	<b>106</b>	<b>114</b>	<b>11</b>	<b>36</b>	<b>128</b>	<b>6.3</b>	<b>2.1</b>	<b>1.425</b>



## #15 JESSIE RENNIE GUARD

**DOB** 17/5/00 **Height** 175 cm **Nationality** Australian

**Junior Association** | Bendigo

**Career Highlights** | Under 16 Vic Country State Team | ACJBC New Zealand Tour Team 2015 | ACJBC Champions 2017 | SEABL 2015, 2016 & 2017 | Played in National SEABL Final for Bendigo Braves in 2017 | WNBL Development Player 2016 & 17

REGULAR SEASON STATS			FIELD GOALS			3 PTS			FREE THROWS				REBOUNDS			AVERAGES							
TEAM	YEAR	G	FGA	FGM	FG%	3PA	3PM	3P%	FTA	FTM	FT%	PTS	OR	DR	REB	FLS	ASS	BLK	STL	TO	PTS	REB	ASS
Bendigo Spirit	2017/18	2	4	0	0	1	0	0	0	0	0	0	0	0	0	1	0.5	0	0	0	0	0	0.5
		<b>2</b>	<b>4</b>	<b>0</b>	<b>0</b>	<b>1</b>	<b>0</b>	<b>0</b>	<b>0</b>	<b>0</b>	<b>0</b>	<b>0</b>	<b>0</b>	<b>0</b>	<b>0</b>	<b>1</b>	<b>0.5</b>	<b>0</b>	<b>0</b>	<b>0</b>	<b>0</b>	<b>0</b>	<b>0.5</b>




## #16 NAT HURST GUARD

**DOB** 8/4/83    **Height** 163 cm    **Nationality** Australian

**Junior Association** | Canberra

**Career Highlights** | 7 x WNBL champion

REGULAR SEASON STATS			FIELD GOALS			3 PTS			FREE THROWS				REBOUNDS						AVERAGES					
TEAM	YEAR	G	FGA	FGM	FG%	3PA	3PM	3P%	FTA	FTM	FT%	PTS	OR	DR	REB	FLS	ASS	BLK	STL	TO	PTS	REB	ASS	
Canberra	1999/00	22	4	0	0.0	1	0	0.0	8	7	87.5	7	1	4	5	4	3	0	0	6	0.3	0.2	0.1	
Canberra	2000/01	23	38	8	21.1	14	2	14.3	6	4	66.7	22	8	13	21	25	22	1	2	25	1.0	0.9	1.0	
Canberra	2001/02	23	56	20	35.7	24	4	16.7	16	11	68.8	55	8	24	32	17	20	2	3	29	2.4	1.4	0.9	
Canberra	2002/03	23	56	18	32.1	27	10	37.0	20	16	80.0	62	8	31	39	14	30	1	3	21	2.7	1.7	1.3	
Canberra	2005/06	20	40	14	35.0	14	6	42.9	15	12	80.0	46	10	24	34	7	21	0	7	16	2.3	1.7	1.1	
Canberra	2006/07	24	166	76	45.8	53	24	45.3	61	44	72.1	220	23	46	69	30	46	1	16	43	9.2	2.9	1.9	
Canberra	2007/08	25	286	124	43.4	112	48	42.9	62	48	77.4	344	19	59	78	38	75	1	13	52	13.8	3.1	3.0	
Canberra	2008/09	21	189	85	45.0	86	36	41.9	43	30	69.8	236	20	90	110	26	74	1	28	48	11.2	5.2	3.5	
Canberra	2009/10	25	273	112	41.0	86	30	34.9	64	50	78.1	304	24	85	109	40	94	1	30	71	12.2	4.4	3.8	
Canberra	2013/14	22	248	101	40.7	77	35	45.5	77	68	88.3	305	9	80	89	45	124	1	22	56	13.9	4.0	5.6	
Canberra	2017/18	19	176	73	41.5	69	45	65.2	16	12	75.0	183	15	62	77	25	126	3	20	35	9.6	4.1	6.6	
			<b>247</b>	<b>1532</b>	<b>631</b>	<b>41.2</b>	<b>563</b>	<b>240</b>	<b>42.6</b>	<b>388</b>	<b>302</b>	<b>77.8</b>	<b>1784</b>	<b>145</b>	<b>518</b>	<b>663</b>	<b>271</b>	<b>635</b>	<b>12</b>	<b>144</b>	<b>402</b>	<b>7.2</b>	<b>2.7</b>	<b>28.9</b>



## #21 MARENA WHITTLE FORWARD

**DOB** 28/1/94    **Height** 180 cm    **Nationality** Australian

**Junior Association** | Nunawading

**Career Highlights** | Completed an impressive college career at North Dakota, the versatile forward, who was named in the SEABL All-Star Five in 2017 & 2018



## #32 REBECCA TOBIN CENTRE

**DOB** 21/4/88    **Height** 195 cm    **Nationality** American

**Junior Association** | Glendale Cactus High School

**Career Highlights** | I have played in Italy, Romania, Hungary, France, Puerto Rico, and Germany, I have won two cup championships and one league championship in Germany.



## #34 MADDISON WILD CENTRE

**DOB** 25/3/95    **Height** 190 cm    **Nationality** Australian

**Junior Association** | Bendigo

**Career Highlights** | 2018 - SEABL Womens National Championship  
West Texas A&M University multiple championships

REGULAR SEASON STATS			FIELD GOALS			3 PTS			FREE THROWS				REBOUNDS							AVERAGES			
TEAM	YEAR	G	FGA	FGM	FG%	3PA	3PM	3P%	FTA	FTM	FT%	PTS	OR	DR	REB	FLS	ASS	BLK	STL	TO	PTS	REB	ASS
Bendigo	2017/18	13	19	8	42.1	2	0	0	4	3	75	19	5	7	12	16	3	0	0	2	1.46	0.9	0.2
		13	19	8	42.1	2	0	0	4	3	75	19	5	7	12	16	3	0	0	2	1.46	0.9	0.2

## Development Players

Bianca Dufelmeier

Caitlin McLachlan

Courtenay Wragg



UNIVERSITY OF  
CANBERRA  
**CAPITALS**



# PLAYER ROSTER

NO.	PLAYER	HEIGHT (CM)	POSITION	DOB
2	Hannah Young	185	Forward	2/03/1993
4	Kristy Wallace	180	Guard	3/01/1996
5	Leilani Mitchell	165	Point Guard	15/06/1985
7	Lauren Scherf	196	Centre	7/03/1996
8	Abby Cubillo	168	Point Guard	18/05/1999
9	Maddison Rocci	170	Point Guard	1/06/1998
11	Kia Nurse	183	Guard/Forward	22/02/1996
12	Marianna Tolo	196	Centre	2/07/1989
21	Keely Froling	188	Forward	31/01/1996
22	Kelly Wilson	170	Guard	1/01/1985
23	Kelsey Griffin	188	Forward	2/07/1987
25	Elizajane Loader	172	Guard	19/06/1998
41	Kaili McLaren	188	Forward	12/05/1988

# CLUB INFO

CLUB DETAILS	
CLUB NAME	University of Canberra Capitals
MAJOR SPONSOR	University of Canberra
UNIFORM COLOURS	Black/Light Blue
STADIUM NAME	National Convention Centre Canberra - Royal Theatre
STADIUM ADDRESS	31 Constitution Avenue, Canberra ACT 2601
CAPACITY	1800

CLUB CONTACTS	
CLUB CONTACT	Lucille Bailie/Daniel Jackson 04 2240 3395 Lucille.Bailie@canberra.edu.au Daniel.Jackson@canberra.edu.au
CLUB MEDIA OFFICER	Antony Perry 04 3479 5919 Antony.Perry@canberra.edu.au
HEAD COACH	Paul Goriss Paul.Goriss@canberra.edu.au
ASSISTANT COACH/S	Phil Brown & Carly Wilson
TEAM MANAGER	Barb Lodding barblodding@netspeed.com.au
CLUB GAME COMMISSIONER	
CLUB HEAD STATISTICIAN	Mick Hanley



# 2018/19 SCHEDULE

Round	Date	Time (local)	Venue	Home Team	Away Team
1	Fri Oct 12	7:00pm	BRY	Sydney Uni	UC Capitals
2	Fri Oct 19	7:30pm	GA	Melbourne	UC Capitals
2	<b>Sun Oct 21</b>	<b>2:00pm</b>	<b>NCC</b>	<b>UC Capitals</b>	<b>Adelaide</b>
3	<b>Fri Oct 26</b>	<b>7:00pm</b>	<b>AIS</b>	<b>UC Capitals</b>	<b>Melbourne</b>
4	<b>Sun Nov 4</b>	<b>2:00pm</b>	<b>NCC</b>	<b>UC Capitals</b>	<b>Sydney Uni</b>
5	Sat Nov 10	12:00pm	PER	Perth	UC Capitals
6	<b>Sun Nov 18</b>	<b>2:00pm</b>	<b>NCC</b>	<b>UC Capitals</b>	<b>Dandenong</b>
7	<b>Fri Nov 23</b>	<b>7:00pm</b>	<b>NCC</b>	<b>UC Capitals</b>	<b>Melbourne</b>
8	Fri Nov 30	6:30pm	PER	Perth	UC Capitals
8	Sun Dec 2	3:00pm	TSA	Adelaide	UC Capitals
9	<b>Sun Dec 9</b>	<b>2:00pm</b>	<b>NCC</b>	<b>UC Capitals</b>	<b>Bendigo</b>
10	Fri Dec 14	7:00pm	TSA	Adelaide	UC Capitals
10	<b>Sun Dec 16</b>	<b>3:00pm</b>	<b>NCC</b>	<b>UC Capitals</b>	<b>Perth</b>
11	<b>Fri Dec 21</b>	<b>7:00pm</b>	<b>NCC</b>	<b>UC Capitals</b>	<b>Dandenong</b>
11	Sun Dec 23	3:00pm	TSV	Townsville	UC Capitals
12	<b>Fri Dec 28</b>	<b>7:00pm</b>	<b>NCC</b>	<b>UC Capitals</b>	<b>Townsville</b>
12	Sun Dec 30	3:00pm	DAN	Dandenong	UC Capitals
13	<b>Fri Jan 4</b>	<b>7:00pm</b>	<b>AIS</b>	<b>UC Capitals</b>	<b>Bendigo</b>
14	Fri Jan 11	7:00pm	TSV	Townsville	UC Capitals
14	Sun Jan 13	12:00pm	QBA*	Sydney Uni	UC Capitals
15	Sat Jan 19	3:00pm	BEN	Bendigo	UC Capitals

## VENUE

	AIS	AIS Arena
	BEN	Bendigo Stadium
	BRY	Brydens Stadium
	DAN	Dandenong Stadium
	GA	Geelong Arena
	NCC	National Convention Centre

## VENUE

PER	Bendat Basketball Centre
QBA	Qudos Bank Arena
SBC	State Basketball Centre
TSA	Titanium Security Arena
TSV	Townsville Stadium



# YEAR BY YEAR



YEAR	WINS	LOSSES	POSITION	PLAYOFFS	COACH
1986	16	8	6th	Missed Playoffs	Jerry Lee
1987	7	13	9th	Missed Playoffs	Ken Simpson
1988	13	9	5th	Missed Playoffs	Dave Nelson
1989	8	15	10th	Missed Playoffs	Guy Molloy
1990	5	19	11th	Missed Playoffs	Tony McGee
1991	12	10	5th	Missed Playoffs	Jerry Lee
1992	11	9	4th	Lost Semi Final	Jerry Lee
1993	7	11	8th	Missed Playoffs	Tad Duffelmeir
1994	7	11	7th	Missed Playoffs	Jerry Lee
1995	8	10	6th	Missed Playoffs	Michelle Wall
1996	5	13	8th	Missed Playoffs	Michelle Wall
1997	6	12	5th	Missed Playoffs	Mike McHugh
1998	2	10	8th	Missed Playoffs	Mike McHugh
1998/99	4	17	8th	Missed Playoffs	Mike McHugh
1999/00	16	5	1st	Won Championship	Carrie Graf
2000/01	17	4	1st	Lost Grand Final	Carrie Graf
2001/02	15	6	2nd	Won Championship	Carrie Graf
2002/03	16	5	1st	Won Championship	Tom Maher
2003/04	13	8	4th	Lost Semi Final	Carrie Graf
2004/05	9	12	5th	Missed Playoffs	Tom Maher
2005/06	14	7	3rd	Won Championship	Carrie Graf
2006/07	15	6	2nd	Won Championship	Carrie Graf
2007/08	17	7	3rd	Lost Semi Final	Carrie Graf
2008/09	19	3	1st	Won Championship	Carrie Graf
2009/10	16	6	1st	Won Championship	Carrie Graf
2010/11	18	4	2nd	Lost Grand Final	Carrie Graf
2011/12	9	13	8th	Missed Playoffs	Carrie Graf
2012/13	7	17	8th	Missed Playoffs	Carrie Graf
2013/14	10	14	7th	Missed Playoffs	Carrie Graf
2014/15	11	11	5th	Missed Playoffs	Carrie Graf
2015/16	2	22	8th	Missed Playoffs	Carrie Graf
2016/17	13	11	5th	Missed Playoffs	Paul Goriss
2017/18	7	14	6th	Missed Playoffs	Paul Goriss

# HEAD COACH



Paul Goriss is set to enter his third season as Head Coach of the UC Capitals, following his extensive involvement in AIS programs for over a decade. Goriss spent ten years as an Assistant and Senior Coach of the AIS Men's basketball program and three years as the Head Coach of Basketball Australia's Centre of Excellence Women's program based at the AIS. In addition to his role at the Capitals, Goriss is also the current coach of the Australian U19 Gems women's team. In his first season as Head Coach of the Capitals, taking over from club stalwart Carrie Graf, Goriss led a new and refreshed Capitals side to a winning 13-11 season record but narrowly missed the finals. The Capitals will be relying on Goriss' expertise in individual player development to take the next step in achieving finals success.

YEAR	TEAM	REGULAR SEASON			FINALS		NOTES
		WIN	LOSS	POS	WIN	LOSS	
2016/17	UC Capitals	13	11	5th	0	0	Did not qualify
2017/18	UC Capitals	7	14	6th	0	0	Did not qualify
Totals		20	25				



## #2 HANNAH YOUNG FORWARD

**DOB** 2/3/93    **Height** 1.85m    **Nationality** Australian

**Junior Association** | Newcastle

**Career Highlights** | Getting a division 1 scholarship to Virginia Tech | Setting the senior record for made 3's in a season (74) | Hitting a buzzer beater to send us through to the second round of the ACC Tournament | Getting a contract to play professionally in Europe



## #4 KRISTY WALLACE GUARD

**DOB** 3/1/96    **Height** 1.80m    **Nationality** Australian

**Junior Association** | Southern District Spartans

**Career Highlights** | NCAA elite 8 | World Uni games gold | Australian U19's Gems bronze | WNBA draft 2018 2nd round



## #5 LEILANI MITCHELL POINT GUARD

**DOB** 15/6/85    **Height** 1.65m    **Nationality** Australian

**Junior Association** | University of Utah/ University of Idaho

**Career Highlights** | American-Australian professional basketball player for the Phoenix Mercury of the Women's National Basketball Association. Drafted 25th overall by the Phoenix Mercury in the 2008 WNBA Draft. Played for multiple basketball teams outside of the United States. Current Chemist Warehouse Australian Opal.

REGULAR SEASON STATS			FIELD GOALS			3 PTS			FREE THROWS				REBOUNDS						AVERAGES					
TEAM	YEAR	G	FGA	FGM	FG%	3PA	3PM	3P%	FTA	FTM	FT%	PTS	OR	DR	REB	FLS	ASS	BLK	STL	TO	PTS	REB	ASS	
Dandenong	2013/14	26	249	108	43.4	112	46	41.1	56	56	85.7	310	23	92	115	58	141	2	38	70	11.9	4.4	5.4	
Sydney Uni	2014/15	24	251	110	43.8	99	36	36.4	53	53	83	301	16	82	98	50	135	4	29	51	12.5	4.1	5.6	
Adelaide	2015/16	24	347	149	42.9	115	38	33	94	81	86.2	417	19	67	86	69	124	4	55	84	17.4	3.6	5.2	
Sydney Uni	2016/17	28	381	158	41.5	158	58	36.7	83	75	90.4	449	15	92	107	62	169	2	49	78	16.0	3.8	6.0	
			<b>102</b>	<b>1228</b>	<b>525</b>	<b>42.8</b>	<b>484</b>	<b>178</b>	<b>36.8</b>	<b>286</b>	<b>265</b>	<b>92.7</b>	<b>1477</b>	<b>73</b>	<b>333</b>	<b>406</b>	<b>239</b>	<b>569</b>	<b>12</b>	<b>171</b>	<b>283</b>	<b>14.5</b>	<b>4.0</b>	<b>5.6</b>



## #7 LAUREN SCHERF CENTRE

**DOB** 7/3/96    **Height** 1.96m    **Nationality** Australian

**Junior Association** | Melbourne Tigers

**Career Highlights** | 2017 World University Games in Taipei, winning a Gold Medal | 2013 U/19 World Championships winning Bronze, with the U/19 Australian Gems | 2015 U/19 World Championship winning Bronze, with the U/19 Australian Gems | 2014/15 WNBL Rookie of the WNBL | Winning the title of 2016 SEABL Championship with Dandenong

REGULAR SEASON STATS			FIELD GOALS			3 PTS			FREE THROWS				REBOUNDS				AVERAGES						
TEAM	YEAR	G	FGA	FGM	FG%	3PA	3PM	3P%	FTA	FTM	FT%	PTS	OR	DR	REB	FLS	ASS	BLK	STL	TO	PTS	REB	ASS
Dandenong	2013/14	15	34	15	44.1	1	0	0.0	9	7	77.8	37	3	14	17	13	4	3	0	8	2.5	1.1	0.3
Dandenong	2014/15	18	78	36	46.2	2	1	50.0	9	5	55.6	78	29	47	76	43	9	9	9	14	4.3	4.2	0.5
Dandenong	2015/16	25	130	51	39.2	15	3	20.0	30	22	73.3	127	26	63	89	42	15	17	2	28	5.1	3.6	0.6
Dandenong	2016/17	28	158	67	42.4	11	4	36.4	23	18	78.3	156	29	87	116	61	26	15	10	32	5.6	4.1	0.9
Canberra	2017/18	21	161	56	34.8	28	8	28.6	14	6	42.9	126	23	77	100	34	31	9	7	31	6	4.7	1.5
		<b>107</b>	<b>561</b>	<b>225</b>	<b>40.1</b>	<b>57</b>	<b>16</b>	<b>28.1</b>	<b>85</b>	<b>58</b>	<b>68.2</b>	<b>524</b>	<b>110</b>	<b>288</b>	<b>398</b>	<b>193</b>	<b>85</b>	<b>53</b>	<b>28</b>	<b>113</b>	<b>4.7</b>	<b>3.5</b>	<b>0.7</b>



## #9 MADDISON ROCCI POINT GUARD

**DOB** 1/6/98    **Height** 1.7m    **Nationality** Australian

**Junior Association** | Werribee

**Career Highlights** | Represented Victoria under 16s,18s,20s | Won 4 Gold medals | Represented Australia at under 17 and 19 level | Being signed to the University of Canberra capitals

REGULAR SEASON STATS			FIELD GOALS			3 PTS			FREE THROWS				REBOUNDS				AVERAGES						
TEAM	YEAR	G	FGA	FGM	FG%	3PA	3PM	3P%	FTA	FTM	FT%	PTS	OR	DR	REB	FLS	ASS	BLK	STL	TO	PTS	REB	ASS
UC Capitals	2017/18	21	60	24	40	12	1	8.3	35	28	80	79	5	20	25	34	36	2	15	27	3.8	1.2	1.7
		<b>21</b>	<b>60</b>	<b>24</b>	<b>40</b>	<b>12</b>	<b>1</b>	<b>8.3</b>	<b>35</b>	<b>28</b>	<b>80</b>	<b>79</b>	<b>5</b>	<b>20</b>	<b>25</b>	<b>34</b>	<b>36</b>	<b>2</b>	<b>15</b>	<b>27</b>	<b>3.8</b>	<b>1.2</b>	<b>1.7</b>



## #11 KIA NURSE GUARD/FORWARD

**DOB** 22/2/96    **Height** 1.83m    **Nationality** Canadian

**Junior Association** | University of Connecticut

**Career Highlights** | Born and raised in Hamilton, Ontario, Canada | 2015 Pan Am Gold Medalist | 2015 FIBA Americas Gold Medalist and MVP | 2016 Olympian with Team Canada | 2015 American Athletic Conference Freshman of the Year | 2x National Champion with University of Connecticut | 2018 NCAA National Defensive Player of the Year | Drafted 10th overall to New York Liberty in 2018 WNBA Draft



## #12 MARIANNA TOLO CENTRE

**DOB** 2/7/89    **Height** 1.96m    **Nationality** Australian

**Junior Association** | Mackay

**Career Highlights** | WNBL all star 5 | Defensive player of year 2016/17 | Opals - Rio Olympic team 2016, WC bronze medal 2014, WC team 2010 | WNBL champions (Caps) 2008/09 & 09/10

REGULAR SEASON STATS			FIELD GOALS			3 PTS			FREE THROWS				REBOUNDS			AVERAGES								
TEAM	YEAR	G	FGA	FGM	FG%	3PA	3PM	3P%	FTA	FTM	FT%	PTS	OR	DR	REB	FLS	ASS	BLK	STL	TO	PTS	REB	ASS	
AIS	2006/17	21	135	72	53.3	1	0	0	44	27	61.4	171	33	64	97	51	15	35	6	41	8.1	4.6	0.7	
AIS	2007/08	22	212	115	54.2	3	1	33.3	112	90	80.4	321	54	82	136	64	22	38	15	58	14.6	6.2	1	
Canberra	2008/09	24	163	89	54.6	0	0	0	61	40	65.6	218	64	84	148	47	22	53	12	43	9.1	6.2	0.9	
Canberra	2009/10	25	228	126	55.3	3	1	33.3	91	53	58.2	306	64	120	184	62	31	75	19	40	12.2	7.4	1.2	
Canberra	2010/11	25	237	127	53.6	0	0	0	114	81	71.1	335	74	136	210	67	40	64	15	48	13.4	8.4	1.6	
Canberra	2011/12	22	221	123	55.7	0	0	0	88	67	76.1	313	67	122	189	59	53	68	13	67	14.2	8.6	2.4	
Canberra	2016/17	24	302	170	56.3	4	1	25	111	170	84.7	435	73	131	204	72	58	58	23	51	18.1	8.5	2.4	
			<b>163</b>	<b>1498</b>	<b>822</b>	<b>54.9</b>	<b>11</b>	<b>3</b>	<b>27.3</b>	<b>621</b>	<b>528</b>	<b>85.0</b>	<b>2099</b>	<b>429</b>	<b>739</b>	<b>1168</b>	<b>422</b>	<b>241</b>	<b>391</b>	<b>103</b>	<b>348</b>	<b>12.8</b>	<b>7.1</b>	<b>1.5</b>



## #21 KEELY FROLING FORWARD

**DOB** 31/1/96    **Height** 1.88m    **Nationality** Australian

**Junior Association** | Townsville

**Career Highlights** | Aus U17 Sapphires 2013 | AIS 2013-2014 | SMU 2015-2016 | Canberra Caps 2016-present | Gold medal emerging opals University games 2017 | 3x3 Asia cup 2018 Bronze

REGULAR SEASON STATS			FIELD GOALS			3 PTS			FREE THROWS				REBOUNDS			AVERAGES							
TEAM	YEAR	G	FGA	FGM	FG%	3PA	3PM	3P%	FTA	FTM	FT%	PTS	OR	DR	REB	FLS	ASS	BLK	STL	TO	PTS	REB	ASS
Townsville	2012/13	1	1	0	0	0	0	0	4	1	25	1	0	0	0	0	0	0	0	1	1	0	0
Townsville	2013/14	3	1	1	100	0	0	0	0	0	0	2	0	0	0	2	0	1	0	0	0.7	0	0
UC Capitals	2016/17	24	84	29	34.5	15	1	6.7	30	22	73.3	81	21	40	61	35	10	5	7	21	3.4	2.5	0.4
			<b>28</b>	<b>86</b>	<b>30</b>	<b>34.9</b>	<b>15</b>	<b>1</b>	<b>6.7</b>	<b>34</b>	<b>23</b>	<b>67.6</b>	<b>84</b>	<b>21</b>	<b>40</b>	<b>61</b>	<b>37</b>	<b>10</b>	<b>7</b>	<b>22</b>	<b>1.7</b>	<b>0.8</b>	<b>0.1</b>



## #22 KELLY WILSON GUARD

**DOB** 1/1/85    **Height** 1.7m    **Nationality** Australian

**Junior Association** | Leongatha Lightning

**Career Highlights** | FIBA Oceania Championships: 2013 | World University Games: 2007 (Gold) | WNBL Rookie of the Year: 2003 | Staunton Medal for best player at the U20 | National Championships: 2003 | FIBA Young Women's World Championship: 2003 | WNBL Champion: 2013, 2014, 2018

REGULAR SEASON STATS			FIELD GOALS			3 PTS			FREE THROWS				REBOUNDS						AVERAGES				
TEAM	YEAR	G	FGA	FGM	FG%	3PA	3PM	3P%	FTA	FTM	FT%	PTS	OR	DR	REB	FLS	ASS	BLK	STL	TO	PTS	REB	ASS
AIS	2002/03	18	168	62	36.9	42	12	28.6	34	26	76.5	162	21	58	79	50	47	9	24	46	9.0	4.4	2.6
Sydney	2003/04	19	53	16	30.2	25	5	20.0	2	2	100.0	39	2	15	17	36	23	2	16	28	2.1	0.9	1.2
Sydney	2004/05	24	137	54	39.4	39	12	30.8	21	17	81.0	137	22	26	48	39	22	1	14	26	5.7	2.0	0.9
Townsville	2005/06	21	206	85	41.3	59	19	32.2	36	34	94.4	223	19	34	53	47	53	1	26	51	10.6	2.5	2.5
Townsville	2006/07	18	126	59	46.8	41	12	29.3	15	11	73.3	141	14	44	58	48	33	2	13	35	7.8	3.2	1.8
Townsville	2007/08	23	213	86	40.4	64	23	35.9	63	49	77.8	244	27	45	72	69	50	1	26	59	10.6	3.1	2.2
Bendigo	2008/09	23	176	75	42.6	57	21	36.8	58	47	81.0	218	28	66	94	59	53	3	23	42	9.5	4.1	2.3
Bendigo	2009/10	23	238	82	34.5	112	39	34.8	55	46	83.6	249	35	60	95	57	50	1	12	39	10.8	4.1	2.2
Bendigo	2010/11	24	194	71	36.6	76	24	31.6	38	27	71.1	193	26	66	92	66	51	1	11	55	8.0	3.8	2.1
Bendigo	2011/12	22	124	44	35.5	65	25	38.5	13	10	76.9	123	22	46	68	49	58	2	17	20	5.6	3.1	2.6
Bendigo	2012/13	26	231	95	41.1	138	49	35.5	33	24	72.7	263	13	79	92	63	70	4	23	40	10.1	3.5	2.7
Bendigo	2013/14	23	182	78	42.9	73	31	42.5	47	35	74.5	222	20	56	76	54	92	1	22	51	9.7	3.3	4.0
Bendigo	2014/15	21	167	59	35.3	54	16	29.6	45	40	88.9	175	15	50	65	39	102	4	17	55	8.3	3.1	4.9
Bendigo	2015/16	24	284	91	32.0	93	31	33.3	71	60	84.5	273	29	56	85	66	131	2	22	68	11.4	3.5	5.5
Townsville	2016/17	16	67	27	40.3	11	4	36.4	23	17	73.9	75	9	41	50	29	70	3	7	23	4.7	3.1	4.4
Townsville	2017/18	25	124	49	39.5	47	15	31.9	30	26	86.7	139	15	63	78	40	113	1	30	50	5.6	3.1	4.5
	<b>TOTAL</b>	<b>350</b>	<b>2690</b>	<b>1033</b>	<b>38.4</b>	<b>996</b>	<b>338</b>	<b>33.9</b>	<b>584</b>	<b>471</b>	<b>80.7</b>	<b>2876</b>	<b>317</b>	<b>805</b>	<b>1122</b>	<b>811</b>	<b>1018</b>	<b>38</b>	<b>303</b>	<b>688</b>	<b>8.1</b>	<b>3.2</b>	<b>2.9</b>



## #23 KELSEY GRIFFIN FORWARD

**DOB** 2/7/87    **Height** 1.88m    **Nationality** Australian

**Junior Association** | University of Nebraska

**Career Highlights** | 3rd overall pick in WNBA draft (2010) | WNBA all rookie team | 2 WNBL Championships (2 Grandfinal MVPs) | All Star 5 | Defensive player of the year | Asia Cup Silver medal (MVP) | Commonwealth Games gold medalist

REGULAR SEASON STATS			FIELD GOALS			3 PTS			FREE THROWS				REBOUNDS						AVERAGES				
TEAM	YEAR	G	FGA	FGM	FG%	3PA	3PM	3P%	FTA	FTM	FT%	PTS	OR	DR	REB	FLS	ASS	BLK	STL	TO	PTS	REB	ASS
Bendigo	2012/13	19	264	119	45.1	30	7	23.3	102	68	66.7	313	61	102	163	59	16	18	33	40	16.5	8.6	0.8
Bendigo	2013/14	26	308	139	45.1	48	16	33.3	99	70	70.7	364	100	139	239	73	42	26	31	60	14.0	9.2	1.6
Bendigo	2014/15	25	297	144	48.5	54	16	29.6	106	84	79.2	399	66	163	229	52	49	16	34	38	16.0	9.2	2.0
Bendigo	2015/16	21	299	140	46.8	69	19	27.5	97	76	78.4	375	69	140	209	62	39	20	41	44	17.9	10.0	1.9
Bendigo	2016/17	24	184	85	46.2	110	37	33.6	108	82	75.9	363	47	138	185	61	68	27	35	58	15.1	7.7	2.8
Bendigo	2017/18	6	73	33	45.2	14	1	7.1	42	34	81.0	101	13	42	56	14	15	10	7	13	16.8	9.3	2.5
		<b>121</b>	<b>1425</b>	<b>660</b>	<b>46.3</b>	<b>325</b>	<b>96</b>	<b>29.5</b>	<b>554</b>	<b>414</b>	<b>74.7</b>	<b>1915</b>	<b>356</b>	<b>724</b>	<b>1081</b>	<b>321</b>	<b>229</b>	<b>117</b>	<b>181</b>	<b>253</b>	<b>16.0</b>	<b>9.0</b>	<b>1.9</b>



## #41 KAILI MCLAREN FORWARD

**DOB** 12/5/88   **Height** 1.88m   **Nationality** USA

**Junior Association** | University of Connecticut

**Career Highlights** | 2x National Champion at UCONN | Greek POY | 1st Team Israel League

## Development Players

Abby Cubillo

Elizajane Loader

**Jayco<sup>®</sup>**





## PLAYER ROSTER

NO.	PLAYER	HEIGHT (CM)	POSITION	DOB
1	Rebecca Cole	178	Guard	19/03/1993
2	Kayla Pedersen	193	Centre	14/04/1989
3	Stephanie Reid	167	Guard	22/07/1996
5	Tessa Lavey	172	Guard	29/03/1993
6	Maddi Pulli	184	Forward	29/06/2000
7	Rebecca Pizzey	190	Forward	27/01/1991
10	Kiera Rowe	184	Forward	9/01/1991
11	Carley Mijovic	196	Forward	1/08/1994
12	Rachel Jarry	185	Forward	6/12/1991
14	Amelia Todhunter	169	Guard	15/05/1995
15	Sara Blicavs	189	Forward	15/02/1993
20	Taylah Giliam	170	Guard	07/02/1999
22	Tayla Roberts	190	Centre	16/02/1993
44	Betnijah Laney	183	Guard	29/10/1993
tbc	Last Tear Poa	180	Guard	27/11/2001
tbc	Bree Whatman	168	Guard	12/08/1994

## CLUB INFO











CLUB DETAILS	
CLUB NAME	Jayco Dandenong Rangers
MAJOR SPONSOR	Jayco
UNIFORM COLOURS	Green/Grey
STADIUM NAME	Dandenong Stadium
STADIUM ADDRESS	270 Stud Rd Dandenong 3175
CAPACITY	2000

CLUB CONTACTS	
CLUB CONTACT	<b>Trish Fallon</b> 0415 054 856 trish.fallon@dandenongbasketball.com.au 03 9794 7192
CLUB MEDIA OFFICER	<b>Michelle Harrison</b> 0423 957 986 michelle.harrison@dandenongbasketball.com.au
HEAD COACH	<b>Larissa Anderson</b> Larissa@cavpr.com.au
ASSISTANT COACH/S	<b>Lori Chizik &amp; John White</b>
TEAM MANAGER	<b>Robyn Houghton</b> houghton@bigpond.net.au
CLUB GAME COMMISSIONER	<b>Beth Carpenter</b> bethcarpenterdps@gmail.com
CLUB HEAD STATISTICIAN	<b>Tracey Teunissen</b> ttstath@bigpond.com



# 2018/19 SCHEDULE



Round	Date	Time (local)	Venue	Home Team	Away Team
1	Sun Oct 14	3:00pm	TSV	Townsville	Dandenong
 2	<b>Fri Oct 19</b>	<b>6:30pm</b>	<b>DAN</b>	<b>Dandenong</b>	<b>Sydney Uni</b>
2	Sat Oct 20	7:00pm	BEN	Bendigo	Dandenong
 3	<b>Sun Oct 28</b>	<b>3:00pm</b>	<b>DAN</b>	<b>Dandenong</b>	<b>Perth</b>
 4	<b>Sat Nov 3</b>	<b>3:00pm</b>	<b>DAN</b>	<b>Dandenong</b>	<b>Melbourne</b>
5	Sat Nov 10	5:00pm	TSA*	Adelaide	Dandenong
6	Fri Nov 16	7:00pm	BEN	Bendigo	Dandenong
6	Sun Nov 18	2:00pm	NCC	UC Capitals	Dandenong
 7	<b>Sat Nov 24</b>	<b>3:00pm</b>	<b>TRA</b>	<b>Dandenong</b>	<b>Adelaide</b>
 8	<b>Fri Nov 30</b>	<b>6:30pm</b>	<b>DAN</b>	<b>Dandenong</b>	<b>Adelaide</b>
 9	<b>Sun Dec 9</b>	<b>3:00pm</b>	<b>DAN</b>	<b>Dandenong</b>	<b>Perth</b>
10	Fri Dec 14	7:00pm	BRY	Sydney Uni	Dandenong
 10	<b>Sun Dec 16</b>	<b>3:00pm</b>	<b>DAN</b>	<b>Dandenong</b>	<b>Bendigo</b>
11	Fri Dec 21	7:00pm	NCC	UC Capitals	Dandenong
11	Sun Dec 23	3:00pm	SBC	Melbourne	Dandenong
12	Fri Dec 28	6:30pm	PER	Perth	Dandenong
 12	<b>Sun Dec 30</b>	<b>3:00pm</b>	<b>DAN</b>	<b>Dandenong</b>	<b>UC Capitals</b>
13	Fri Jan 4	7:00pm	TSV	Townsville	Dandenong
13	Sun Jan 6	3:00pm	BRY	Sydney Uni	Dandenong
 14	<b>Sun Jan 13</b>	<b>3:00pm</b>	<b>DAN</b>	<b>Dandenong</b>	<b>Townsville</b>
 15	<b>Sat Jan 19</b>	<b>6:30pm</b>	<b>DAN</b>	<b>Dandenong</b>	<b>Melbourne</b>

## VENUE

- BEN Bendigo Stadium
- BRY Brydens Stadium
-  DAN Dandenong Stadium
- NCC National Convention Centre
- PER Bendat Basketball Centre
- SBC State Basketball Centre
-  TRA Traralgon Sports Stadium
- TSA Titanium Security Arena
- TSV Townsville Stadium

# YEAR BY YEAR

YEAR	WINS	LOSSES	POSITION	PLAYOFFS	COACH
1992	14	6	3rd	Lost Grand Final	Alex Palazzolo
1993	10	8	4th	Lost Semi Final	Alex Palazzolo
1994	10	8	5th	Missed Playoffs	Alex Palazzolo
1995	4	14	8th	Missed Playoffs	Alex Palazzolo
1996	9	9	5th	Missed Playoffs	Steve Barr
1997	9	9	4th	Lost Qualifying Final	Steve Barr
1998	7	5	6th	Missed Playoffs	Steve Barr
1998/99	6	15	7th	Missed Playoffs	Mark Wright
1999/00	11	10	5th	Missed Playoffs	Mark Wright
2000/01	15	6	4th	Lost Preliminary Final	Mark Wright
2001/02	15	6	3rd	Lost Semi Final	Mark Wright
2002/03	11	10	5th	Missed Playoffs	Gary Fox
2003/04	17	4	1st	Won Championship	Gary Fox
2004/05	19	2	1st	Won Championship	Gary Fox
2005/06	14	7	1st	Lost Grand Final	Gary Fox
2006/07	12	9	4th	Lose Semi Finals	Gary Fox
2007/08	12	12	4th	Lost Qualifying Final	Dale Waters
2008/09	7	15	7th	Missed Playoffs	Dale Waters
2009/10	6	16	8th	Missed Playoffs	Dale Waters/Dean Kinsman
2010/11	12	10	4th	Lost Elimination Final	Mark Wright
2011/12	14	8	3rd	Won Championship	Mark Wright
2012/13	19	5	2nd	Lost Preliminary Final	Mark Wright
2013/14	16	8	2nd	Lost Preliminary Final	Mark Wright
2014/15	12	10	3rd	Lost Semi Final	Mark Wright
2015/16	15	9	3rd	Lost Semi Final	Larissa Anderson
2016/17	15	9	2nd	Lost Grand Final	Larissa Anderson
2017/18	7	14	7th	Missed Playoffs	Larissa Anderson

# HEAD COACH



In 1995, Larissa Anderson made her WNBL playing debut with the Dandenong Rangers. 270 career games and twenty years later, Anderson was appointed the first female Head Coach of the club, and is now set to enter her fourth season in charge. In her short time as a WNBL coach, Anderson has built upon her SEABL successes, where she was named SEABL Coach of the Year in 2004, 2010, 2011 and 2015, leading the Rangers to the Semi Finals in her first season and a Grand Final appearance in her second. Anderson balances her coaching role at Dandenong with spending time with her two children, as well as running her own PR Company.

YEAR	TEAM	REGULAR SEASON			FINALS		NOTES
		WIN	LOSS	POS	WIN	LOSS	
2015/16	Dandenong	15	9	3rd	0	1	Lost Semi Final
2016/17	Dandenong	15	9	2nd	2	3	Lost Grand Final
2017/18	Dandenong	7	14	7th			Missed Playoffs
Totals		37	32		2	4	



## #1 REBECCA COLE GUARD

**DOB** 19/03/1993      **Height** 178cm      **Nationality** Australian

**Junior Association** | Nunawading Spectres

**Player Bio** | U/19 World Championships | Australian Youth Player of the year | 3X3 World Cup | 3X3 Asia Cup | 2017/18 WNBL GF Series

REGULAR SEASON STATS			FIELD GOALS			3 PTS			FREE THROWS				REBOUNDS						AVERAGES					
TEAM	YEAR	G	FGA	FGM	FG%	3PA	3PM	3P%	FTA	FTM	FT%	PTS	OR	DR	REB	FLS	ASS	BLK	STL	TO	PTS	REB	ASS	
AIS	2009/10	3	15	4	26.7	4	1	25.0	4	2	50.0	11	3	5	8	5	3	2	5	9	3.7	2.7	1.0	
AIS	2010/11	22	181	71	39.2	49	13	26.5	52	41	78.8	196	16	52	68	40	58	3	38	79	8.9	3.1	2.6	
AIS	2011/12	2	15	8	53.3	1	0	0.0	5	3	60.0	19	2	4	6	6	12	1	4	9	9.5	3.0	6.0	
Bulleen	2012/13	13	41	13	31.7	10	3	30.0	12	9	75.0	38	4	19	23	13	18	1	6	14	2.9	1.8	1.7	
Melbourne	2013/14	25	177	73	41.2	50	13	26.0	48	39	81.3	198	17	41	58	32	43	4	29	41	7.9	2.3	1.4	
Melbourne	2014/15	22	224	92	41.1	35	12	34.3	64	54	84.4	259	19	56	75	34	63	4	18	53	11.8	3.4	2.9	
Melbourne	2016/17	24	183	76	41.5	21	3	14.3	72	62	86.1	217	15	46	61	34	77	2	27	52	9	2.5	3.2	
Melbourne	2017/18	24	196	75	38.26	44	11	25	47	40	85.1	201	14	61	75	29	72	3	29	50	8.3	3.1	3	
			<b>135</b>	<b>1032</b>	<b>412</b>	<b>39.9</b>	<b>214</b>	<b>56</b>	<b>26.2</b>	<b>304</b>	<b>250</b>	<b>82.2</b>	<b>1139</b>	<b>90</b>	<b>284</b>	<b>374</b>	<b>193</b>	<b>346</b>	<b>20</b>	<b>156</b>	<b>307</b>	<b>7.7</b>	<b>2.7</b>	<b>2.7</b>



## #2 KAYLA PEDERSEN CENTRE

**DOB** 14/04/1989      **Height** 193cm      **Nationality** American

**Junior Association** | Standford College USA

**Player Bio** | Red Mountain High School State Champion in 2007. | 4 consecutive Final Fours at Stanford University (2007-2011) | Played for the WNBA Tulsa Shock and Connecticut Sun from 2011-2017 | Played professionally overseas from 2011-2018 in Slovakia, Turkey, Italy, and Australia.

REGULAR SEASON STATS			FIELD GOALS			3 PTS			FREE THROWS				REBOUNDS						AVERAGES					
TEAM	YEAR	G	FGA	FGM	FG%	3PA	3PM	3P%	FTA	FTM	FT%	PTS	OR	DR	REB	FLS	ASS	BLK	STL	TO	PTS	REB	ASS	
Dandenong	2013/14	26	232	121	52.2	1	0	0	70	55	78.6	297	67	148	215	90	36	21	19	55	11.4	8.3	1.4	
Dandenong	2017/18	21	204	99	48.5	1	0	0	61	35	57.4	233	64	110	174	63	49	3	29	47	11.1	8.3	2.3	
			<b>47</b>	<b>436</b>	<b>220</b>	<b>50.5</b>	<b>2</b>	<b>0</b>	<b>0</b>	<b>131</b>	<b>90</b>	<b>68.7</b>	<b>530</b>	<b>131</b>	<b>258</b>	<b>389</b>	<b>153</b>	<b>85</b>	<b>24</b>	<b>48</b>	<b>102</b>	<b>11.3</b>	<b>8.3</b>	<b>1.9</b>



## #3 STEPHANIE REID GUARD

**DOB** 22/07/1996      **Height** 167cm      **Nationality** Australian

**Junior Association** | Frankston



## #5 TESSA LAVEY GUARD

**DOB** 29/03/1993      **Height** 172cm      **Nationality** Australian

**Junior Association** | Swan Hill Flyers

**Player Bio** | 2014 - Bronze Medal Turkey World Championships | 2016- Rio Olympics | 2018- Commonwealth Games Gold | 2018 FIBA World Cup - Silver Medal

REGULAR SEASON STATS			FIELD GOALS			3 PTS			FREE THROWS				REBOUNDS				AVERAGES						
TEAM	YEAR	G	FGA	FGM	FG%	3PA	3PM	3P%	FTA	FTM	FT%	PTS	OR	DR	REB	FLS	ASS	BLK	STL	TO	PTS	REB	ASS
AIS	2009/10	8	48	12	25.0	16	3	18.8	3	1	33.3	28	9	17	26	7	3	0	2	21	4.0	3.7	0.4
AIS	2010/11	10	38	11	28.9	9	3	33.3	28	17	60.7	42	11	22	33	9	14	1	11	23	4.2	3.3	1.4
AIS	2011/12	15	55	23	41.8	19	7	36.8	6	3	50.0	56	6	25	31	24	25	2	6	34	3.7	2.1	1.7
Canberra	2012/13	9	13	2	15.4	5	0	0.0	0	0	0.0	4	3	5	8	4	4	0	2	9	0.4	0.9	0.4
Bendigo	2013/14	17	26	9	34.6	13	5	38.5	2	2	100.0	25	3	10	13	8	7	0	3	12	1.5	0.8	0.4
Bendigo	2014/15	24	64	18	28.1	29	8	27.6	9	6	66.7	50	4	19	23	21	32	1	5	17	2.1	1.0	1.3
Perth	2015/16	26	279	97	34.8	122	40	32.8	35	31	88.6	265	25	64	89	53	87	6	30	46	10.2	3.4	3.3
Perth	2016/17	23	173	55	31.8	102	27	39.4	27	21	77.8	158	22	67	89	38	98	0	36	38	6.9	3.9	4.3
Dandenong	2017/18	17	110	42	38.2	47	16	34.0	11	9	81.8	109	9	26	35	22	44	0	9	23	6.4	2.1	2.6
		<b>149</b>	<b>806</b>	<b>269</b>	<b>33.4</b>	<b>362</b>	<b>109</b>	<b>30.1</b>	<b>121</b>	<b>90</b>	<b>74.4</b>	<b>737</b>	<b>92</b>	<b>255</b>	<b>347</b>	<b>186</b>	<b>314</b>	<b>10</b>	<b>104</b>	<b>223</b>	<b>4.4</b>	<b>2.3</b>	<b>1.8</b>



## #7 REBECCA PIZZEZY FORWARD

**DOB** 27/01/1991      **Height** 190cm      **Nationality** Australian

**Junior Association** | Bulleen

**Player Bio** | Winning gold at the 2016 U17 World Championships and representing Australia at the 2017 U19 World Championships.

REGULAR SEASON STATS			FIELD GOALS			3 PTS			FREE THROWS				REBOUNDS				AVERAGES						
TEAM	YEAR	G	FGA	FGM	FG%	3PA	3PM	3P%	FTA	FTM	FT%	PTS	OR	DR	REB	FLS	ASS	BLK	STL	TO	PTS	REB	ASS
Dandenong	2017/18	6	4	0	0	0	0	0	2	0	0	0	0	5	5	6	0	0	0	1	0	0.8	0
		<b>6</b>	<b>4</b>	<b>0</b>	<b>0</b>	<b>0</b>	<b>0</b>	<b>0</b>	<b>2</b>	<b>0</b>	<b>0</b>	<b>0</b>	<b>0</b>	<b>5</b>	<b>5</b>	<b>6</b>	<b>0</b>	<b>0</b>	<b>0</b>	<b>1</b>	<b>0</b>	<b>0.8</b>	<b>0</b>



## #10 KIERA ROWE FORWARD

**DOB** 9/01/1991      **Height** 184cm      **Nationality** Australian

**Junior Association** | Bulleen

**Player Bio** | Winning gold at the 2016 U17 World Championships and representing Australia at the 2017 U19 World Championships

REGULAR SEASON STATS			FIELD GOALS			3 PTS			FREE THROWS				REBOUNDS				AVERAGES						
TEAM	YEAR	G	FGA	FGM	FG%	3PA	3PM	3P%	FTA	FTM	FT%	PTS	OR	DR	REB	FLS	ASS	BLK	STL	TO	PTS	REB	ASS
Dandenong	2017/18	14	33	11	33.3	9	1	11.1	6	4	66.7	27	5	12	17	16	6	2	3	11	1.9	1.2	0.4
		<b>14</b>	<b>33</b>	<b>11</b>	<b>33.3</b>	<b>9</b>	<b>1</b>	<b>11.1</b>	<b>6</b>	<b>4</b>	<b>66.7</b>	<b>27</b>	<b>5</b>	<b>12</b>	<b>17</b>	<b>16</b>	<b>6</b>	<b>2</b>	<b>3</b>	<b>11</b>	<b>1.9</b>	<b>1.2</b>	<b>0.4</b>



## #11 CARLEY MIJOVIC FORWARD

**DOB** 1/08/1994 **Height** 196cm **Nationality** Australian

**Junior Association** | Dandenong

**Player Bio** | Winning state championships | 2012 rookie of the year | 2013 bronze medal under 19 world champs | 2018, winning Romanian championship

REGULAR SEASON STATS			FIELD GOALS			3 PTS			FREE THROWS				REBOUNDS				AVERAGES						
TEAM	YEAR	G	FGA	FGM	FG%	3PA	3PM	3P%	FTA	FTM	FT%	PTS	OR	DR	REB	FLS	ASS	BLK	STL	TO	PTS	REB	ASS
AIS	2009/10	4	21	7	33.3	5	3	60.0	6	4	66.7	21	1	11	12	8	2	1	1	5	5.3	3.0	0.5
AIS	2011/12	18	182	73	40.1	25	8	32.0	22	9	40.9	163	23	71	94	51	19	7	6	37	9.1	5.2	1.1
Dandenong	2012/13	23	149	60	40.3	35	11	31.4	14	10	71.4	141	29	52	81	48	4	16	9	24	6.1	3.5	0.2
Canberra	2013/14	24	189	91	48.1	41	17	41.5	40	27	67.5	226	21	75	96	63	16	29	10	35	9.4	4.0	0.7
Adelaide	2014/15	22	155	61	39.4	58	21	36.2	10	9	90.0	152	10	68	78	46	20	12	11	35	6.9	3.5	0.9
Perth	2015/16	27	265	112	42.3	144	62	43.1	37	28	75.7	314	23	75	98	56	15	11	13	37	11.6	3.6	0.6
Perth	2016/17	27	357	135	37.8	179	64	35.8	30	26	86.7	360	26	172	198	65	33	39	20	51	13.3	7.3	1.2
Dandenong	2017/18	21	280	108	38.6	116	35	30.2	27	15	55.6	266	30	104	134	47	25	21	17	35	12.7	6.4	1.2
		<b>166</b>	<b>1598</b>	<b>647</b>	<b>40.5</b>	<b>603</b>	<b>221</b>	<b>36.7</b>	<b>186</b>	<b>128</b>	<b>68.8</b>	<b>1643</b>	<b>163</b>	<b>628</b>	<b>791</b>	<b>384</b>	<b>134</b>	<b>136</b>	<b>87</b>	<b>259</b>	<b>9.3</b>	<b>4.6</b>	<b>0.8</b>



## #12 RACHEL JARRY FORWARD

**DOB** 6/12/1991 **Height** 185cm **Nationality** Australian

**Junior Association** | Altona

**Player Bio** | 2010/11 WNBL champion (Bulleen Boomers) | 2011/12 WNBL All star 5 | 2012 Olympian (Bronze medal) | 2013 WNBA Champion (Minnesota Lynx) | 2014 World Championship (Bronze medal) | 2016 Olympian

REGULAR SEASON STATS			FIELD GOALS			3 PTS			FREE THROWS				REBOUNDS				AVERAGES						
TEAM	YEAR	G	FGA	FGM	FG%	3PA	3PM	3P%	FTA	FTM	FT%	PTS	OR	DR	REB	FLS	ASS	BLK	STL	TO	PTS	REB	ASS
AIS	2008/09	20	182	83	45.6	17	3	17.6	87	52	59.8	221	33	77	110	64	21	5	14	51	11.05	5.5	1.1
Melbourne	2009/10	24	214	93	43.5	34	10	29.4	85	56	65.9	252	59	82	141	44	42	10	8	52	10.5	5.9	1.8
Melbourne	2010/11	20	223	104	46.6	39	11	28.2	64	48	75	267	42	73	115	61	44	10	13	61	13.35	5.75	2.2
Melbourne	2011/12	24	357	145	40.6	58	18	31.0	96	64	66.7	372	70	110	180	68	64	19	22	65	15.5	7.5	2.7
Melbourne	2012/13	24	319	120	37.6	31	6	19.4	132	94	71.2	340	83	89	172	82	69	22	24	73	14.2	7.2	2.9
Melbourne	2013/14	3	25	7	28	7	3	42.9	10	7	70	24	4	20	24	9	4	0	2	9	8	8	1.3
SEQ Basketball	2015/16	25	287	116	40.4	74	35	47.3	113	89	78.8	356	44	101	145	80	65	7	24	52	14.24	5.8	2.6
UC Capitals	2017/18	11	60	21	35	12	1	8.3	33	24	72.7	67	6	20	26	27	13	2	9	12	6.1	2.4	1.2
		<b>151</b>	<b>1667</b>	<b>689</b>	<b>41.3</b>	<b>272</b>	<b>87</b>	<b>32.0</b>	<b>620</b>	<b>434</b>	<b>70</b>	<b>1899</b>	<b>341</b>	<b>572</b>	<b>913</b>	<b>435</b>	<b>322</b>	<b>75</b>	<b>116</b>	<b>375</b>	<b>11.6</b>	<b>6.0</b>	<b>2.0</b>



## #14 AMELIA TODHUNTER GUARD

**DOB** 169cm    **Height** 15/05/1995    **Nationality** Australian

**Junior Association** | Albury Cougars

**Player Bio** | Defensive player for Dandenong 2015 and 2016 seasons | 5 SEABL Championships (2010, 2011, 2012, 2015, 2016) | Defensive player for West Coast Waves 2012/13 season | WNBL championship with Bulleen 2010/11 season | U/18's National Championship with NSW Country 2005

REGULAR SEASON STATS			FIELD GOALS			3 PTS			FREE THROWS				REBOUNDS				AVERAGES							
TEAM	YEAR	G	FGA	FGM	FG%	3PA	3PM	3P%	FTA	FTM	FT%	PTS	OR	DR	REB	FLS	ASS	BLK	STL	TO	PTS	REB	ASS	
Dandenong	2007/08	12	23	7	30.4	13	5	38.5	2	2	100.0	21	3	5	8	13	2	0	1	16	1.8	0.7	0.2	
Dandenong	2008/09	22	77	21	27.3	33	8	24.2	23	13	56.5	63	12	24	36	39	18	2	14	24	2.9	1.6	0.8	
Dandenong	2009/10	3	5	3	60.0	2	2	100.0	4	3	75.0	11	1	6	7	5	3	1	0	5	3.7	2.3	1.0	
Bulleen	2010/11	20	56	20	35.7	20	5	25.0	18	9	50.0	54	6	22	28	25	28	0	5	32	2.7	1.4	1.4	
Bulleen	2011/12	11	34	9	26.5	9	2	22.2	12	8	66.7	28	5	13	18	8	6	0	7	12	2.5	1.6	0.5	
West Coast	2012/13	24	126	45	35.7	30	5	16.7	26	23	88.5	118	30	54	84	52	62	5	22	58	4.9	3.5	2.6	
Melbourne	2013/14	25	138	53	38.4	70	18	25.7	16	9	56.3	133	24	48	72	37	34	0	26	30	5.3	2.9	1.4	
Melbourne	2014/15	22	65	25	38.5	22	6	27.3	10	7	70.0	63	12	21	33	21	26	0	10	10	2.9	1.5	1.2	
Dandenong	2015/16	25	146	47	32.2	49	17	34.7	29	17	58.6	128	26	53	79	60	52	2	24	45	5.1	3.2	2.1	
Dandenong	2016/17	28	150	52	34.7	35	12	34.3	31	21	67.7	137	44	65	109	56	55	2	46	35	4.9	3.9	2	
Dandenong	2017/18	21	122	39	32.0	49	10	20.4	20	18	90	106	27	49	76	40	31	2	28	26	5.0	3.6	1.5	
			<b>213</b>	<b>942</b>	<b>321</b>	<b>34.1</b>	<b>332</b>	<b>90</b>	<b>27.1</b>	<b>191</b>	<b>130</b>	<b>68.1</b>	<b>862</b>	<b>190</b>	<b>360</b>	<b>550</b>	<b>356</b>	<b>317</b>	<b>14</b>	<b>183</b>	<b>293</b>	<b>3.8</b>	<b>2.4</b>	<b>1.3</b>



## #15 SARA BLICAVS FORWARD

**DOB** 15/02/1993    **Height** 189cm    **Nationality** Australian

**Junior Association** | Melbourne Tigers

**Player Bio** | FIBA Oceania U16 Championships Gold | WNBL Champion 2014 | FIBA Asia Cup 2017 Silver | FIBA Oceania Championship 2015 Gold

REGULAR SEASON STATS			FIELD GOALS			3 PTS			FREE THROWS				REBOUNDS				AVERAGES							
TEAM	YEAR	G	FGA	FGM	FG%	3PA	3PM	3P%	FTA	FTM	FT%	PTS	OR	DR	REB	FLS	ASS	BLK	STL	TO	PTS	REB	ASS	
AIS	2009/10	8	39	13	33.3	2	0	0.0	6	3	50.0	29	7	12	19	16	6	5	9	9	3.6	2.4	0.8	
AIS	2010/11	16	143	55	38.5	10	4	40.0	48	29	60.4	143	15	58	73	39	13	14	18	41	8.9	4.6	0.8	
AIS	2011/12	21	255	109	42.7	10	3	30.0	61	37	60.7	258	42	70	112	51	35	3	37	73	12.3	5.3	1.7	
Dandenong	2012/13	26	185	86	46.5	11	4	36.4	38	18	47.4	194	40	67	107	56	14	10	22	24	7.5	4.1	0.5	
Bendigo	2013/14	26	214	93	43.5	22	8	36.4	51	40	78.4	234	33	63	96	53	14	9	26	35	9.0	3.7	0.5	
Bendigo	2014/15	25	241	106	44.0	29	8	27.6	75	57	76.0	280	27	90	117	54	30	11	31	44	11.2	4.7	1.2	
Dandenong	2015/16	25	329	126	38.3	33	6	18.2	102	85	83.3	343	45	121	166	83	62	6	34	76	13.7	6.6	2.5	
Dandenong	2016/17	29	423	168	39.7	87	34	39	104	78	75	448	57	146	203	80	68	6	43	68	15.4	7	2.3	
Dandenong	2017/18	9	135	53	39.3	22	7	31.8	18	16	88.9	129	22	41	63	20	25	0	15	25	14.3	7	2.8	
			<b>185</b>	<b>1964</b>	<b>809</b>	<b>41.2</b>	<b>226</b>	<b>74</b>	<b>32.7</b>	<b>503</b>	<b>363</b>	<b>72.2</b>	<b>2058</b>	<b>288</b>	<b>668</b>	<b>956</b>	<b>452</b>	<b>267</b>	<b>64</b>	<b>235</b>	<b>395</b>	<b>10.7</b>	<b>5.0</b>	<b>1.5</b>





## #22 TAYLA ROBERTS CENTRE

**DOB** 16/02/1993      **Height** 190cm      **Nationality** Australian

**Junior Association** | Westside Trojans

**Player Bio** | Representing Tasmania at national championships | Making the AIS | Playing in the WNBL | WNBL Rookie of the year | Making two world championship teams and representing Australia.

REGULAR SEASON STATS			FIELD GOALS			3 PTS			FREE THROWS				REBOUNDS					AVERAGES					
TEAM	YEAR	G	FGA	FGM	FG%	3PA	3PM	3P%	FTA	FTM	FT%	PTS	OR	DR	REB	FLS	ASS	BLK	STL	TO	PTS	REB	ASS
AIS	2009/10	22	228	97	42.5	1	0	0.0	36	22	61.1	216	51	82	133	57	7	12	10	58	9.8	6.0	0.3
AIS	2010/11	22	214	87	40.7	0	0	0.0	46	26	56.5	200	48	79	127	57	16	16	2	51	9.1	5.8	0.7
Bulleen	2011/12	24	92	41	44.6	0	0	0.0	27	18	66.7	100	38	55	93	43	21	9	3	29	4.2	3.9	0.9
Sydney	2012/13	21	70	26	37.1	0	0	0.0	16	7	43.8	59	18	27	45	24	6	7	4	20	2.8	2.1	0.3
Bendigo	2014/15	14	29	11	37.9	0	0	0.0	10	6	60.0	30	9	14	23	14	1	3	0	7	2.1	1.6	0.1
Melbourne	2015/16	8	17	7	41.2	0	0	0.0	0	0	0.0	14	9	4	13	7	2	1	0	3	1.8	1.6	0.3
Adelaide	2016/17	24	206	92	44.7	5	0	0	44	24	54.5	208	52	74	126	47	27	19	7	47	8.7	5.3	1.1
Dandenong	2017/18	21	123	60	48.8	2	0	0	30	22	73.3	142	38	57	95	36	12	7	10	23	6.8	4.5	0.6
		<b>156</b>	<b>979</b>	<b>421</b>	<b>43.0</b>	<b>8</b>	<b>0</b>	<b>0</b>	<b>209</b>	<b>125</b>	<b>59.8</b>	<b>969</b>	<b>263</b>	<b>392</b>	<b>655</b>	<b>285</b>	<b>92</b>	<b>74</b>	<b>36</b>	<b>238</b>	<b>5.7</b>	<b>3.9</b>	<b>0.5</b>



## #44 BETNIJAH LANEY GUARD

**DOB** 29/10/1993      **Height** 183cm      **Nationality** USA

**Player Bio** | High School - Smyrna (Delaware) | US College - Rutgers (2011-15) | WNBA Draft: 2015 Round 2: Pick 17th to Chicago Sky | 2018 - Connecticut Suns | Perth Lynx 2015/16

REGULAR SEASON STATS			FIELD GOALS			3 PTS			FREE THROWS				REBOUNDS					AVERAGES					
TEAM	YEAR	G	FGA	FGM	FG%	3PA	3PM	3P%	FTA	FTM	FT%	PTS	OR	DR	REB	FLS	ASS	BLK	STL	TO	PTS	REB	ASS
Perth	2015/16	27	366	162	44.2	21	2	9.5	108	84	77.8	410	83	127	210	60	102	9	27	89	15.2	7.8	3.8
Bendigo	2017/18	19	237	112	47.3	26	9	34.6	65	46	70.8	279	33	62	95	38	70	3	31	62	14.7	5	3.7
		<b>46</b>	<b>603</b>	<b>274</b>	<b>45.4</b>	<b>47</b>	<b>11</b>	<b>44.1</b>	<b>173</b>	<b>130</b>	<b>75.1</b>	<b>689</b>	<b>116</b>	<b>189</b>	<b>305</b>	<b>98</b>	<b>172</b>	<b>12</b>	<b>58</b>	<b>151</b>	<b>15.0</b>	<b>6.4</b>	<b>3.8</b>



## BREE WHATMAN GUARD

**DOB** 12-Aug-94 **Height** 168cm **Nationality** Australian

**Junior Association** | Dandenong Rangers

REGULAR SEASON STATS			FIELD GOALS			3 PTS			FREE THROWS				REBOUNDS				AVERAGES						
TEAM	YEAR	G	FGA	FGM	FG%	3PA	3PM	3P%	FTA	FTM	FT%	PTS	OR	DR	REB	FLS	ASS	BLK	STL	TO	PTS	REB	ASS
Dandenong	2011/12	2	3	1	33.3	2	1	50.0	0	0	0.0	3	0	0	0	1	1	0	0	0	1.5	0.0	0.5
Dandenong	2014/15	1	0	0	0.0	0	0	0.0	0	0	0.0	0	0	0	0	0	0	0	0	0	0.0	0.0	0.0
Dandenong	2015/16	1	2	0	0.0	2	0	0.0	0	0	0.0	0	0	0	0	0	0	0	0	0	0.0	0.0	0.0
Dandenong	2016/17	3	4	2	50.0	1	0	0.0	0	0	0.0	4	2	0	2	0	0	0	0	0	1.3	0.7	0.0
		<b>7</b>	<b>9</b>	<b>3</b>	<b>83.3</b>	<b>5</b>	<b>1</b>	<b>50.0</b>	<b>0</b>	<b>0</b>	<b>0.0</b>	<b>7</b>	<b>2</b>	<b>0</b>	<b>2</b>	<b>1</b>	<b>1</b>	<b>0</b>	<b>0</b>	<b>0</b>	<b>2.8</b>	<b>0.7</b>	<b>0.5</b>

## Development Players

Taylah Giliam

Maddi Pulli

Last Tear Poa



NO.	PLAYER	HEIGHT (CM)	POSITION	DOB
1	Ash Grant	187	Forward	15/9/97
2	Josie Stockill	186	Forward	29/12/93
4	Jaz Shelley	174	Guard	13/5/00
5	Olivia Pollerd	180	Guard	1/11/02
6	Leah Santomaggio	174	Guard	29/9/00
7	Steph Talbot	188	Guard	15/6/94
8	Isobel Anstey	191	Forward/Centre	27/7/01
9	Lara Edmanson	181	Forward	23/7/01
10	Jade Melbourne	176	Guard/Forward	18/8/02
11	Jenna O'Hea	186	Guard/Forward	6/6/87
12	Chelsea D'Angelo	179	Guard	18/1/00
13	Ezi Magbegor	195	Forward/Centre	13/8/99
14	Monique Conti	167	Guard	9/12/99
15	Lindsay Allen	173	Guard	23/3/95
22	Cayla George	193	Forward/Centre	1/5/89
23	Maddie Garrick	178	Guard	1/4/92
32	Kalani Purcell	188	Forward	13/1/95
42	Sarah Boothe	195	Forward/Centre	8/7/90












## CLUB INFO

CLUB DETAILS	
CLUB NAME	Deakin Melbourne Boomers
NAMING RIGHTS SPONSOR	Deakin University
MAJOR SPONSOR	AV Jennings, Ikon, LED Media, Adairs, Civic Media
UNIFORM COLOURS	Purple, Black & White
STADIUM NAME	State Basketball Centre
STADIUM ADDRESS	291 George St, Wantirna South 3152
CAPACITY	3400

CLUB CONTACTS	
CLUB CONTACT	<b>Justin Nelson</b> 0413 453 257 justin@melbourneboomers.com.au
CLUB MEDIA OFFICER	<b>Justin Nelson</b> 0413 453 257 justin@melbourneboomers.com.au
HEAD COACH	<b>Guy Molloy</b> coach@melbourneboomers.com.au
ASSISTANT COACH/S	<b>Paul Flynn/Kennedy Kereama/Nicole Howard</b> paul@nunawadingbasketball.com.au coachingdirector@sunburybasketball.com.au nicolehoward78@gmail.com
TEAM MANAGER	<b>Kristy Moore</b> kristysteve@hotmail.com
CLUB GAME COMMISSIONER	<b>John Wood</b> 32duck@gmail.com
CLUB HEAD STATISTICIAN	<b>David Lawson</b> david_stead@hotmail.com



# 2018/19 SCHEDULE

ROUND	DATE	TIME (LOCAL)	VENUE	HOME TEAM	AWAY TEAM
 1	Sat Oct 13	7:30pm	SBC	Melbourne	Bendigo
 2	Fri Oct 19	7:30pm	GA	Melbourne	UC Capitals
2	Sun Oct 21	1:00pm	BRY	Sydney Uni	Melbourne
3	Fri Oct 26	7:00pm	AIS	UC Capitals	Melbourne
4	Sat Nov 3	3:00pm	DAN	Dandenong	Melbourne
 4	Mon Nov 5	7:30pm	SBC	Melbourne	Bendigo
 5	Thu Nov 8	7:00pm	SBC	Melbourne	Sydney Uni
5	Sun Nov 11	3:00pm	TSV	Townsville	Melbourne
6	Fri Nov 16	6:30pm	PER	Perth	Melbourne
 6	Sun Nov 18	1:00pm	SBC	Melbourne	Townsville
7	Fri Nov 23	7:00pm	NCC	UC Capitals	Melbourne
 7	Sun Nov 25	3:00pm	SBC	Melbourne	Adelaide
 8	Sat Dec 1	3:00pm	SBC	Melbourne	Townsville
 9	Sat Dec 8	3:00pm	SBC	Melbourne	Sydney Uni
 10	Sun Dec 16	3:00pm	SBC	Melbourne	Adelaide
 11	Sun Dec 23	3:00pm	SBC	Melbourne	Dandenong
12	Sat Dec 29	3:00pm	BEN	Bendigo	Melbourne
 13	Fri Jan 4	7:30pm	SBC	Melbourne	Perth
14	Thu Jan 10	6:30pm	PER	Perth	Melbourne
14	Sat Jan 12	5:00pm	TSA*	Adelaide	Melbourne
15	Sat Jan 19	6:30pm	DAN	Dandenong	Melbourne

## VENUE

AIS	AIS Arena
BEN	Bendigo Stadium
BRY	Brydens Stadium
DAN	Dandenong Stadium
 GA	Geelong Arena
NCC	National Convention Centre

## VENUE

PER	Bendat Basketball Centre
 SBC	State Basketball Centre
TSA	Titanium Security Arena
TSV	Townsville Stadium

# YEAR BY YEAR

YEAR	WINS	LOSSES	POSITION	PLAYOFFS	COACH
1984	5	13	9th	Missed Playoffs	Trevor Cook
1985	3	15	10th	Missed Playoffs	Trevor Cook
1986	5	19	12th	Missed Playoffs	Glen Bines
1987	3	17	11th	Missed Playoffs	Glen Bines
1988	5	17	10th	Missed Playoffs	Charlie Wilson
1989	16	8	4th	Lost Semi Finals	Paul Deacon
1990	17	7	5th	Lost Semi Finals	Paul Deacon
1991	11	11	6th	Missed Playoffs	Paul Deacon
1992	9	10	6th	Missed Playoffs	Paul Deacon
1993	7	11	7th	Missed Playoffs	Tammy Good
1994	5	13	8th	Missed Playoffs	Tammy Good
1995	6	12	7th	Missed Playoffs	Tammy Good
1996	14	4	3rd	Lost Semi Finals	Lori Chizik
1997	5	13	9th	Missed Playoffs	Lori Chizik
1998	3	9	7th	Missed Playoffs	Lori Chizik
1998/99	11	10	5th	Missed Playoffs	Lori Chizik
1999/00	11	10	3rd	Lost Preliminary Final	Lori Chizik
2000/01	7	14	6th	Missed Playoffs	Nathan Jones
2001/02	6	15	6th	Missed Playoffs	Nathan Jones /Cheryl Chambers
2002/03	6	15	6th	Missed Playoffs	Cheryl Chambers
2003/04	11	10	6th	Missed Playoffs	Cheryl Chambers
2004/05	16	5	2nd	Lost Preliminary Final	Cheryl Chambers
2005/06	13	8	4th	Lost Semi Finals	Cheryl Chambers
2006/07	12	9	5th	Missed Playoffs	Cheryl Chambers
2007/08	11	13	5th	Missed Playoffs	Cheryl Chambers
2008/09	17	5	2nd	Lost Grand Final	Cheryl Chambers
2009/10	21	1	1st	lost Grand Final	Tom Maher
2010/11	19	3	1st	Won Championship	Tom Maher
2011/12	15	7	2nd	Lost Grand Final	Tom Maher
2012/13	10	14	5th	Missed Playoffs	Tom Maher
2013/14	14	10	4th	Lost Semi Final	Guy Molloy
2014/15	11	11	6th	Missed Playoffs	Guy Molloy
2015/16	8	16	8th	Missed Playoffs	Guy Molloy
2016/17	5	19	7th	Missed Playoffs	Guy Molloy
2017/18	12	9	4th	Lost Grand Final	Guy Molloy

# HEAD COACH



Guy Molloy is arguably the most experienced of all current WNBL coaches, with a coaching career dating back to 1989 where he coached the Canberra Capitals for one season. Molloy returned to WNBL coaching in 1993 in charge of the WAIS Breakers, taking them to the finals in each of his four seasons there. Molloy has since built upon his wealth of coaching experience as Head Coach of the Australian Under-17 Men's team, guiding the team to a silver medal finish at the 2012 FIBA Under 17 World Championships. He also coached the Victoria Metro U18 Men's team to three consecutive titles from 2007 to 2009. Molloy also completed a stint in the NBL as coach of the Cairns Taipans from 2001 to 2005, before commencing his current role as Head Coach of the Melbourne Boomers in 2013. Most recently Malloy has also been named the New Zealand National women's team head coach.

YEAR	TEAM	REGULAR SEASON			FINALS		NOTES
		WIN	LOSS	POS	WIN	LOSS	
1989	Canberra Capitals	8	15	10th			Missed Playoffs
1993	WAIS Breakers	12	6	3rd	2	1	Lost Grand Final
1994	WAIS Breakers	12	6	4th	1	1	Lost Preliminary Final
1995	WAIS Breakers	12	6	4th		1	Lost Semi Final
1996	WAIS Breakers	11	7	4th	2	1	Lost Preliminary Final
2013/14	Melbourne	14	10	4th	0	1	Lost Semi Final
2014/15	Melbourne	11	11	6th	0	0	Missed Playoffs
2015/16	Melbourne	8	16	8th	0	0	Missed Playoffs
2016/17	Melbourne Boomers	5	19	7th	0	0	Did not qualify
2017/18	Melbourne Boomers	12	9	4th	2	1	Runners up
Totals		105	102		5	5	



## #1 ASH GRANT FORWARD

**DOB** 15/9/97    **Height** 187cm    **Nationality** Australian

**Junior Association** | Lakeside, Perth, WA

**Career Highlights** | 2015 Silver medal representing WA (U20) | 2015 SBL (State Basketball League) Lakeside Lightning MVP | 2015-2017 WNBL Perth Lynx | 2016 SBL Lakeside Lightning co-MVP | 2016 SBL Most Improved Player of the league | 2017- present Melbourne Boomers | 2018 Melbourne Boomers Most Improved Player.

REGULAR SEASON STATS			FIELD GOALS			3 PTS			FREE THROWS				REBOUNDS			AVERAGES							
TEAM	YEAR	G	FGA	FGM	FG%	3PA	3PM	3P%	FTA	FTM	FT%	PTS	OR	DR	REB	FLS	ASS	BLK	STL	TO	PTS	REB	ASS
Perth	2015/16	2	2	0	0	0	0	0	0	0	0	0	0	0	0	1	0	0	0	0	0	0	0
Perth	2016/17	18	25	9	36	6	1	16.7	4	3	75	22	7	12	19	11	3	3	2	5	1.3	1.1	0.2
Melbourne	2017/18	23	82	36	43.9	12	3	25	19	15	78.9	90	16	36	52	30	14	10	6	21	3.9	2.3	0.6
		<b>43</b>	<b>109</b>	<b>45</b>	<b>41.3</b>	<b>18</b>	<b>4</b>	<b>22.2</b>	<b>23</b>	<b>18</b>	<b>78.3</b>	<b>112</b>	<b>23</b>	<b>48</b>	<b>71</b>	<b>42</b>	<b>17</b>	<b>13</b>	<b>8</b>	<b>26</b>	<b>2.6</b>	<b>1.6</b>	<b>0.4</b>



## #2 JOSIE STOCKILL FORWARD

**DOB** 29/12/93    **Height** 186cm    **Nationality** New Zealand

**Junior Association** | Napier NZ

**Career Highlights** |



## #4 JAZ SHELLEY GUARD

**DOB** 13/5/00    **Height** 174cm    **Nationality** Australian

**Junior Association** | Moe, Gippsland

**Career Highlights** | 4 x Victoria Country representative | 1 x u20 Victoria representative | 2 x national champions | 1 x u17 Australian representative | 1 x u17 world champions | 1 x u19 Australian representative



## #6 LEAH SANTOMAGGIO GUARD

**DOB** 29/9/00    **Height** 174cm    **Nationality** Australian

**Junior Association** | Knox Raiders

**Career Highlights** | 2017 youth women championship MVP, all-star 5 and rising star | 2015 school national, gold | 2017 champions cup winner





## #7 STEPH TALBOT GUARD

**DOB** 15/6/94    **Height** 188cm    **Nationality** Australian

**Junior Association** | Adelaide

**Career Highlights** | Betty Watson Rookie of the Year. Bronze medal at the 2013 World Junior Championship. Opal at the 2015 Oceania Women's Championship and the 2016 Olympic Games. Drafted to WNBA | 2018 FIBA World Cup - Silver Medal

REGULAR SEASON STATS			FIELD GOALS			3 PTS			FREE THROWS				REBOUNDS				AVERAGES						
TEAM	YEAR	G	FGA	FGM	FG%	3PA	3PM	3P%	FTA	FTM	FT%	PTS	OR	DR	REB	FLS	ASS	BLK	STL	TO	PTS	REB	ASS
Adelaide	2011/12	4	3	1	33.3	1	1	100	0	0	0	3	0	0	0	3	3	1	0	5	0.8	0	0.8
Adelaide	2012/13	25	142	65	45.8	10	3	30	30	15	50	148	40	74	114	70	66	12	19	61	5.9	4.6	2.6
Adelaide	2013/14	15	71	28	39.4	10	1	10	27	18	66.7	75	23	45	68	28	49	3	14	26	5	4.5	3.3
Canberra	2014/15	22	256	115	44.9	44	14	31.8	57	75	78.9	293	63	106	169	61	71	9	19	69	13.3	7.7	3.2
Canberra	2015/16	24	246	95	38.6	66	17	25.8	74	58	78.4	265	43	125	168	71	65	19	30	93	11.0	7	2.7
		<b>90</b>	<b>718</b>	<b>304</b>	<b>42.3</b>	<b>131</b>	<b>36</b>	<b>27.5</b>	<b>188</b>	<b>166</b>	<b>88.3</b>	<b>784</b>	<b>169</b>	<b>350</b>	<b>519</b>	<b>233</b>	<b>254</b>	<b>44</b>	<b>82</b>	<b>254</b>	<b>7.2</b>	<b>4.8</b>	<b>2.5</b>



## #11 JENNA O'HEA GUARD/FORWARD

**DOB** 6/6/87    **Height** 186cm    **Nationality** Australian

**Junior Association** | Traralgon/Nunawading

**Career Highlights** | Bronze medal 2012 Olympics | WNBL champion 2010/11 and 2011/12 | Commonwealth games gold medal | 2018 FIBA World Cup - Silver Medal

REGULAR SEASON STATS			FIELD GOALS			3 PTS			FREE THROWS				REBOUNDS				AVERAGES						
TEAM	YEAR	G	FGA	FGM	FG%	3PA	3PM	3P%	FTA	FTM	FT%	PTS	OR	DR	REB	FLS	ASS	BLK	STL	TO	PTS	REB	ASS
AIS	2003/04	19	106	44	41.5	30	7	23.4	55	36	65.4	131	13	67	80	37	49	6	15	58	6.8	4.2	2.5
AIS	2004/05	20	181	80	44.2	49	14	28.6	58	49	84.4	223	28	57	85	52	44	5	36	63	11.1	4.2	2.2
Dandenong	2005/06	22	91	36	39.6	40	13	32.5	22	16	72.7	101	16	41	57	20	22	7	10	25	4.5	2.5	1
Dandenong	2006/07	20	292	128	43.9	66	21	31.9	113	95	84	372	35	78	113	43	32	3	24	33	18.6	5.6	1.6
Bendigo	2007/08	20	227	82	36.1	92	26	28.3	56	45	80.3	235	27	70	97	45	65	11	22	42	11.7	4.8	3.2
Melbourne	2009/10	24	243	107	44	91	32	35.2	80	65	81.2	311	35	108	143	45	111	15	26	72	12.9	5.9	4.6
Melbourne	2010/11	15	135	64	47	40	18	45	43	35	81.3	181	12	48	60	21	77	6	11	47	12	4	5.1
Dandenong	2011/12	24	321	136	42.4	90	32	35.6	103	87	84.4	391	30	102	132	59	108	12	33	72	16.2	5.5	4.5
Dandenong	2012/13	24	309	125	40.5	64	15	23.5	96	83	86.4	348	34	120	154	48	143	22	28	69	14.5	6.4	5.9
Dandenong	2013/14	24	384	177	46.1	129	53	41.1	115	89	77.3	496	18	116	134	61	104	13	22	63	20.6	5.5	4.3
Melbourne	2017/18	21	199	88	44.2	76	20	26.3	46	41	89.1	237	15	104	119	37	95	10	35	54	11.3	5.7	4.5
		<b>233</b>	<b>2488</b>	<b>1067</b>	<b>42.9</b>	<b>767</b>	<b>251</b>	<b>32.7</b>	<b>787</b>	<b>641</b>	<b>81.4</b>	<b>3026</b>	<b>263</b>	<b>911</b>	<b>1174</b>	<b>468</b>	<b>850</b>	<b>110</b>	<b>262</b>	<b>598</b>	<b>13</b>	<b>5</b>	<b>3.6</b>



## #12 CHELSEA D'ANGELO GUARD

**DOB** 18/1/00    **Height** 179cm    **Nationality** Australian

**Junior Association** | Traralgon

**Career Highlights** | Represented Victoria Country at all 4 National Junior Championships (2014-17)- Gold and Bronze Medals | Represented Victoria in 2018 U20 National Championships -Gold Medal | Represented Australia in the U17 2017 FIBA Oceania Qualifiers - Gold Medal | Big V Youth player of the Year 2016 | National Junior Classic MVP 2016 | Basketball Without Borders Asia Camp MVP | Basketball Without Borders Global Camp All-Star 5 2017

REGULAR SEASON STATS			FIELD GOALS			3 PTS			FREE THROWS				REBOUNDS			AVERAGES							
TEAM	YEAR	G	FGA	FGM	FG%	3PA	3PM	3P%	FTA	FTM	FT%	PTS	OR	DR	REB	FLS	ASS	BLK	STL	TO	PTS	REB	ASS
Melbourne	2017/18	1	1	0	0	1	0	0	0	0	0	0	0	0	0	1	0	0	0	0	0	0	0
		<b>1</b>	<b>1</b>	<b>0</b>	<b>0</b>	<b>1</b>	<b>0</b>	<b>0</b>	<b>0</b>	<b>0</b>	<b>0</b>	<b>0</b>	<b>0</b>	<b>0</b>	<b>0</b>	<b>1</b>	<b>0</b>	<b>0</b>	<b>0</b>	<b>0</b>	<b>0</b>	<b>0</b>	<b>0</b>



## #13 EZI MAGBEGOR FORWARD/CENTRE

**DOB** 13/8/99    **Height** 195cm    **Nationality** Australian

**Junior Association** | Coburg Giants

**Career Highlights** | Commonwealth Games Gold Medal 2018 | FIBA World Cup Silver Medal 2018

REGULAR SEASON STATS			FIELD GOALS			3 PTS			FREE THROWS				REBOUNDS			AVERAGES							
TEAM	YEAR	G	FGA	FGM	FG%	3PA	3PM	3P%	FTA	FTM	FT%	PTS	OR	DR	REB	FLS	ASS	BLK	STL	TO	PTS	REB	ASS
Canberra	2017/18	20	102	53	52.0	1	0	0	41	26	63.4	132	24	47	71	28	7	22	15	16	6.6	3.55	0.35
		<b>20</b>	<b>102</b>	<b>53</b>	<b>52.0</b>	<b>1</b>	<b>0</b>	<b>0</b>	<b>41</b>	<b>26</b>	<b>63.4</b>	<b>132</b>	<b>24</b>	<b>47</b>	<b>71</b>	<b>28</b>	<b>7</b>	<b>22</b>	<b>15</b>	<b>16</b>	<b>6.6</b>	<b>3.55</b>	<b>0.35</b>



## #14 MONIQUE CONTI GUARD

**DOB** 9/12/99    **Height** 167cm    **Nationality** Australian

**Junior Association** | Melbourne Tigers

**Career Highlights** | WNBL Rookie of the Year (2017) | FIBA U17 All-Tournament Team (2016) | Gold in Spain at FIBA U17 World Championships (2016)

REGULAR SEASON STATS			FIELD GOALS			3 PTS			FREE THROWS				REBOUNDS			AVERAGES							
TEAM	YEAR	G	FGA	FGM	FG%	3PA	3PM	3P%	FTA	FTM	FT%	PTS	OR	DR	REB	FLS	ASS	BLK	STL	TO	PTS	REB	ASS
Melbourne	2016/17	19	31	11	35.5	14	2	14.2	4	4	100	28	6	7	13	20	11	0	7	17	1.5	0.7	0.6
Melbourne	2017/18	26	96	29	30.2	53	12	22.6	25	20	80	90	12	31	43	47	35	2	21	35	3.5	1.7	1.3
		<b>45</b>	<b>127</b>	<b>40</b>	<b>31.5</b>	<b>67</b>	<b>14</b>	<b>20.9</b>	<b>29</b>	<b>24</b>	<b>82.8</b>	<b>118</b>	<b>18</b>	<b>38</b>	<b>56</b>	<b>67</b>	<b>46</b>	<b>2</b>	<b>28</b>	<b>52</b>	<b>2.6</b>	<b>1.2</b>	<b>1</b>



## #15 LINDSAY ALLEN GUARD

**DOB** 23/3/95    **Height** 173cm    **Nationality** American

**Junior Association** | Notre Dame, USA

**Career Highlights** | 4 year starter at the University of Notre Dame | 4-time conference (ACC) champion | Drafted by the New York Liberty of the WNBA in 2017 | spent 2 years in the WNBA, 1 in NY and 1 with the Las Vegas Aces



## #22 CAYLA GEORGE FORWARD/CENTRE

**DOB** 1/5/89    **Height** 193cm    **Nationality** Australian

**Junior Association** | Adelaide

**Career Highlights** | 2014 World Championship Bronze Medal | 2016 Rio Olympics | 3 x WNBL Champion | Betty Watson ROY | AIS Scholarship | 2018 FIBA World Cup - Silver Medal

REGULAR SEASON STATS			FIELD GOALS			3 PTS			FREE THROWS				REBOUNDS							AVERAGES			
TEAM	YEAR	G	FGA	FGM	FG%	3PA	3PM	3P%	FTA	FTM	FT%	PTS	OR	DR	REB	FLS	ASS	BLK	STL	TO	PTS	REB	ASS
AIS	2005/06	11	107	36	33.6	17	4	23.5	25	16	64	92	19	31	50	39	10	10	8	20	8.4	4.5	0.9
AIS	2006/07	21	267	110	41.2	68	24	35.3	56	34	60.7	278	45	132	177	71	43	33	19	59	13.2	8.4	2.0
AIS	2007/08	22	312	128	41.0	64	19	29.7	73	49	67.1	324	37	201	238	77	59	22	33	68	14.7	10.8	2.7
Adelaide	2008/09	24	342	145	42.4	83	28	33.7	63	53	84.1	371	69	144	213	76	37	26	28	53	15.5	8.9	1.5
Adelaide	2009/10	22	292	129	44.2	50	15	30	83	61	73.5	334	50	159	209	58	45	32	27	52	15.2	9.5	2.0
Logan	2010/11	24	297	112	37.7	56	12	21.4	57	34	59.6	270	57	163	220	70	42	28	19	51	11.3	9.2	1.8
Logan	2011/12	22	314	133	42.4	23	3	13.0	62	51	82.3	320	50	176	226	62	44	39	20	47	14.5	10.3	2
Townsville	2014/15	24	321	157	48.9	76	32	42.1	89	69	77.5	418	86	164	250	60	51	38	24	59	17.4	10.4	2.1
Townsville	2015/16	28	346	150	43.4	71	23	32.4	77	59	76.6	382	65	268	333	74	59	30	15	58	13.6	11.9	2.1
Townsville	2017/18	26	270	117	43.3	75	22	29.3	25	18	72	274	57	189	246	69	60	30	23	32	10.5	9.5	2.3
		<b>224</b>	<b>2868</b>	<b>1217</b>	<b>42.4</b>	<b>583</b>	<b>182</b>	<b>31.2</b>	<b>610</b>	<b>444</b>	<b>72.8</b>	<b>3063</b>	<b>535</b>	<b>1627</b>	<b>2162</b>	<b>656</b>	<b>450</b>	<b>288</b>	<b>216</b>	<b>499</b>	<b>13.7</b>	<b>9.7</b>	<b>2</b>



## #23 MADDIE GARRICK GUARD

**DOB** 1/4/92    **Height** 178cm    **Nationality** Australian

**Junior Association** | Shepperton/Bulleen

**Career Highlights** IAIS Scholarship 2010-12 | 2 x WNBL Champion (Bendigo Spirit) | 2015 Melbourne Boomers Club MVP | Australian Opal FIBA Asia Cup | 17/2018 WNBL Runner Up (Melbourne Boomers) | Australian 3x3 player

REGULAR SEASON STATS			FIELD GOALS			3 PTS			FREE THROWS				REBOUNDS			AVERAGES							
TEAM	YEAR	G	FGA	FGM	FG%	3PA	3PM	3P%	FTA	FTM	FT%	PTS	OR	DR	REB	FLS	ASS	BLK	STL	TO	PTS	REB	ASS
AIS	2009/10	3	14	3	21.4	1	0	0.0	0	0	0.0	6	1	8	7	5	2	1	1	8	2.0	3.0	0.7
Bendigo	2009/10	6	8	5	62.5	0	0	0.0	0	0	0.0	10	4	4	8	2	3	0	1	1	1.7	1.3	0.5
AIS	2010/11	22	167	54	32.3	21	4	19.0	24	18	75.0	130	7	48	55	42	23	4	12	53	5.9	2.5	1.0
AIS	2011/12	18	95	32	33.7	10	3	30.0	17	14	82.4	81	5	29	34	39	23	3	9	36	4.5	1.9	1.3
Bendigo	2012/13	26	84	35	41.7	10	6	60.0	14	9	64.3	85	9	35	44	24	6	1	4	19	3.3	1.7	0.2
Bendigo	2013/14	24	76	36	47.4	29	13	44.8	10	10	100.0	95	6	23	29	24	10	3	2	15	4.0	1.3	0.4
Bendigo	2014/15	23	112	40	35.7	43	16	37.2	12	7	58.3	103	5	35	40	23	10	5	7	11	4.5	1.7	0.4
Melbourne	2015/16	24	295	120	40.7	140	57	40.7	28	23	82.1	320	20	89	109	51	44	4	21	64	13.3	4.5	1.8
Melbourne	2016/17	23	298	106	35.6	139	51	36.7	33	28	84.9	291	23	72	95	29	33	3	26	48	12.7	4.1	1.4
Melbourne	2017/18	26	291	96	33.0	140	42	30	24	19	79.2	253	12	66	78	40	35	1	28	37	9.7	3	1.3
		<b>195</b>	<b>1440</b>	<b>527</b>	<b>36.6</b>	<b>533</b>	<b>192</b>	<b>36</b>	<b>162</b>	<b>128</b>	<b>79</b>	<b>1374</b>	<b>92</b>	<b>409</b>	<b>499</b>	<b>279</b>	<b>189</b>	<b>25</b>	<b>111</b>	<b>292</b>	<b>7</b>	<b>2.6</b>	<b>0.9</b>



## #32 KALANI PURCELL FORWARD

**DOB** 13/1/95    **Height** 188cm    **Nationality** Australian

**Junior Association** | South West Pirates (Brisbane)

**Career Highlights** | 2x WCC First Team (2016, 2017) | WCC Defensive Player of the Year (2017) | WCC Newcomer of the Year (2016) | 2x Silver for Australia/New Zealand at FIBA Oceania Championships (2013, 2015) | Silver for Australia in FIBA U16 Oceania Championship (2009)

REGULAR SEASON STATS			FIELD GOALS			3 PTS			FREE THROWS				REBOUNDS			AVERAGES							
TEAM	YEAR	G	FGA	FGM	FG%	3PA	3PM	3P%	FTA	FTM	FT%	PTS	OR	DR	REB	FLS	ASS	BLK	STL	TO	PTS	REB	ASS
Melbourne	2017/18	26	146	60	41.1	22	7	31.8	19	10	52.6	137	48	149	197	62	81	11	37	56	5.3	7.6	3.1
		<b>26</b>	<b>146</b>	<b>60</b>	<b>41.1</b>	<b>22</b>	<b>7</b>	<b>31.8</b>	<b>19</b>	<b>10</b>	<b>52.7</b>	<b>137</b>	<b>48</b>	<b>149</b>	<b>197</b>	<b>62</b>	<b>81</b>	<b>11</b>	<b>37</b>	<b>56</b>	<b>5.3</b>	<b>7.6</b>	<b>3.1</b>



## #42 SARAH BOOTHE FORWARD/CENTRE

**DOB** 8/7/90    **Height** 195cm    **Nationality** American

**Junior Association** | Stanford

**Career Highlights** |

## Development Players

Olivia Pollerd

Isobel Anstey

Lara Edmanson

Jade Melbourne





## PLAYER ROSTER

NO.	PLAYER	HEIGHT (CM)	POSITION	DOB
5	Lauren Mansfield	170cm	Guard	18/12/89
7	Toni Farnworth	182cm	Guard	10/5/87
10	Katie-Rae Ebzery	178cm	Guard	8/1/90
11	Maddison Allen	191cm	Centre	3/8/93
12	Kayla Steindl	187cm	Forward	19/11/89
23	Shyla Heal	167cm	Guard	19/9/01
24	Brittany McPhee	182cm	Guard	12/1/96
31	Asia Taylor	185cm	Forward	22/8/91
32	Alison Schwagmeyer	180cm	Guard/Forward	31/7/90
34	Ellie Collins	183cm	Forward/Centre	25/11/98

## CLUB INFO












CLUB DETAILS	
CLUB NAME	Perth Lynx
UNIFORM COLOURS	Red (Home and Away)
STADIUM NAME	Bendat Basketball Centre
STADIUM ADDRESS	201 Underwood Avenue, Floreat WA 6014
CAPACITY	1971

CLUB CONTACTS	
CLUB CONTACT	
CLUB MEDIA OFFICER	
HEAD COACH	<b>Andy Stewart</b> andy@perthlynx.com
ASSISTANT COACH/S	<b>Ryan Petrik</b>
TEAM MANAGER	<b>Brett Havercroft</b> brett@wildcats.com.au
STRENGTH & CONDITIONING COACH	<b>Darrell Morgan</b> darrell@perthlynx.com
CLUB GAME COMMISSIONER	<b>Pam Langshaw</b> paml@langshaw.id.au
CLUB HEAD STATISTICIAN	<b>Marcus Langshaw</b> marcus@langshaw.id.au




# 2018/19 SCHEDULE



Round	Date	Time (local)	Venue	Home Team	Away Team
 <b>1</b>	<b>Sat Oct 13</b>	<b>12:00pm</b>	<b>PER</b>	<b>Perth</b>	<b>Adelaide</b>
 <b>2</b>	<b>Sun Oct 21</b>	<b>1:00pm</b>	<b>PER</b>	<b>Perth</b>	<b>Townsville</b>
 <b>3</b>	<b>Fri Oct 26</b>	<b>6:30pm</b>	<b>PER</b>	<b>Perth</b>	<b>Bendigo</b>
3	Sun Oct 28	3:00pm	DAN	Dandenong	Perth
4	Thu Nov 1	7:00pm	BRY	Sydney Uni	Perth
<b>4</b>	<b>Sat Nov 3</b>	<b>7:00pm</b>	<b>TSV</b>	<b>Townsville</b>	<b>Perth</b>
 <b>5</b>	<b>Sat Nov 10</b>	<b>12:00pm</b>	<b>PER</b>	<b>Perth</b>	<b>UC Capitals</b>
 <b>6</b>	<b>Fri Nov 16</b>	<b>6:30pm</b>	<b>PER</b>	<b>Perth</b>	<b>Melbourne</b>
7	Sat Nov 24	5:00pm	BRY	Sydney Uni	Perth
 <b>8</b>	<b>Fri Nov 30</b>	<b>6:30pm</b>	<b>PER</b>	<b>Perth</b>	<b>UC Capitals</b>
 <b>9</b>	<b>Fri Dec 7</b>	<b>6:30pm</b>	<b>PER</b>	<b>Perth</b>	<b>Bendigo</b>
<b>9</b>	Sun Dec 9	3:00pm	DAN	Dandenong	Perth
<b>10</b>	Fri Dec 14	7:00pm	TSV	Townsville	Perth
<b>10</b>	Sun Dec 16	3:00pm	NCC	UC Capitals	Perth
 <b>11</b>	<b>Sun Dec 23</b>	<b>1:00pm</b>	<b>PER</b>	<b>Perth</b>	<b>Sydney Uni</b>
 <b>12</b>	<b>Fri Dec 28</b>	<b>6:30pm</b>	<b>PER</b>	<b>Perth</b>	<b>Dandenong</b>
12	Sun Dec 30	12:00pm	TSA*	Adelaide	Perth
<b>13</b>	Fri Jan 4	7:30pm	SBC	Melbourne	Perth
13	Sun Jan 6	2:00pm	BEN	Bendigo	Perth
 <b>14</b>	<b>Thu Jan 10</b>	<b>6:30pm</b>	<b>PER</b>	<b>Perth</b>	<b>Melbourne</b>
 <b>15</b>	<b>Sat Jan 19</b>	<b>6:30pm</b>	<b>PER</b>	<b>Perth</b>	<b>Adelaide</b>

## VENUE

<b>BEN</b>	Bendigo Stadium
<b>BRY</b>	Brydens Stadium
<b>DAN</b>	Dandenong Stadium
<b>NCC</b>	National Convention Centre
 <b>PER</b>	Bendat Basketball Centre
<b>SBC</b>	State Basketball Centre
<b>TSA</b>	Titanium Security Arena
<b>TSV</b>	Townsville Stadium



# YEAR BY YEAR



YEAR	CLUB	WINS	LOSSES	POSITION	PLAYOFFS	COACH
1988	Perth Breakers	6	16	9th	Missed Playoffs	Dave Hancock
1990	Perth Breakers	10	14	8th	Missed Playoffs	Don Sheppard
1991	Perth Breakers	15	7	3rd	Lost Preliminary Final	Don Sheppard
1992	Perth Breakers	17	3	1st	Won Championship	Tom Maher
1993	Perth Breakers	12	6	3rd	Lost Grand Final	Guy Molloy
1994	Perth Breakers	12	6	4th	Lost Preliminary Final	Guy Molloy
1995	Perth Breakers	12	6	4th	Lost Semi Final	Guy Molloy
1996	Perth Breakers	11	7	4th	Lost Preliminary Final	Guy Molloy
1997	Perth Breakers	5	13	8th	Missed Playoffs	Murray Treseder
1998	Perth Breakers	8	4	3rd	Lost Semi Final	Murray Treseder
1998/99	Perth Breakers	14	7	2nd	Lost Grand Final	Murray Treseder
1999/00	Perth Breakers	11	10	4th	Lost Semi Final	Murray Treseder
2000/01	Perth Breakers	4	17	7th	Missed Playoffs	James Crawford
2001/02	Perth Lynx	4	17	7th	Missed Playoffs	Rick Morcom
2002/03	Perth Lynx	6	15	7th	Missed Playoffs	Rick Morcom
2003/04	Perth Lynx	0	21	8th	Missed Playoffs	Murray Treseder
2004/05	Perth Lynx	1	20	8th	Missed Playoffs	Craig Friday
2005/06	Perth Lynx	4	7	7th	Missed Playoffs	Paul O'Brien
2006/07	Perth Lynx	3	18	7th	Missed Playoffs	Paul O'Brien
2007/08	Perth Lynx	5	19	10th	Missed Playoffs	Joe McKay
2008/09	Perth Lynx	4	18	9th	Missed Playoffs	Joe McKay
2009/10	Perth Lynx	2	20	9th	Missed Playoffs	Joe McKay/Vlad Alava
2010/11	West Coast Waves	8	14	8th	Missed Playoffs	David Herbert
2011/12	West Coast Waves	2	20	9th	Missed Playoffs	David Herbert
2012/13	West Coast Waves	4	20	9th	Missed Playoffs	Kennedy Kereama
2013/14	West Coast Waves	1	23	9th	Missed Playoffs	Kennedy Kereama
2014/15	West Coast Waves	4	18	8th	Missed Playoffs	Kennedy Kereama
2015/16	Perth Lynx	16	8	2nd	Lost Grand Final	Andy Stewart
2016/17	Perth Lynx	15	9	3rd	Lost preliminary Finals	Andy Stewart
2017/18	Perth Lynx	15	6	1st	Lost Semi Finals	Andy Stewart

\* Perth's record deleted in 1989 due to pilot strike

# HEAD COACH



A product of Western Australian Basketball, Andy Stewart has held head coaching positions at Athletes in Action Australia and the Lakeside Lightning in Western Australia's State Basketball League, winning four championships and five coach of the year awards at the helm of the club. Stewart also served as an Assistant Coach at NBL club Perth Wildcats, playing a part in two championship seasons in 2009/10 and 2013/14. In just two seasons as Head Coach of the Perth Lynx, Stewart has been named WNBL Coach of the year twice, leading his side to the finals and a record 14 game winning streak.

YEAR	TEAM	REGULAR SEASON			FINALS		NOTES
		WIN	LOSS	POS	WIN	LOSS	
2015/16	Perth Lynx	16	8	2nd	1	2	Lost Grand Final
2016/17	Perth Lynx	15	9	3rd	1	2	Lost Semi Finals
2017/18	Perth Lynx	15	6	1st	0	2	Lost Semi Finals
Totals		46	23		2	4	



## #5 LAUREN MANSFIELD GUARD

**DOB** 18/12/89    **Height** 170cm    **Nationality** Australian

**Junior Association** | North Adelaide

**Career Highlights** | Playing for Australia and winning Bronze medals at the World Uni Games in 2011 and 2013. Playing for the Australian Opals in the Asia Cup.



## #7 TONI FARNWORTH GUARD

**DOB** 10/5/87    **Height** 182cm    **Nationality** New Zealander

**Junior Association** | Canterbury (NZ)

**Career Highlights** | 2018 Commonwealth Games (NZ) | NZ national team 2007 - current | WNBL 200+ games



## #10 KATIE-RAE EBZERY GUARD

**DOB** 8/1/90    **Height** 178cm    **Nationality** Australian

**Junior Association** | Newcastle

**Career Highlights** | AIS 05-08 | Dandenong 08-09 | Flames 10-16/ 17-18 | Rio Olympics | 2018 FIBA World Cup - Silver Medal

REGULAR SEASON STATS			FIELD GOALS			3 PTS			FREE THROWS				REBOUNDS				AVERAGES						
TEAM	YEAR	G	FGA	FGM	FG%	3PA	3PM	3P%	FTA	FTM	FT%	PTS	OR	DR	REB	FLS	ASS	BLK	STL	TO	PTS	REB	ASS
AIS	2005/06	21	163	52	31.9	13	1	7.6	38	28	73.6	133	30	47	77	39	55	13	25	103	6.3	3.6	2.6
AIS	2006/07	20	186	68	36.5	48	13	27	17	14	82.3	163	22	44	66	47	30	5	15	69	8.1	3.3	1.5
Dandenong	2008/09	21	167	57	34.1	38	9	23.6	31	26	83.8	149	22	25	47	33	39	2	10	35	7	2.2	1.8
Sydney Uni	2010/11	21	254	106	41.7	41	11	26.8	92	80	86.9	303	43	53	96	55	48	5	19	76	14.4	4.5	2.2
Sydney Uni	2011/12	23	226	93	41.1	22	6	27.2	59	51	86.4	243	35	48	83	49	42	2	15	41	10.5	3.6	1.8
Sydney Uni	2012/13	24	292	115	39.3	49	14	28.5	95	84	88.4	328	43	51	94	45	75	10	28	54	13.6	3.9	3.1
Sydney Uni	2013/14	24	307	130	42.3	53	20	37.7	113	102	90.2	382	33	50	83	52	74	3	24	49	15.9	3.4	3
Sydney Uni	2015/16	24	329	148	44.9	81	32	39.5	112	97	86.6	425	17	60	77	60	97	4	18	61	17.7	3.2	4
Sydney Uni	2017/18	22	256	97	37.9	67	21	31.3	79	71	89.9	286	15	64	79	42	110	3	34	57	13	3.6	5
		200	2180	866	39.7	412	127	30.8	636	553	86.9	2412	260	442	702	422	570	47	188	545	10.7	3.1	2.5



## #11 MADDISON ALLEN CENTRE

**DOB** 3/8/93    **Height** 191cm    **Nationality** Australian

**Junior Association** | Port Hunter

**Career Highlights** | Played at Santa Clara University | Canberra Capitals 2016/17 | Highlight beating Stanford at the Maples Center and winning QBL in 2017

REGULAR SEASON STATS			FIELD GOALS			3 PTS			FREE THROWS				REBOUNDS				AVERAGES						
TEAM	YEAR	G	FGA	FGM	FG%	3PA	3PM	3P%	FTA	FTM	FT%	PTS	OR	DR	REB	FLS	ASS	BLK	STL	TO	PTS	REB	ASS
UC Capitals	2016/17	9	2	1	50	0	0	0	2	1	50	3	1	1	2	1	3	0	1	1	0.3	0.2	0.3
		9	2	1	50	0	0	0	2	1	50	3	1	1	2	1	3	0	1	1	0.3	0.2	0.3



## #12 KAYLA STEINDL FORWARD

**DOB** 19/11/89    **Height** 187cm    **Nationality** American

**Junior Association** | Ellensburg High School (USA)

**Career Highlights** | 2x WNBL grand finalist

REGULAR SEASON STATS			FIELD GOALS			3 PTS			FREE THROWS				REBOUNDS				AVERAGES						
TEAM	YEAR	G	FGA	FGM	FG%	3PA	3PM	3P%	FTA	FTM	FT%	PTS	OR	DR	REB	FLS	ASS	BLK	STL	TO	PTS	REB	ASS
Townsville	2012/13	27	285	127	44.6	38	12	31.6	58	44	75.9	310	47	113	160	73	25	27	21	56	11.5	5.9	0.9
Townsville	2013/14	27	221	111	50.2	18	7	38.9	38	33	86.8	262	54	74	128	69	33	16	18	49	9.7	4.7	1.2
Adelaide	2015/16	18	212	104	49.1	21	6	28.6	54	45	83.3	259	46	53	99	62	22	17	26	34	14.4	5.5	1.2
Townsville	2016/17	26	253	115	45.5	45	19	42.2	72	58	80.6	307	52	81	133	85	33	13	22	46	11.8	5.1	1.3
Perth Lynx	2017/18	23	230	99	43.0	91	29	31.9	37	33	89.2	260	37	57	94	68	21	12	24	24	11.3	4.1	0.9
		121	1201	556	46.3	213	73	34.3	259	213	82.2	1398	236	378	614	357	134	85	111	209	11.7	5.1	1.1



## #23 SHYLA HEAL GUARD

**DOB** 19/9/01    **Height** 167cm    **Nationality** Australian

**Junior Association** | AIS

**Career Highlights** | U17 worlds Bronze medallist | u17 worlds all star 5 member

REGULAR SEASON STATS			FIELD GOALS			3 PTS			FREE THROWS				REBOUNDS				AVERAGES						
TEAM	YEAR	G	FGA	FGM	FG%	3PA	3PM	3P%	FTA	FTM	FT%	PTS	OR	DR	REB	FLS	ASS	BLK	STL	TO	PTS	REB	ASS
SEQ Stars	2015/16	14	15	3	20.0	0	0	0.0	6	4	66.7	10	4	3	7	10	3	0	5	8	0.7	0.5	0.2
		14	15	3	20.0	0	0	0.0	6	4	66.7	10	4	3	7	10	3	0	5	8	0.7	0.5	0.2



## #24 BRITTANY MCPHEE GUARD

**DOB** 12/1/96    **Height** 182cm    **Nationality** American  
**Junior Association** | Mount Rainer High School (USA)  
**Career Highlights** |



## #31 ASIA TAYLOR FORWARD

**DOB** 22/8/91    **Height** 185cm    **Nationality** American  
**Junior Association** | Whetstone High School (USA)  
**Career Highlights** | WNBA

REGULAR SEASON STATS			FIELD GOALS			3 PTS			FREE THROWS				REBOUNDS								AVERAGES		
TEAM	YEAR	G	FGA	FGM	FG%	3PA	3PM	3P%	FTA	FTM	FT%	PTS	OR	DR	REB	FLS	ASS	BLK	STL	TO	PTS	REB	ASS
Sydney Uni	2016/2017	25	317	147	46.4	15	5	77.0	139	107	77.0	406	66	125	191	83	67	8	30	88	16.2	2.7	7.6
Sydney Uni	2017/18	21	331	141	42.6	26	5	19.2	139	111	79.9	398	65	96	161	55	47	4	25	56	19.0	7.6	2.3
		<b>46</b>	<b>648</b>	<b>288</b>	<b>44.4</b>	<b>41</b>	<b>10</b>	<b>24.4</b>	<b>278</b>	<b>218</b>	<b>78.4</b>	<b>804</b>	<b>131</b>	<b>221</b>	<b>352</b>	<b>138</b>	<b>114</b>	<b>12</b>	<b>55</b>	<b>144</b>	<b>17.6</b>	<b>5.1</b>	<b>5.0</b>



## #32 ALISON SCHWAGMEYER GUARD/FORWARD

**DOB** 31/7/90    **Height** 180cm    **Nationality** American  
**Junior Association** | Central High School (USA)

**Career Highlights** | Big South All-Freshman team | GLVC Player of the Year | SBL league MVP 2x | Countries played in: Germany, Romania, Spain and Australia

REGULAR SEASON STATS			FIELD GOALS			3 PTS			FREE THROWS				REBOUNDS								AVERAGES		
TEAM	YEAR	G	FGA	FGM	FG%	3PA	3PM	3P%	FTA	FTM	FT%	PTS	OR	DR	REB	FLS	ASS	BLK	STL	TO	PTS	REB	ASS
Perth Lynx	2017/18	1	13	3	23.1	4	0	0.0	6	4	66.7	10	1	0	1	1	1	0	2	2	10.0	1.0	1.0
		<b>1</b>	<b>13</b>	<b>3</b>	<b>23.1</b>	<b>4</b>	<b>0</b>	<b>0.0</b>	<b>6</b>	<b>4</b>	<b>66.7</b>	<b>10</b>	<b>1</b>	<b>0</b>	<b>1</b>	<b>1</b>	<b>1</b>	<b>0</b>	<b>2</b>	<b>2</b>	<b>10.0</b>	<b>1.0</b>	<b>1.0</b>

## Development Players

Ellie Collins



## PLAYER ROSTER

NO.	PLAYER	HEIGHT (CM)	POSITION	DOB
2	Susannah Walmsley	170	Guard	12/02/91
3	Brittany Smart	173	Guard	28/05/85
4	Tahlia Tupaea	175	Guard	1/06/97
5	Vanessa Panousis	170	Guard	23/02/95
7	Ally Wilson	180	Shooting Guard	21/03/94
10	Shanae Greaves	185	Forward	8/04/93
11	Amanda Johnson	188	Power Forward	21/04/90
12	Belinda Snell	180	Guard	10/01/81
13	Alexandra Caitlin Bunton	196	Forward/centre	13/10/93
14	Lara McSpadden	194	Centre/Forward	2/04/99
22	Madeleine O'Hehir	179	Guard	19/09/97
44	Sarah Graham	163	Guard	22/08/89

## CLUB INFO

CLUB DETAILS	
CLUB NAME	Brydens Sydney Uni Flames
MAJOR SPONSOR	Brydens Lawyers
UNIFORM COLOURS	Navy
STADIUM NAME	Brydens Stadium
STADIUM ADDRESS	Corner Codrington St and Darlington Rd Darlington NSW 2008
CAPACITY	1,000

CLUB CONTACTS	
CLUB CONTACT	<b>Karen Dalton</b> 04 1139 7530 k.dalton@sport.usyd.edu.au 02 9351 8100
CLUB MEDIA OFFICER	<b>Laura Hanlon</b> 0431 093473 l.hanlon@sport.usyd.edu.au
HEAD COACH	<b>Cheryl Chambers</b> c.chambers@sport.usyd.edu.au
ASSISTANT COACH/S	<b>Karen Dalton</b> k.dalton@sport.usyd.edu.au
TEAM MANAGER	<b>Natalie Donnelly</b> natalie@rwproperty.com.au
CLUB GAME COMMISSIONER	
CLUB HEAD STATISTICIAN	<b>Lesley Steel</b> lesleysteel@live.com.au



@SydUniFlames



@SydUniFlames



@sydneyuniflames

# 2018/19 SCHEDULE



Round	Date	Time (local)	Venue	Home Team	Away Team
1	Fri Oct 12	7:00pm	BRY	Sydney Uni	UC Capitals
2	Fri Oct 19	6:30pm	DAN	Dandenong	Sydney Uni
2	Sun Oct 21	1:00pm	BRY	Sydney Uni	Melbourne
3	Sat Oct 27	2:00pm	TSV	Townsville	Sydney Uni
4	Thu Nov 1	7:00pm	BRY	Sydney Uni	Perth
4	Sun Nov 4	2:00pm	NCC	UC Capitals	Sydney Uni
5	Thu Nov 8	7:00pm	SBC	Melbourne	Sydney Uni
5	Sun Nov 11	2:00pm	BEN	Bendigo	Sydney Uni
6	Sun Nov 18	2:30pm	QBA*	Sydney Uni	Bendigo
7	Sat Nov 24	5:00pm	BRY	Sydney Uni	Perth
8	Sat Dec 1	5:00pm	BRY	Sydney Uni	Bendigo
9	Wed Dec 5	7:00pm	BRY	Sydney Uni	Adelaide
9	Sat Dec 8	3:00pm	SBC	Melbourne	Sydney Uni
10	Fri Dec 14	7:00pm	BRY	Sydney Uni	Dandenong
11	Fri Dec 21	7:00pm	TSA	Adelaide	Sydney Uni
11	Sun Dec 23	1:00pm	PER	Perth	Sydney Uni
12	Sun Dec 30	2:00pm	BRY	Sydney Uni	Townsville
13	Fri Jan 4	4:30pm	TSA*	Adelaide	Sydney Uni
13	Sun Jan 6	3:00pm	BRY	Sydney Uni	Dandenong
14	Sun Jan 13	12:00pm	QBA*	Sydney Uni	UC Capitals
15	Sat Jan 19	7:00pm	TSV	Townsville	Sydney Uni

## VENUE

BEN	Bendigo Stadium
BRY	Brydens Stadium
DAN	Dandenong Stadium
NCC	National Convention Centre
PER	Bendat Basketball Centre
QBA	Qudos Bank Arena

## VENUE

SBC	State Basketball Centre
TSA	Titanium Security Arena
TSV	Townsville Stadium



# YEAR BY YEAR



YEAR	CLUB	WINS	LOSSES	POSITION	PLAYOFFS	COACH
1981	Bankstown Bruins	6	4	5th	Missed Playoffs	Robbie Cadee
1982	Bankstown Bruins	10	2	1st	Lost Grand Final	Robbie Cadee
1983	Bankstown Bruins	5	12	8th	Missed Playoffs	Kevin Landon
1984	Bankstown Bruins	12	6	5th	Missed Playoffs	Steve Farnham
1985	Bankstown Bruins	7	12	8th	Missed Playoffs	Alan Morris
1986	Bankstown Bruins	8	16	9th	Missed Playoffs	Rick Bywater
1987	Bankstown Bruins	8	12	8th	Missed Playoffs	Robbie Cadee
1988	Bankstown Bruins	16	6	3rd	Lost Semi Final	Robbie Cadee
1989	Sydney Bruins	14	8	5th	Missed Playoffs	Robbie Cadee
1990	Sydney Bruins	13	11	7th	Missed Playoffs	Bernie Slattery
1991	Sydney Bruins	10	12	9th	Missed Playoffs	Bernie Slattery
1992	Sydney Flames	7	13	9th	Missed Playoffs	Bernie Slattery
1993	Sydney Flames	17	1	1st	Won Championship	Carrie Graf
1994	Sydney Flames	14	4	4th	Missed Playoffs	Carrie Graf
1995	Sydney Flames	16	2	2nd	Lost Preliminary Final	Carrie Graf
1996	Sydney Flames	17	1	1st	Lost Grand Final	Carrie Graf
1997	Sydney Flames	18	0	1st	Won Championship	Bill Tomlinson
1998	Sydney Flames	10	2	1st	Lost Grand Final	Murray Wardle
1998/99	Sydney Flames	10	11	6th	Missed Playoffs	Murray Wardle
1999/00	Sydney Flames	10	11	6th	Missed Playoffs	Bill Tomlinson
2000/01	Sydney Panthers	16	5	2nd	Won Championship	Karen Dalton
2001/02	Sydney Panthers	13	8	4th	Lost Grand Final	Karen Dalton
2002/03	Sydney Flames	14	7	3rd	Lost Grand Final	Karen Dalton
2003/04	Sydney Uni Flames	13	8	2nd	Lost Grand Final	Karen Dalton
2004/05	Sydney Uni Flames	16	5	3rd	Lost Grand Final	Karen Dalton
2005/06	Sydney Uni Flames	13	8	5th	Missed Playoffs	Karen Dalton
2006/07	Sydney Uni Flames	16	5	1st	Lost Grand Final	Karen Dalton
2007/08	Sydney Uni Flames	17	7	2nd	Lost Grand Final	Karen Dalton
2008/09	Sydney Uni Flames	9	13	6th	Missed Playoffs	Karen Dalton
2009/10	Sydney Uni Flames	17	5	2nd	Lost Preliminary Final	Karen Dalton
2010/11	Sydney Uni Flames	10	12	6th	Missed Playoffs	Karen Dalton
2011/12	Sydney Uni Flames	13	9	5th	Lost Elimination Final	Karen Dalton
2012/13	Sydney Uni Flames	8	16	7th	Missed Playoffs	Karen Dalton
2013/14	Sydney Uni Flames	10	14	6th	Missed playoffs	Karen Dalton
2014/15	Sydney Uni Flames	11	11	4th	Lost Preliminary Final	Shannon Seebohm
2015/16	Sydney Uni Flames	13	11	5th	Missed Playoffs	Shannon Seebohm
2016/17	Sydney Uni Flames	18	6	1st	Won Championship	Cheryl Chambers
2017/18	Sydney Uni Flames	14	7	2nd	Lost Semi Finals	Cheryl Chambers

# HEAD COACH



Cheryl Chambers is a two-time WNBL Coach of the Year recipient, throughout her coaching career at the Bulleen Boomers (now Melbourne Boomers) from 2001 to 2009. More recently, Chambers also served as an Assistant Coach to Guy Molloy at the Melbourne Boomers, before moving to Sydney to commence a Head Coaching Role at the Flames. In her first season in Sydney, Chambers guided the Flames to the WNBL Championship, ending a 16-year drought and claiming her third Coach of the Year award in the process. Chambers' coaching experience also extends to Australian representative sides. She was the Assistant Coach of the Senior Women's Opals program between 2005 and 2007, part of the gold medal winning Commonwealth Games team in 2006. Chambers also spent three years as coach of the U19 Australian Gems, leading them to a bronze medal in 2013. Chambers returned to national team coaching with the Opals and secured a FIBA World Cup silver medal and Commonwealth Games gold medal in 2018.

YEAR	TEAM	REGULAR SEASON			FINALS		NOTES
		WIN	LOSS	POS	WIN	LOSS	
2001/02	Bulleen Boomers	4	13	6th			Missed Playoffs (Coach from 11/11/01)
2002/03	Bulleen Boomers	6	15	6th			Missed Playoffs
2003/04	Bulleen Boomers	11	10	6th			Missed Playoffs
2004/05	Bulleen Boomers	16	5	2nd	0	2	Lost Preliminary Final
2005/06	Bulleen Boomers	13	8	4th	0	1	Lost Semi Final
2006/07	Bulleen Boomers	12	9	5th			Missed Playoffs
2007/08	Bulleen Boomers	11	13	5th			Missed Playoffs
2008/09	Bulleen Boomers	17	5	2nd	1	2	Lost Grand Final
2016/17	Sydney Uni Flames	18	6	1st	4	0	Won Championship
2017/18	Sydney Uni Flames	14	7	2nd	0	2	Lost in Semi Finals
Totals		122	85		5	7	



## #2 SUSANNAH WALMSLEY GUARD

**DOB** 12/2/91    **Height** 170cm    **Nationality** Australian

**Junior Association** | Newcastle

**Career Highlights** | 2016/17 WNBL Champion | 2016 Waratah Championship Grand Final MVP

REGULAR SEASON STATS			FIELD GOALS			3 PTS			FREE THROWS				REBOUNDS				AVERAGES						
TEAM	YEAR	G	FGA	FGM	FG%	3PA	3PM	3P%	FTA	FTM	FT%	PTS	OR	DR	REB	FLS	ASS	BLK	STL	TO	PTS	REB	ASS
Sydney	2016/17	6	6	0	0	4	0	0	2	2	100	2	0	2	2	0	3	0	1	1	0.3	0.3	0.5
Sydney	2017/18	16	26	5	19.2	20	4	20	2	1	50	15	6	15	21	5	10	0	3	12	0.9	1.3	0.6
		<b>22</b>	<b>32</b>	<b>5</b>	<b>15.6</b>	<b>24</b>	<b>4</b>	<b>16.7</b>	<b>4</b>	<b>3</b>	<b>75</b>	<b>17</b>	<b>6</b>	<b>17</b>	<b>23</b>	<b>5</b>	<b>13</b>	<b>0</b>	<b>4</b>	<b>13</b>	<b>0.6</b>	<b>0.8</b>	<b>0.6</b>



## #3 BRITTANY SMART GUARD

**DOB** 28/5/85    **Height** 173cm    **Nationality** American

**Junior Association** | Cedarville University

**Career Highlights** | 2017/18 Runners up the WNBL Grand Final | 2016/17 WNBL Melbourne Boomers Most Valuable Player and the Players Player Award | 2013/14 Swedish League Champions | 2012/14 Swedish League Guard of the Year | 2009/10 Belgium's Top 5 Foreign Players | 2007 NAIA Player of the Year | 2003-07 Leads all of Ohio Colleges/Universities in Scoring with 3, 236 points.

REGULAR SEASON STATS			FIELD GOALS			3 PTS			FREE THROWS				REBOUNDS				AVERAGES						
TEAM	YEAR	G	FGA	FGM	FG%	3PA	3PM	3P%	FTA	FTM	FT%	PTS	OR	DR	REB	FLS	ASS	BLK	STL	TO	PTS	REB	ASS
Melbourne	2016/17	22	207	89	43	92	35	38	90	67	74.4	280	36	60	96	45	54	7	25	37	12.7	4.4	2.5
Melbourne	2017/18	26	217	89	41.0	104	31	29.8	27	21	77.8	230	35	56	91	52	71	4	25	42	8.8	3.5	2.7
		<b>48</b>	<b>424</b>	<b>178</b>	<b>42.0</b>	<b>196</b>	<b>66</b>	<b>33.7</b>	<b>117</b>	<b>88</b>	<b>75.2</b>	<b>510</b>	<b>71</b>	<b>116</b>	<b>187</b>	<b>97</b>	<b>125</b>	<b>11</b>	<b>50</b>	<b>79</b>	<b>10.8</b>	<b>3.95</b>	<b>2.6</b>



## #4 TAHLIA TUPAEA GUARD

**DOB** 1/6/97    **Height** 175cm    **Nationality** Australian

**Junior Association** | Penrith Panthers

**Career Highlights** | Opals China Tour 2018 | U19's Australian World Championship Bronze Medal 2013, 2015 | WNBL Championship 2016/17

REGULAR SEASON STATS			FIELD GOALS			3 PTS			FREE THROWS				REBOUNDS				AVERAGES						
TEAM	YEAR	G	FGA	FGM	FG%	3PA	3PM	3P%	FTA	FTM	FT%	PTS	OR	DR	REB	FLS	ASS	BLK	STL	TO	PTS	REB	ASS
Sydney	2012/13	10	16	5	31.3	4	1	25.0	2	2	100.0	13	2	3	5	9	8	1	1	5	1.3	0.5	0.8
Sydney	2013/14	22	37	9	24.3	11	1	9.1	12	10	83.3	29	7	22	29	18	24	1	10	11	1.3	1.3	1.1
Sydney	2014/15	21	85	35	41.2	33	12	36.4	30	26	86.7	108	7	32	39	35	39	2	24	25	5.1	1.9	1.9
Sydney	2015/16	23	236	101	42.8	64	28	43.8	87	78	89.7	308	13	53	66	56	80	2	27	52	13.4	2.9	3.5
Sydney	2016/17	15	94	44	46.8	33	13	39.4	25	23	92	124	20	37	57	25	22	3	15	17	8.3	3.8	1.5
Sydney	2017/18	1	5	1	20	1	0	0	2	1	50	3	1	0	1	0	0	0	0	3	1	0	0
		<b>92</b>	<b>473</b>	<b>195</b>	<b>41.2</b>	<b>146</b>	<b>55</b>	<b>37.7</b>	<b>158</b>	<b>140</b>	<b>88.6</b>	<b>585</b>	<b>50</b>	<b>147</b>	<b>197</b>	<b>143</b>	<b>173</b>	<b>9</b>	<b>77</b>	<b>110</b>	<b>5.4</b>	<b>1.9</b>	<b>1.4</b>



## #5 VANESSA PANOUSIS GUARD

**DOB** 23/02/1995      **Height** 170cm      **Nationality** Australian/ Greek

**Junior Association** | Sydney Comets

**Career Highlights** | Went to Virginia Tech from 2013-17 and graduated with a Bachelor of Science | Was a member of both the U17 and U19 World Championship Team finishing 5th in U17 and winning Bronze in U19 | Represented Australia at the World University Games both in 2015 and 2017 and won Gold in 2017

REGULAR SEASON STATS			FIELD GOALS			3 PTS			FREE THROWS				REBOUNDS						AVERAGES				
TEAM	YEAR	G	FGA	FGM	FG%	3PA	3PM	3P%	FTA	FTM	FT%	PTS	OR	DR	REB	FLS	ASS	BLK	STL	TO	PTS	REB	ASS
Adelaide	2017/18	21	70	23	32.9	44	14	31.8	8	6	75	66	6	11	17	18	17	1	3	18	3.1	0.8	0.8
		<b>21</b>	<b>70</b>	<b>23</b>	<b>32.9</b>	<b>44</b>	<b>14</b>	<b>31.8</b>	<b>8</b>	<b>6</b>	<b>75</b>	<b>66</b>	<b>6</b>	<b>11</b>	<b>17</b>	<b>18</b>	<b>17</b>	<b>1</b>	<b>3</b>	<b>18</b>	<b>3.1</b>	<b>0.8</b>	<b>0.8</b>



## #8 ALLY WILSON SHOOTING GUARD

**DOB** 21/3/94      **Height** 180cm      **Nationality** Australian

**Junior Association** | Eastern Mavericks, SA

**Career Highlights** | 2011- 2013 - AIS Scholarship Holder | 2013- U/19 Australian Team Bronze Medallist's at World Championships | 2013/14 - WNBL Rookie of the Year | 2014/15 - WNBL Championship with Townsville Fire | 2016 - All SEABL Team with the Launceston Tornadoes and Runner Up MVP of the league | 2016/17 - WNBL Championship with Sydney Uni Flames | 2017 - Adelaide Premier League Halls Medal, MVP of the League and All Star Five | 2017 - World University's Games Gold Medallist for Australia | 2018 - All SEABL Team with the Launceston Tornadoes

REGULAR SEASON STATS			FIELD GOALS			3 PTS			FREE THROWS				REBOUNDS						AVERAGES				
TEAM	YEAR	G	FGA	FGM	FG%	3PA	3PM	3P%	FTA	FTM	FT%	PTS	OR	DR	REB	FLS	ASS	BLK	STL	TO	PTS	REB	ASS
Adelaide	2010/11	3	0	0	0.0	0	0	0.0	2	0	0.0	0	0	1	1	0	0	0	0	1	0.0	0.3	0.0
Townsville	2013/14	27	108	41	38.0	28	6	21.4	41	27	65.9	115	20	45	65	34	17	4	5	36	4.3	2.4	0.6
Townsville	2014/15	24	97	38	39.2	25	3	12.0	27	18	66.7	97	18	47	65	13	33	4	12	24	4.0	2.7	1.4
Sydney	2015/16	24	168	77	45.8	65	22	33.8	32	25	78.1	201	18	81	99	31	38	6	15	32	8.4	4.1	1.6
Sydney	2016/17	28	292	120	41.1	152	53	34.9	35	28	80	321	24	88	112	38	64	11	23	34	11.5	4	2.3
Sydney	2017/18	23	273	103	37.7	151	52	34.4	31	21	67.7	279	21	73	94	24	66	10	19	36	12.1	4.1	2.9
		<b>129</b>	<b>938</b>	<b>379</b>	<b>40.4</b>	<b>421</b>	<b>136</b>	<b>32.3</b>	<b>168</b>	<b>119</b>	<b>70.8</b>	<b>1013</b>	<b>101</b>	<b>335</b>	<b>436</b>	<b>140</b>	<b>218</b>	<b>35</b>	<b>74</b>	<b>163</b>	<b>6.7</b>	<b>2.9</b>	<b>1.5</b>



## #10 SHANAE GREAVES FORWARD

**DOB** 8/4/93    **Height** 185cm    **Nationality** Australian

**Junior Association** | Knox Raiders, Vic

**Career Highlights** | WNBL Championship 2017 (Sydney Uni Flames) | SEABL championship 2012 (Knox Raiders) | Captain of Sydney Uni Sparks Inaugural SEABL team

REGULAR SEASON STATS			FIELD GOALS			3 PTS			FREE THROWS				REBOUNDS						AVERAGES				
TEAM	YEAR	G	FGA	FGM	FG%	3PA	3PM	3P%	FTA	FTM	FT%	PTS	OR	DR	REB	FLS	ASS	BLK	STL	TO	PTS	REB	ASS
Melbourne	2013/14	21	51	20	39.2	0	0	0.0	12	7	58.3	47	18	14	32	30	7	1	1	10	2.2	1.5	0.3
Melbourne	2014/15	22	70	27	38.6	2	0	0.0	19	7	36.8	62	29	21	50	37	8	2	2	20	2.8	2.3	0.4
Melbourne	2015/16	24	61	26	42.6	2	0	0.0	24	15	62.5	67	33	32	65	41	25	5	6	25	2.8	2.7	1.0
Sydney	2016/17	28	59	25	42.4	0	0	0	14	7	50	57	25	28	53	66	19	7	4	23	2	1.9	0.7
Sydney	2017/18	23	42	14	33.3	1	0	0	14	11	78.6	39	21	24	45	37	11	0	8	15	1.7	2.0	0.5
		<b>118</b>	<b>283</b>	<b>112</b>	<b>39.6</b>	<b>5</b>	<b>0</b>	<b>0</b>	<b>83</b>	<b>47</b>	<b>56.6</b>	<b>272</b>	<b>126</b>	<b>119</b>	<b>245</b>	<b>211</b>	<b>70</b>	<b>15</b>	<b>21</b>	<b>93</b>	<b>2.3</b>	<b>2.1</b>	<b>0.6</b>



## #11 AMANDA JOHNSON POWER FORWARD

**DOB** 21/4/90    **Height** 188cm    **Nationality** American

**Junior Association** | AAU: Just Believe Sports; AAU: Gym Rat Basketball

**Career Highlights** | University of Oregon Ducks: Pac-12 All Conference Team Selection 2011-2012 season | all-time Top 10 records for the University of Oregon | Riva Basket, Switzerland LNA League: Most Valuable Player, 2013-2014 season | Ipswich Force, 2018 QBL MVP



## #12 BELINDA SNELL GUARD

**DOB** 10/1/81    **Height** 180cm    **Nationality** Australian

**Junior Association** | Mirboo North, Vic

**Career Highlights** | 2xGold Commonwealth Games 2018 & 2006 | WNBL Championship 2017 & 2001 (Syd) 99 (AIS) | Bronze 2014 World Championships | 2013 Polish Championship (Polkowice) | Bronze 2012 London Olympics | 2011 Euroleague Championship(Salamanca,Spain) | 2011, 2010 Spanish Championship | Silver 2008 Beijing Olympics | 2008 French Championship (Bourges) | 2007 WNBA Championship (Phoenix) | Gold 2006 World Championships | Silver 2004 Athens Olympics

REGULAR SEASON STATS			FIELD GOALS			3 PTS			FREE THROWS				REBOUNDS					AVERAGES						
TEAM	YEAR	G	FGA	FGM	FG%	3PA	3PM	3P%	FTA	FTM	FT%	PTS	OR	DR	REB	FLS	ASS	BLK	STL	TO	PTS	REB	ASS	
AIS	1998	12	41	17	41.5	5	0	0.0	21	14	66.7	48	14	21	35	12	5	2	9	17	4.0	2.9	0.4	
AIS	1998/99	15	83	35	42.2	22	6	27.3	23	18	78.3	94	22	26	48	28	33	4	8	23	6.3	3.2	2.2	
AIS	1999/00	21	257	99	38.5	108	37	34.3	48	34	70.8	269	35	85	120	67	59	11	21	96	12.8	5.7	2.8	
Sydney	2000/01	24	345	139	40.3	160	61	38.1	66	55	83.3	394	74	108	182	67	67	16	26	61	16.4	7.6	2.8	
Sydney	2001/02	24	327	127	38.8	161	54	33.5	86	75	87.2	383	70	131	201	64	61	13	27	71	16.0	8.4	2.5	
Sydney	2002/03	24	353	128	36.3	189	50	26.5	90	75	83.3	381	43	132	175	75	73	16	26	75	15.9	7.3	3.0	
Sydney	2003/04	24	347	148	42.7	156	63	40.4	76	63	82.9	422	47	130	177	69	79	18	47	87	17.6	7.4	3.3	
Sydney	2004/05	24	385	166	43.1	183	71	38.8	117	98	83.8	501	49	154	203	73	90	25	50	65	20.9	8.5	3.8	
Sydney	2005/06	21	272	109	40.1	144	57	39.6	76	63	82.9	338	42	106	148	45	82	12	23	46	16.1	7.0	3.9	
Sydney	2011/12	23	367	148	40.3	162	59	36.4	93	79	84.9	434	26	117	143	51	98	24	39	72	18.9	6.2	4.3	
Bendigo	2014/15	25	288	128	44.4	147	55	37.4	54	50	92.6	362	15	84	99	44	68	12	27	55	14.5	4.0	2.7	
Bendigo	2015/16	24	334	125	37.4	177	66	37.3	48	46	95.8	362	20	110	130	68	87	13	42	64	15.1	5.4	3.6	
Sydney	2016/17	22	221	96	43.4	133	55	41.4	36	30	83.3	277	19	88	107	54	96	15	28	50	12.6	4.9	4.4	
Sydney	2017/18	22	237	100	42.2	150	58	38.7	41	33	80.5	291	17	113	130	44	115	11	33	57	13.2	5.9	5.2	
			<b>305</b>	<b>3857</b>	<b>1565</b>	<b>40.6</b>	<b>1897</b>	<b>692</b>	<b>36.5</b>	<b>875</b>	<b>733</b>	<b>83.8</b>	<b>4556</b>	<b>493</b>	<b>1405</b>	<b>1898</b>	<b>761</b>	<b>1013</b>	<b>192</b>	<b>406</b>	<b>839</b>	<b>14.3</b>	<b>6.0</b>	<b>3.2</b>



## #13 ALEXANDRA BUNTON FORWARD/CENTRE

**DOB** 13/10/1993    **Height** 196cm    **Nationality** Australian

**Junior Association** | Tuggeranong Viking's

**Career Highlights** | FIBA World Cup Silver Medal 2018

REGULAR SEASON STATS			FIELD GOALS			3 PTS			FREE THROWS				REBOUNDS					AVERAGES						
TEAM	YEAR	G	FGA	FGM	FG%	3PA	3PM	3P%	FTA	FTM	FT%	PTS	OR	DR	REB	FLS	ASS	BLK	STL	TO	PTS	REB	ASS	
AIS	2009/10	6	18	3	16.7	0	0	0	5	3	60	9	11	19	30	12	3	8	2	10	1.5	5	0.5	
AIS	2010/11	10	41	15	36.6	0	0	0	5	2	40	32	16	36	52	21	5	3	0	20	3.2	5.2	0.5	
AIS	2011/12	14	69	24	34.8	0	0	0	15	8	53.3	56	19	41	60	27	9	4	5	36	4	4.3	0.6	
Canberra	2012/13	18	55	25	45.5	0	0	0	27	15	55.6	65	25	34	59	35	3	8	4	21	3.6	3.3	0.2	
Canberra	2013/14	21	144	74	51.4	1	1	100	58	33	56.9	182	45	129	174	67	20	19	7	46	8.7	8.3	1	
Adelaide	2014/15	18	93	54	58.1	5	2	40	40	24	60	134	36	61	97	40	10	8	0	26	7.4	5.4	0.6	
Dandenong	2015/16	10	64	25	39.06	0	0	0	21	13	61.9	63	12	34	46	25	7	3	1	16	6.3	4.6	0.7	
			<b>97</b>	<b>484</b>	<b>220</b>	<b>45.5</b>	<b>6</b>	<b>3</b>	<b>50</b>	<b>171</b>	<b>98</b>	<b>57.3</b>	<b>541</b>	<b>164</b>	<b>354</b>	<b>518</b>	<b>227</b>	<b>57</b>	<b>53</b>	<b>19</b>	<b>175</b>	<b>5.0</b>	<b>5.2</b>	<b>0.6</b>



## #14 LARA MCSPADDEN CENTRE/FORWARD

**DOB** 2/4/99    **Height** 194cm    **Nationality** Australian

**Junior Association** | Newcastle Hunters, NSW

**Career Highlights** | WNBL 16/17 Championship | 2016 U17 Australian Sapphires World Championship Winners | 2016 BA Centre of Excellence AIS Scholarship holder | 2017 U19 Australian Gems World Championship 6th

REGULAR SEASON STATS			FIELD GOALS			3 PTS			FREE THROWS				REBOUNDS								AVERAGES		
TEAM	YEAR	G	FGA	FGM	FG%	3PA	3PM	3P%	FTA	FTM	FT%	PTS	OR	DR	REB	FLS	ASS	BLK	STL	TO	PTS	REB	ASS
Sydney	2016/17	5	3	2	66.7	0	0	0	2	2	100	6	1	0	1	1	0	1	0	1	1.2	0.2	0
Sydney	2017/18	4	2	1	50	0	0	0	2	2	100	4	0	3	3	0	0	0	0	0	1	0.75	0
		<b>9</b>	<b>5</b>	<b>3</b>	<b>60</b>	<b>0</b>	<b>0</b>	<b>0</b>	<b>4</b>	<b>4</b>	<b>100</b>	<b>10</b>	<b>1</b>	<b>3</b>	<b>4</b>	<b>1</b>	<b>0</b>	<b>1</b>	<b>0</b>	<b>1</b>	<b>1.1</b>	<b>0.1</b>	<b>0</b>



## #22 MADELEINE O'HEHIR GUARD

**DOB** 19/9/97    **Height** 179cm    **Nationality** Australian

**Junior Association** | Northern Suburbs Basketball Association

**Career Highlights** | Captain U20s NSW state team 16 | SEABL Sydney Uni Sparks team 17/18 | Selection as Sydney Uni Flames development player 17/18 | Selection in Sydney Uni Flames 18/19



## #44 SARAH GRAHAM GUARD

**DOB** 22/8/89    **Height** 163cm    **Nationality** Australian

**Junior Association** | Southern Districts Spartans, QLD

**Career Highlights** | WNBL Rookie of the Year 08/09 | Bronze Medal World Uni Games 09 & 11 | WNBL Finals Logan Thunder 10/11 | 2016/17 WNBL Champion

REGULAR SEASON STATS			FIELD GOALS			3 PTS			FREE THROWS				REBOUNDS								AVERAGES		
TEAM	YEAR	G	FGA	FGM	FG%	3PA	3PM	3P%	FTA	FTM	FT%	PTS	OR	DR	REB	FLS	ASS	BLK	STL	TO	PTS	REB	ASS
Dandenong	2007/08	4	6	1	16.7	3	0	0.0	2	1	50.0	3	0	1	1	0	4	0	0	4	0.8	0.3	1.0
Logan	2008/09	22	255	106	41.6	108	41	38.0	48	30	62.5	283	23	49	72	35	48	1	19	53	12.9	3.3	2.2
Logan	2009/10	18	171	71	41.5	71	29	40.8	37	29	78.4	200	10	42	52	25	27	1	10	48	11.1	2.9	1.5
Logan	2010/11	24	265	117	44.2	134	56	41.8	56	47	83.9	337	23	50	73	31	39	3	14	34	14.0	3.0	1.6
Logan	2011/12	22	205	92	44.9	97	40	41.2	25	19	76.0	243	17	42	59	29	44	0	12	47	11.0	2.7	2.0
Sydney	2012/13	10	77	35	45.5	38	18	47.4	14	12	85.7	100	2	11	13	14	12	1	3	14	10.0	1.3	1.2
Logan	2013/14	24	287	106	36.9	164	55	33.5	50	35	70.0	302	6	38	44	44	41	2	12	37	12.6	1.8	1.7
West Coast	2014/15	22	235	85	36.2	122	41	33.6	31	25	80.6	236	14	41	55	39	35	1	10	42	10.7	2.5	1.6
Sydney	2016/17	25	15	5	33.3	46	25	54.3	10	7	70	92	6	13	19	13	15	0	7	24	3.7	0.8	0.6
Sydney	2017/18	22	71	32	45.1	49	20	40.8	11	11	100	95	5	13	18	10	11	0	4	12	4.3	0.8	0.5
		<b>193</b>	<b>1587</b>	<b>650</b>	<b>41.0</b>	<b>832</b>	<b>325</b>	<b>39.1</b>	<b>284</b>	<b>216</b>	<b>76.1</b>	<b>1891</b>	<b>106</b>	<b>300</b>	<b>406</b>	<b>240</b>	<b>276</b>	<b>9</b>	<b>91</b>	<b>315</b>	<b>9.8</b>	<b>2.1</b>	<b>1.4</b>



TOWNSVILLE  
**FIRE**



## PLAYER ROSTER

NO.	PLAYER	HEIGHT (CM)	POSITION	DOB
1	Laurin Mincy	183	Shooting Guard	3/3/92
6	Mikhaela Donnelly	173	Point Guard	30/4/94
7	Stella Beck	183	Small Forward	25/9/95
8	Suzy Batkovic	194	Centre	17/12/80
9	Tess Madgen	180	Shooting Guard	12/8/90
11	Ally Malott	190	Power Forward	31/10/92
12	Alex Fowler	183	Power Forward	21/7/01
13	Casey Samuels	182	Small Forward	2/8/94
14	Darcee Garbin	188	Power Forward	24/6/94
15	Zitina Aokuso	192	Centre	23/11/98
32	Micaela Cocks	174	Point Guard	2/5/86

## CLUB INFO

CLUB DETAILS	
CLUB NAME	JCU Townsville Fire
MAJOR SPONSOR	James Cook University
UNIFORM COLOURS	Black & Orange, White, Black & Orange
STADIUM NAME	Townsville Stadium
STADIUM ADDRESS	40-48 Murray Lyons Crescent, Annandale, QLD, 4814
CAPACITY	2200

CLUB CONTACTS	
CLUB CONTACT	<b>Richard Goodbody</b> 0448 44 55 06 gm@townsvillefire.com.au (07) 4729 0091
CLUB MEDIA OFFICER	<b>Richard Goodbody</b> 0448 44 55 06 gm@townsvillefire.com.au
HEAD COACH	<b>Claudia Brassard</b> coach@townsvillefire.com.au
ASSISTANT COACH/S	<b>Mark Wrobel</b> Mark.Wrobel@townsville.qld.gov.au
TEAM MANAGER	<b>Donna Turner</b> donna@starpharmacy.com.au
CLUB GAME COMMISSIONER	<b>John Davies</b> Johndavies02@bigpond.com
CLUB HEAD STATISTICIAN	<b>John O'Farrell</b> jofar6@eq.edu.au



# 2018/19 SCHEDULE



ROUND	DATE	TIME (LOCAL)	VENUE	HOME TEAM	AWAY TEAM
1	Sun Oct 14	3:00pm	TSV	Townsville	Dandenong
2	Fri Oct 19	4:30pm	TSA*	Adelaide	Townsville
2	Sun Oct 21	1:00pm	PER	Perth	Townsville
3	Sat Oct 27	2:00pm	TSV	Townsville	Sydney Uni
4	Sat Nov 3	7:00pm	TSV	Townsville	Perth
5	Sun Nov 11	3:00pm	TSV	Townsville	Melbourne
6	Fri Nov 16	7:00pm	TSA	Adelaide	Townsville
6	Sun Nov 18	1:00pm	SBC	Melbourne	Townsville
7	Sat Nov 24	3:00pm	BEN	Bendigo	Townsville
8	Thu Nov 29	7:00pm	TSV	Townsville	Bendigo
8	Sat Dec 1	3:00pm	SBC	Melbourne	Townsville
9	Fri Dec 7	7:00pm	TSV	Townsville	Adelaide
10	Fri Dec 14	7:00pm	TSV	Townsville	Perth
11	Fri Dec 21	7:00pm	BEN	Bendigo	Townsville
11	Sun Dec 23	3:00pm	TSV	Townsville	UC Capitals
12	Fri Dec 28	7:00pm	NCC	UC Capitals	Townsville
12	Sun Dec 30	2:00pm	BRY	Sydney Uni	Townsville
13	Fri Jan 4	7:00pm	TSV	Townsville	Dandenong
14	Fri Jan 11	7:00pm	TSV	Townsville	UC Capitals
14	Sun Jan 13	3:00pm	DAN	Dandenong	Townsville
15	Sat Jan 19	7:00pm	TSV	Townsville	Sydney Uni

## VENUE

- BEN Bendigo Stadium
- BRY Brydens Stadium
- DAN Dandenong Stadium
- NCC National Convention Centre
- PER Bendat Basketball Centre
- SBC State Basketball Centre
- TSA Titanium Security Arena
- TSV Townsville Stadium

# YEAR BY YEAR



YEAR	CLUB	WINS	LOSSES	POSITION	PLAYOFFS	COACH
2001/02	Townsville Fire	3	18	8th	Missed Playoffs	David Herbert
2002/03	Townsville Fire	15	6	2nd	Lost Preliminary Final	David Herbert
2003/04	Townsville Fire	12	9	5th	Missed Playoffs	David Herbert
2004/05	Townsville Fire	7	14	6th	Missed Playoffs	David Herbert
2005/06	Townsville Fire	12	9	6th	Missed Playoffs	David Herbert
2006/07	Townsville Fire	10	11	6th	Missed Playoffs	David Herbert
2007/08	Townsville Fire	10	14	6th	Missed Playoffs	Peter Buckle
2008/09	Townsville Fire	16	6	3rd	Lost Preliminary Final	Peter Buckle
2009/10	Townsville Fire	14	8	4th	Lost Semi Final	Peter Buckle
2010/11	Townsville Fire	10	12	7th	Missed Playoffs	Peter Buckle
2011/12	Townsville Fire	13	9	4th	Lost Semi Final	Chris Lucas
2012/13	Townsville Fire	13	11	4th	Lost Grand Final	Chris Lucas
2013/14	Townsville Fire	16	8	3rd	Lost Grand Final	Chris Lucas
2014/15	Townsville Fire	17	5	1st	Champions	Chris Lucas
2015/16	Townsville Fire	17	7	1st	Champions	Chris Lucas
2016/17	Townsville Fire	14	10	4	Lost Preliminary Finals	Claudia Brassard
2017/18	Townsville Fire	14	7	3rd	Champions	Claudia Brassard

# HEAD COACH



In the 2016/17 WNBL season, Claudia Brassard became the first ex-player to lead the JCU Townsville Fire. Brassard's extraordinary playing career includes Olympic representation of her home country, Canada, in addition to serving as captain for two seasons and winning an MVP award throughout her five-year long career at Townsville, playing an integral role in the Fire's back-to-back championship wins. In her first season as Head Coach, taking over from Chris Lucas after serving as his assistant, Brassard led the JCU Townsville Fire to the finals, before going down to the Sydney Uni Flames in the Semi-Finals. In the 2017/18 season, Brassard coached the Fire to their third WNBL championship.

YEAR	TEAM	REGULAR SEASON			FINALS		NOTES
		WIN	LOSS	POS	WIN	LOSS	
2016/17	Townsville Fire	14	10	4th	0	2	Lost - Semi Finals
2017/18	Townsville Fire	14	7	3rd	2	1	Won Championship
Totals		28	17		0	2	



## #1 LAURIN MINCY SHOOTING GUARD

**DOB** 3/3/92    **Height** 183cm    **Nationality** American

**Career Highlights** | Pick No.27 WNBA Draft: 2015; NCAA Final Four: 2014, 2015; WNBL Champion: 2018.

**Junior Association** | University High School (New Jersey)

**Player Bio** | A third-round pick in the 2015 WNBA draft by New York, Laurin Mincy has enjoyed playing stops in Seattle and Israel before connecting with the JCU Townsville Fire. During her senior season at Maryland, she averaged a team-best 13.5 points per game, leading to Second-Team All-Big Ten honors. Mincy helped guide the Terrapins to consecutive Final Four appearances and a Big Ten regular season and tournament title in 2015.

REGULAR SEASON STATS			FIELD GOALS			3 PTS			FREE THROWS				REBOUNDS				AVERAGES						
TEAM	YEAR	G	FGA	FGM	FG%	3PA	3PM	3P%	FTA	FTM	FT%	PTS	OR	DR	REB	FLS	ASS	BLK	STL	TO	PTS	REB	ASS
Townsville	2017/18	26	157	71	45.2	41	15	36.6	23	21	91.3	178	16	39	55	27	52	2	17	34	6.8	2.1	2
		26	157	71	45.2	41	15	36.6	23	21	91.3	178	16	39	55	27	52	2	17	34	6.8	2.1	2



## #6 MIKHAELA DONNELLY POINT GUARD

**DOB** 30/4/94    **Height** 173cm    **Nationality** Australian

**Career Highlights** | U-19 FIBA Oceania Championships: 2012; Youth Olympic Games: 2010; WNBL Champion: 2018.

**Junior Association** | Logan Thunder (QLD)

**Player Bio** | Mikhaela Donnelly returns to the WNBL after a three-year break including the birth of her first child, Adisyn, looking to re-establish herself as one of the competition's premier point guards. A former Under-19 Australian captain, Donnelly is an instinctive playmaker, who sees the floor better than most.

REGULAR SEASON STATS			FIELD GOALS			3 PTS			FREE THROWS				REBOUNDS				AVERAGES						
TEAM	YEAR	G	FGA	FGM	FG%	3PA	3PM	3P%	FTA	FTM	FT%	PTS	OR	DR	REB	FLS	ASS	BLK	STL	TO	PTS	REB	ASS
AIS	2010/11	21	39	7	17.9	14	1	7.1	12	4	33.3	19	2	40	42	41	35	5	8	56	0.9	2	1.6
AIS	2011/12	18	93	31	33.3	33	6	18.1	12	10	83.3	78	10	42	52	37	30	3	7	48	4.3	2.8	1.6
Logan	2012/13	16	29	8	27.5	2	0	0	4	3	75	19	7	3	10	12	7	0	3	17	1.1	0.6	0.4
Logan	2013/14	22	63	25	39.6	5	1	20	13	10	76.9	61	11	18	29	30	23	3	6	34	2.7	1.3	1
Townsville	2017/18	26	80	26	32.5	17	2	11.8	27	22	81.5	76	13	37	50	34	71	3	16	47	2.9	1.9	2.73
		103	304	97	31.9	71	10	14.1	68	49	72.1	253	43	140	183	154	166	14	40	202	2.4	1.72	1.5



## #7 STELLA BECK SMALL FORWARD

**DOB** 25/9/95    **Height** 183cm    **Nationality** New Zealand

**Career Highlights** | FIBA Oceania Championships: 2015; Olympic Qualifying Series: 2016; St. Mary's Female Athlete of the Year: 2018.

**Junior Association** | Hutt Valley (NZ)



## #8 SUZY BATKOVIC CENTRE

**DOB** 17/12/80    **Height** 194cm    **Nationality** Australian

**Career Highlights** | Olympic Games: 2004 (Silver), 2008 (Silver), 2012 (Bronze); FIBA World Championships: 2002 (Bronze); Maher Medal (International Player of the Year): 2001, 2008; Drafted 22nd overall - 2003 WNBA Draft by Seattle Storm; WNBL MVP: 2012, 2013, 2014, 2016, 2017 & 2018; WNBL All-Star Five: 2010, 2012, 2013, 2014, 2016, 2017 & 2018; WNBL Champion: 2000, 2002, 2015, 2016 & 2018.

**Junior Association** | Newcastle (NSW)

**Player Bio** | JCU Townsville Fire captain Suzy Batkovic cemented her legacy as one of the WNBL's greatest ever players last season when she became the only player in history to secure five MVP trophies. With four WNBL titles to her name, Batkovic is desperate for more team success and will once again be one of the league's superstars.

REGULAR SEASON STATS			FIELD GOALS			3 PTS			FREE THROWS				REBOUNDS			AVERAGES								
TEAM	YEAR	G	FGA	FGM	FG%	3PA	3PM	3P%	FTA	FTM	FT%	PTS	OR	DR	REB	FLS	ASS	BLK	STL	TO	PTS	REB	ASS	
AIS	1996	18	48	20	41.7	0	0	0.0	10	6	60.0	46	9	17	26	7	2	7	3	9	2.6	1.4	0.1	
AIS	1997	15	49	16	32.7	2	0	0.0	14	7	50.0	39	9	29	38	9	1	4	8	10	2.6	2.5	0.1	
AIS	1998	13	57	26	45.6	0	0	0.0	6	4	66.7	56	8	19	27	13	3	9	5	9	4.3	2.1	0.2	
AIS	1998/99	19	170	89	52.4	0	0	0.0	53	34	64.2	212	47	55	102	40	15	15	10	28	11.2	5.4	0.8	
Sydney	1999/00	21	196	99	50.5	6	3	50.0	68	49	72.1	250	53	95	148	72	13	27	20	61	11.9	7.0	0.6	
Sydney	2000/01	23	360	145	40.3	33	10	30.3	90	57	63.3	357	69	119	188	61	30	21	20	51	15.5	8.2	1.3	
Townsville	2001/02	21	343	167	48.7	40	8	20.0	118	78	66.1	420	73	183	256	71	19	44	35	54	20.0	12.2	0.9	
Sydney	2009/10	20	381	185	48.6	61	18	29.5	140	103	73.6	491	37	139	176	65	36	34	38	46	24.6	8.8	1.8	
Canberra	2010/11	13	181	85	47.0	21	6	28.6	38	25	65.8	201	27	60	87	35	15	13	25	21	15.5	6.7	1.2	
Adelaide	2011/12	20	410	201	49.0	44	11	25.0	104	74	71.2	487	53	156	209	65	58	31	50	67	24.4	10.5	2.9	
Adelaide	2012/13	20	358	162	45.3	24	6	25.0	127	90	70.9	420	50	142	192	60	44	51	29	53	21.0	9.6	2.2	
Townsville	2013/14	27	476	202	42.4	71	17	23.9	157	128	81.5	549	91	256	347	82	57	47	42	69	20.3	12.9	2.1	
Townsville	2014/15	24	385	176	45.7	28	5	17.9	98	80	81.6	442	66	188	254	57	50	32	38	66	18.4	10.6	2.1	
Townsville	2015/16	28	469	236	50.3	31	7	22.6	132	102	77.3	581	66	180	246	70	72	35	29	68	20.8	8.8	2.6	
Townsville	2016/17	26	453	206	45.5	43	10	47.8	155	122	78.7	544	72	210	282	75	70	30	24	82	20.9	10.8	2.7	
Townsville	2017/18	26	469	211	44.99	22	4	18.18	124	104	83.87	530	68	205	273	66	67	28	39	79	20.38	10.5	2.57	
			<b>334</b>	<b>4805</b>	<b>2226</b>	<b>46.3</b>	<b>426</b>	<b>105</b>	<b>24.6</b>	<b>1434</b>	<b>1063</b>	<b>74.1</b>	<b>5625</b>	<b>798</b>	<b>2053</b>	<b>2851</b>	<b>848</b>	<b>552</b>	<b>428</b>	<b>415</b>	<b>773</b>	<b>15.9</b>	<b>8.0</b>	<b>1.5</b>



## #9 TESS MADGEN SHOOTING GUARD

**DOB** 12/8/90    **Height** 180cm    **Nationality** Australian

**Career Highlights** | FIBA Oceania Championships: 2011, 2013; FIBA 3X3 Women's World Championships: 2012 (Bronze); World University Games: 2011 (Bronze), 2013 (Bronze); FIBA U-19 World Cup: 2009; Four Nations Tournament: 2018; WNBL All-Star Five: 2015.

**Junior Association** | Barossa Valley (SA)

REGULAR SEASON STATS			FIELD GOALS			3 PTS			FREE THROWS				REBOUNDS						AVERAGES					
TEAM	YEAR	G	FGA	FGM	FG%	3PA	3PM	3P%	FTA	FTM	FT%	PTS	OR	DR	REB	FLS	ASS	BLK	STL	TO	PTS	REB	ASS	
AIS	2008/09	19	115	46	40	23	9	39.1	43	28	65.1	129	17	69	86	52	31	4	18	57	6.8	4.5	1.6	
AIS	2009/10	19	219	85	38.8	39	10	26.3	72	43	59.7	223	32	77	109	46	29	10	21	64	11.7	5.7	1.5	
Bendigo	2010/11	24	338	135	39.9	91	34	37.4	93	68	73.1	372	42	96	138	57	40	3	28	54	15.5	5.8	1.7	
Bendigo	2011/12	22	317	133	42	107	34	31.8	74	43	58.1	343	39	95	134	59	62	11	29	59	15.6	6.1	2.8	
Bulleen	2012/13	24	314	127	40.4	80	26	32.5	77	54	70.1	334	25	104	129	58	115	4	21	84	13.9	5.4	4.8	
Melbourne	2013/14	25	344	142	41.3	105	35	33.3	83	67	80.7	386	21	101	122	53	94	6	20	68	15.4	4.9	3.8	
Melbourne	2014/15	22	279	129	46.2	92	36	39.1	60	52	86.7	351	24	99	123	46	103	6	10	60	16	5.6	4.7	
Melbourne	2015/16	18	204	90	44.12	83	34	41.0	57	42	73.68	256	13	50	63	44	75	0	9	73	14.2	3.5	4.2	
			<b>173</b>	<b>2130</b>	<b>887</b>	<b>41.6</b>	<b>620</b>	<b>218</b>	<b>35.2</b>	<b>559</b>	<b>397</b>	<b>71.0</b>	<b>2394</b>	<b>213</b>	<b>691</b>	<b>904</b>	<b>415</b>	<b>549</b>	<b>44</b>	<b>156</b>	<b>519</b>	<b>13.6</b>	<b>5.2</b>	<b>3.1</b>



## #11 ALLY MALOTT POWER FORWARD

**DOB** 31/10/92    **Height** 190cm    **Nationality** American

**Career Highlights** | FIBA U-18 Americas Championships: 2010 (Gold); NCAA Elite Eight: 2015; Latvian Champion: 2018.

**Junior Association** | Maddison HS (Ohio)

REGULAR SEASON STATS			FIELD GOALS			3 PTS			FREE THROWS				REBOUNDS						AVERAGES					
TEAM	YEAR	G	FGA	FGM	FG%	3PA	3PM	3P%	FTA	FTM	FT%	PTS	OR	DR	REB	FLS	ASS	BLK	STL	TO	PTS	REB	ASS	
Dandenong	2016/17	28	235	113	48.1	84	30	35.7	30	22	73.3	278	28	81	109	74	38	9	14	25	9.9	3.9	1.4	
			<b>28</b>	<b>235</b>	<b>113</b>	<b>48.1</b>	<b>84</b>	<b>30</b>	<b>35.7</b>	<b>30</b>	<b>22</b>	<b>73.3</b>	<b>278</b>	<b>28</b>	<b>81</b>	<b>109</b>	<b>74</b>	<b>38</b>	<b>9</b>	<b>14</b>	<b>25</b>	<b>9.9</b>	<b>3.9</b>	<b>1.4</b>



## #12 ALEX FOWLER POWER FORWARD

**DOB** 21/7/01    **Height** 183cm    **Nationality** Australian

**Career Highlights** | FIBA U-16 Asia Cup: 2017 (Gold); FIBA U-18 3 x 3 World Cup: 2017 (Gold); FIBA U-17 World Cup: 2018.

**Junior Association** | Townsville (QLD)



## #13 CASEY SAMUELS SMALL FORWARD

**DOB** 2/8/94    **Height** 182cm    **Nationality** Australian

**Career Highlights** | FIBA U-19 World Cup: 2013 (Bronze); Youth Olympic Games: 2011.

**Junior Association** | Townsville QLD

REGULAR SEASON STATS			FIELD GOALS			3 PTS			FREE THROWS				REBOUNDS						AVERAGES				
TEAM	YEAR	G	FGA	FGM	FG%	3PA	3PM	3P%	FTA	FTM	FT%	PTS	OR	DR	REB	FLS	ASS	BLK	STL	TO	PTS	REB	ASS
AIS	2010/11	7	34	12	35.3	16	5	31.3	10	4	40.0	33	2	11	13	12	1	3	3	8	4.7	1.9	0.1
AIS	2011/12	21	150	59	39.3	57	17	29.8	50	33	66.0	168	14	48	62	69	18	7	6	74	8.0	3.0	0.9
Canberra	2012/13	10	72	26	36.1	21	6	28.6	10	5	50.0	63	5	11	16	22	10	3	2	22	6.3	1.6	1.0
Sydney Uni	2013/14	24	143	52	36.4	65	24	36.9	32	26	81.3	154	11	30	41	48	20	6	13	42	6.4	1.7	0.8
Sydney Uni	2014/15	24	165	60	36.4	93	31	33.3	30	26	86.7	183	19	55	74	46	21	14	10	31	7.6	3.1	0.9
Sydney Uni	2015/16	24	171	57	33.3	84	27	32.1	27	22	81.5	163	11	57	68	47	30	11	6	42	6.8	2.8	1.3
		<b>110</b>	<b>735</b>	<b>266</b>	<b>216.8</b>	<b>336</b>	<b>110</b>	<b>192.0</b>	<b>159</b>	<b>116</b>	<b>405.4</b>	<b>764</b>	<b>62</b>	<b>212</b>	<b>274</b>	<b>244</b>	<b>100</b>	<b>44</b>	<b>40</b>	<b>219</b>	<b>39.8</b>	<b>14.0</b>	<b>5.0</b>



## #14 DARCEE GARBIN POWER FORWARD

**DOB** 24/6/94    **Height** 188cm    **Nationality** Australian

**Career Highlights** | World University Games: 2017 (Gold); FIBA U-19 World Cup: 2013 (Bronze); Emerging Opals tour of China: 2012; Four Nations Tournament: 2018; WNBL Champion: 2016, 2018

**Junior Association** | Kalgoorlie (WA)

**Player Bio** | A championship winner with the JCU Townsville Fire, Darcee Garbin took her game to a new level over the off-season as she captained Australia to a gold medal at the World University Games. Garbin was the star of the tour, finishing the tournament ranked fourth for scoring and rebounding.

REGULAR SEASON STATS			FIELD GOALS			3 PTS			FREE THROWS				REBOUNDS						AVERAGES				
TEAM	YEAR	G	FGA	FGM	FG%	3PA	3PM	3P%	FTA	FTM	FT%	PTS	OR	DR	REB	FLS	ASS	BLK	STL	TO	PTS	REB	ASS
AIS	2011/12	20	96	34	35.4	1	0	0.0	19	8	42.1	76	18	23	41	26	9	4	7	23	3.8	2.1	0.5
West Coast	2012/13	24	156	70	44.9	3	2	66.7	31	17	54.8	159	31	47	78	31	20	13	8	37	6.6	3.3	0.8
West Coast	2013/14	24	157	64	40.8	29	8	27.6	29	22	75.9	158	22	54	76	43	20	7	9	63	6.6	3.2	0.8
West Coast	2014/15	22	159	66	41.5	30	6	20.0	69	51	73.9	190	29	49	78	34	27	10	12	39	8.6	3.5	1.2
Townsville	2015/16	28	110	55	50.0	16	5	31.3	48	31	64.6	146	39	49	88	33	22	9	7	29	5.2	3.1	0.8
Townsville	2016/17	24	152	71	46.7	29	8	27.6	58	48	82.8	198	43	69	112	35	20	10	13	33	8.3	4.7	0.8
Townsville	2017/18	26	176	93	52.84	46	16	40.43	59	45	76.27	250	56	59	115	23	30	6	16	32	9.62	4.23	1.2
		<b>168</b>	<b>1006</b>	<b>453</b>	<b>45.0</b>	<b>154</b>	<b>45</b>	<b>29.2</b>	<b>313</b>	<b>222</b>	<b>70.9</b>	<b>1177</b>	<b>238</b>	<b>350</b>	<b>588</b>	<b>225</b>	<b>148</b>	<b>59</b>	<b>72</b>	<b>256</b>	<b>7.0</b>	<b>3.4</b>	<b>0.9</b>





## #15 ZITINA AOKUSO CENTRE

**DOB** 23/11/98    **Height** 192cm    **Nationality** Australian

**Career Highlights** | FIBA U-19 World Cup: 2017; WNBL Champion: 2018.

**Junior Association** | South West Metro Pirates (QLD)

**Player Bio** | Zitina Aokuso joins the JCU Townsville Fire as one of the most exciting WNBL prospects in years. Despite being relatively new to the sport, Aokuso has been quickly fast-tracked into a number of Australian teams, with her athleticism and high ceiling tantalising national selectors.

REGULAR SEASON STATS			FIELD GOALS			3 PTS			FREE THROWS				REBOUNDS			AVERAGES							
TEAM	YEAR	G	FGA	FGM	FG%	3PA	3PM	3P%	FTA	FTM	FT%	PTS	OR	DR	REB	FLS	ASS	BLK	STL	TO	PTS	REB	ASS
Townsville	2017/18	15	41	15	36.6	1	0	0	24	11	45.8	41	9	22	31	6	5	3	0	6	2.03	2.1	0.3
		15	41	15	36.6	1	0	0	24	11	45.8	41	9	22	31	6	5	3	0	6	2.03	2.1	0.3



## #32 MICAELA COCKS POINT GUARD

**DOB** 2/5/86    **Height** 174cm    **Nationality** New Zealander

**Career Highlights** | Olympic Games: 2008; Commonwealth Games: 2006 (Silver), 2018 (Bronze); FIBA Oceania Championships: 2013, 2015; FIBA 3 x 3 Asia Cup: 2018 (Gold Medal); WNBL Champion: 2015, 2016 & 2018; WNBL Grand Final MVP: 2016.

**Junior Association** | Auckland (NZ)

**Player Bio** | Micaela Cocks etched her name into history in 2015/16 when she became the WNBL's first Rachael Sporn Medallist as the Grand Final MVP under the new best-of-three format. About to enter her seventh season with the JCU Townsville Fire, the New Zealand co-captain has been instrumental in the club's run to four consecutive Grand Final appearances including back-to-back titles.

REGULAR SEASON STATS			FIELD GOALS			3 PTS			FREE THROWS				REBOUNDS			AVERAGES							
TEAM	YEAR	G	FGA	FGM	FG%	3PA	3PM	3P%	FTA	FTM	FT%	PTS	OR	DR	REB	FLS	ASS	BLK	STL	TO	PTS	REB	ASS
Townsville	2011/12	24	235	95	40.4	56	19	33.9	48	41	85.4	250	12	35	47	48	52	0	9	44	10.4	2.0	2.2
Townsville	2012/13	27	219	83	37.9	64	27	42.2	51	41	80.4	234	8	36	44	49	47	1	2	38	8.7	1.6	1.7
Townsville	2013/14	27	265	107	40.4	96	37	38.5	45	33	73.3	284	19	70	89	61	57	1	15	42	10.5	3.3	2.1
Townsville	2014/15	24	145	67	46.2	56	29	51.8	26	20	76.9	183	13	23	36	36	36	1	5	28	7.6	1.5	1.5
Townsville	2015/16	28	229	86	37.6	93	27	29.0	68	54	79.4	253	28	47	75	53	76	3	15	53	9.0	2.7	2.7
Townsville	2016/17	26	219	81	37	130	46	35.4	27	20	74.1	228	26	44	70	57	34	0	13	41	8.8	2.7	1.3
Townsville	2017/18	26	133	54	40.6	82	30	36.6	15	12	80	150	23	28	51	28	38	1	17	17	5.76	1.96	1.46
		182	1445	573	39.7	577	215	37.3	280	221	78.9	1582	129	283	412	332	340	7	76	263	8.7	2.2	1.9



# 2018/19 WNBL MEDIA GUIDE

**SEASONAL RECAPS  
1981-2018**

# 1981

Position	Team	P	W	L	For	Agst	W/L	%
1	North Adelaide	13	10	3	832	713	77	116.69
2	St. Kilda	13	11	2	892	751	85	118.77
3	West Adelaide	13	6	7	803	848	46	94.69
4	Melbourne Telstars	13	8	5	880	786	62	111.96
5	Bankstown	10	6	4	599	571	60	104.9
6	Cyms	13	5	8	807	840	38	96.07
7	Noarlunga	13	4	9	828	957	31	86.52
8	AIS	10	2	8	581	656	20	88.57
9	Sutherland	10	2	8	523	623	20	83.95

## GRAND FINAL

St Kilda 77 d Nth Adelaide 58

## SEMI FINAL

St Kilda 80 d West Adelaide 53

North Adelaide 66 d Telstars 63

# 1981 PLAYER AVERAGES

## POINTS PER GAME

22.2	Julie Nykiel (13g) (Noarlunga)
21.0	Karen Blicavs (12g) (St. Kilda)
19.2	Karin Maar (13g) (Cyms)
18.0	Trish Cockrem (12g) (St. Kilda)
17.3	Sharon Deacon (12g) (Melbourne Telstars)
15.2	Jill Hammond (13g) (North Adelaide)
15.2	Robyn Maher (12g) (Melbourne Telstars)
14.5	Cass Pujals (13g) (West Adelaide)
12.3	Jan Smithwick (13g) (Cyms)
11.5	Ann Somers (13g) (North Adelaide)

## FIELD GOAL %

50	Julie Nykiel (13g) (Noarlunga) (109/218)
50	Robyn Maher (12g) (Melbourne Telstars) (83/1)
50	Debbie Mcleavey (13g) (West Adelaide) (58/116)
50	Karen Blicavs (12g) (St. Kilda) (104/208)
50	Karin Maar (13g) (Cyms) (97/194)
50	Jan Smithwick (13g) (Cyms) (62/124)
50	Jan Morris (13g) (Cyms) (54/108)
50	Raewyn Hampstead (13g) (Cyms) (57/114)
50	Gayle Trevena (10g) (Bankstown) (56/112)
50	Jill Hammond (13g) (North Adelaide) (71/142)

## FOULS

3.9	Julie Frenette (12g) (St. Kilda)
3.8	Leeanne Grantham (6g) (Cyms)
3.7	Paula Martin (10g) (AIS)
3.6	Cass Pujals (13g) (West Adelaide)
3.6	Jill Hammond (13g) (North Adelaide)
3.6	Wendy Laidlaw (10g) (Sutherland)
3.5	Donna Brown (10g) (AIS)
3.4	Mandy Ingersoll (9g) (Bankstown)
3.4	Robyn Maher (12g) (Melbourne Telstars)
3.4	Karen Dalton (10g) (Sutherland)

## FOUL SHOT %

76.1	Julie Nykiel (13g) (Noarlunga) (70/92)
74.7	Jill Hammond (13g) (North Adelaide) (56/75)
64.4	Karin Maar (13g) (Cyms) (56/87)

# 1981

Position	Team	P	W	L	For	Agst	W/L	%
1	North Adelaide	13	10	3	832	713	77	116.69
2	St. Kilda	13	11	2	892	751	85	118.77
3	West Adelaide	13	6	7	803	848	46	94.69
4	Melbourne Telstars	13	8	5	880	786	62	111.96
5	Bankstown	10	6	4	599	571	60	104.9
6	Cyms	13	5	8	807	840	38	96.07
7	Noarlunga	13	4	9	828	957	31	86.52
8	AIS	10	2	8	581	656	20	88.57
9	Sutherland	10	2	8	523	623	20	83.95

## GRAND FINAL

St Kilda 77 d Nth Adelaide 58

## SEMI FINAL

St Kilda 80 d West Adelaide 53

North Adelaide 66 d Telstars 63

# 1981 PLAYER AVERAGES

## POINTS PER GAME

22.2 Julie Nykiel (13g) (Noarlunga)
21.0 Karen Blicavs (12g) (St. Kilda)
19.2 Karin Maar (13g) (Cyms)
18.0 Trish Cockrem (12g) (St. Kilda)
17.3 Sharon Deacon (12g) (Melbourne Telstars)
15.2 Jill Hammond (13g) (North Adelaide)
15.2 Robyn Maher (12g) (Melbourne Telstars)
14.5 Cass Pujals (13g) (West Adelaide)
12.3 Jan Smithwick (13g) (Cyms)
11.5 Ann Somers (13g) (North Adelaide)

## FIELD GOAL %

50 Julie Nykiel (13g) (Noarlunga) (109/218)
50 Robyn Maher (12g) (Melbourne Telstars) (83/1)
50 Debbie Mcleavey (13g) (West Adelaide) (58/116)
50 Karen Blicavs (12g) (St. Kilda) (104/208)
50 Karin Maar (13g) (Cyms) (97/194)
50 Jan Smithwick (13g) (Cyms) (62/124)
50 Jan Morris (13g) (Cyms) (54/108)
50 Raewyn Hampstead (13g) (Cyms) (57/114)
50 Gayle Trevena (10g) (Bankstown) (56/112)
50 Jill Hammond (13g) (North Adelaide) (71/142)

## FOULS

3.9 Julie Frenette (12g) (St. Kilda)
3.8 Leeanne Grantham (6g) (Cyms)
3.7 Paula Martin (10g) (AIS)
3.6 Cass Pujals (13g) (West Adelaide)
3.6 Jill Hammond (13g) (North Adelaide)
3.6 Wendy Laidlaw (10g) (Sutherland)
3.5 Donna Brown (10g) (AIS)
3.4 Mandy Ingersoll (9g) (Bankstown)
3.4 Robyn Maher (12g) (Melbourne Telstars)
3.4 Karen Dalton (10g) (Sutherland)

## FOUL SHOT %

76.1 Julie Nykiel (13g) (Noarlunga) (70/92)
74.7 Jill Hammond (13g) (North Adelaide) (56/75)
64.4 Karin Maar (13g) (Cyms) (56/87)

# 1982

Position	Team	P	W	L	For	Agst	W/L	%
1	Bankstown	12	10	2	785	654	83	120.03
2	St. Kilda	15	11	4	1,024	915	73	111.91
3	Noarlunga	14	10	4	1,066	895	71	119.11
4	West Adelaide	17	10	7	1,118	1,055	59	105.97
5	Melbourne East	15	9	6	960	875	60	109.71
6	AIS	15	7	8	1,043	953	47	109.44
7	North Adelaide	14	5	9	862	902	36	95.57
8	Cyms	15	6	9	922	953	40	96.75
9	Brisbane	9	1	8	450	658	11	68.39
10	Sutherland	12	0	12	596	966	0	61.7

## GRAND FINAL

St Kilda 62 d Bankstown 56

## SEMI FINAL

St Kilda 74 d Noarlunga 64

Bankstown 71 d West Adelaide 66

# 1982 PLAYER AVERAGES

## POINTS PER GAME

24.8	Karen Blicavs (15g) (St. Kilda)
21.5	Karin Maar (15g) (Cyms)
18.4	Julie Nykiel (13g) (Noarlunga)
17.4	Robyn Maher (15g) (Melbourne East)
16.7	Jenny Cheeseman (14g) (Noarlunga)
16.1	Ann Somers (14g) (North Adelaide)
16.0	Pat Mickan (15g) (West Adelaide)
15.6	Trish Cockrem (15g) (St. Kilda)
14.7	Karen Dalton (12g) (Bankstown)
14.0	Leanne Mickan-Winter (14g) (Noarlunga)

## FIELD GOAL %

50	Heather McKinnon (17g) (West Adelaide) (36/72)
50	Cass Pujals (17g) (West Adelaide) (90/180)
50	Karen Dalton (12g) (Bankstown) (64/128)
50	Gayle Trevena (12g) (Bankstown) (47/94)
50	Kerrie Stubbs (11g) (Bankstown) (37/74)
50	Paula Martin (15g) (AIS) (45/90)
50	Sandra Morgan (14g) (AIS) (63/126)
50	Gail Henderson (9g) (Brisbane) (37/74)
50	Jan Stirling (14g) (North Adelaide) (38/76)
50	Gaylene McKay (14g) (Melbourne East) (52/104)

## FOULS

4.3	Jan Slagle (6g) (Brisbane)
3.9	Tracey Morris (15g) (St. Kilda)
3.7	Sharon Deacon (15g) (Melbourne East)
3.7	Robyn Maher (15g) (Melbourne East)
3.6	Jan Smithwick (13g) (Cyms)
3.6	Tammy Good (15g) (Cyms)
3.5	Marina Moffa (14g) (North Adelaide)
3.4	Mandy Ingersoll (12g) (Bankstown)
3.4	Julie Frenette (15g) (St. Kilda)
3.4	Paula Martin (15g) (AIS)

## FOUL SHOT %

90.0	Trish Cockrem (15g) (St. Kilda) (54/60)
84.0	Pat Mickan (15g) (West Adelaide) (68/81)
81.0	Marisa Rowe (15g) (AIS) (47/58)
81.0	Tracey Browning (15g) (AIS) (34/42)
80.6	Jenny Cheeseman (14g) (Noarlunga) (58/72)
80.3	Julie Nykiel (13g) (Noarlunga) (57/71)
78.7	Sharon Deacon (15g) (Melbourne East) (37/47)
78.6	Sandra Morgan (14g) (AIS) (33/42)
78.3	Jan Smithwick (13g) (Cyms) (36/46)
78.0	Anna Stabile (14g) (North Adelaide) (32/41)

# 1983

Position	Team	P	W	L	For	Agst	W/L	%
1	St. Kilda	17	14	3	1,193	1,006	82	118.59
2	Nunawading	17	13	4	1,127	1,021	76	110.38
3	Coburg	17	12	5	1,153	998	71	115.53
4	AIS	18	12	6	1,107	1,029	67	107.58
5	West Adelaide	17	9	8	1,141	1,127	53	101.24
6	North Adelaide	17	7	10	1,038	1,097	41	94.62
7	Brisbane	10	3	7	578	597	30	96.82
8	Bankstown	17	5	12	990	1,012	29	97.83
9	Noarlunga	17	4	13	971	1,193	24	81.39
10	Sutherland	17	3	14	966	1,184	18	81.59

## GRAND FINAL

Nunawading 70 d St Kilda 46

## SEMI FINAL

Nunawading 63 d Coburg 60

St Kilda 72 d AIS 63

## 1983 PLAYER AVERAGES

### POINTS PER GAME

22.2 Julie Nykiel (13g) (Noarlunga)
21.0 Karen Blicavs (12g) (St. Kilda)
19.2 Karin Maar (13g) (Cyms)
18.0 Trish Cockrem (12g) (St. Kilda)
17.3 Sharon Deacon (12g) (Nunawading)
15.2 Jill Hammond (13g) (North Adelaide)
15.2 Robyn Maher (12g) (Nunawading)
14.5 Cass Pujals (13g) (West Adelaide)
12.3 Jan Smithwick (13g) (Cyms)
11.5 Ann Somers (13g) (North Adelaide)

### FIELD GOAL %

50 Julie Nykiel (13g) (Noarlunga) (109/218)
50 Robyn Maher (12g) (Nunawading) (83/1)
50 Debbie Mcleavey (13g) (West Adelaide) (58/116)
50 Karen Blicavs (12g) (St. Kilda) (104/208)
50 Karin Maar (13g) (Cyms) (97/194)
50 Jan Smithwick (13g) (Cyms) (62/124)
50 Jan Morris (13g) (Cyms) (54/108)
50 Raewyn Hampstead (13g) (Cyms) (57/114)
50 Gayle Trevena (10g) (Bankstown) (56/112)
50 Jill Hammond (13g) (North Adelaide) (71/142)

### FOULS

3.9 Julie Frenette (12g) (St. Kilda)
3.8 Leeanne Grantham (6g) (Cyms)
3.7 Paula Martin (10g) (AIS)
3.6 Cass Pujals (13g) (West Adelaide)
3.6 Jill Hammond (13g) (North Adelaide)
3.6 Wendy Laidlaw (10g) (Sutherland)
3.5 Donna Brown (10g) (AIS)
3.4 Mandy Ingersoll (9g) (Bankstown)
3.4 Robyn Maher (12g) (Nunawading)
3.4 Karen Dalton (10g) (Sutherland)

### FOUL SHOT %

76.1 Julie Nykiel (13g) (Noarlunga) (70/92)
74.7 Jill Hammond (13g) (North Adelaide) (56/75)
64.4 Karin Maar (13g) (Cyms) (56/87)

# 1984

Position	Team	P	W	L	For	Agst	W/L	%
1	West Adelaide	18	14	4	1,234	1,140	78	108.25
2	Nunawading	17	13	4	1,149	997	76	115.25
3	Noarlunga	18	12	6	1,354	1,217	67	111.26
4	North Adelaide	18	12	6	1,179	1,110	67	106.22
5	Bankstown	18	12	6	1,014	981	67	103.36
6	Coburg	17	11	6	1,159	1,051	65	110.28
7	Brisbane	10	5	5	604	537	50	112.48
8	AIS	18	5	13	1,080	1,152	28	93.75
9	Bulleen Melbourne	18	5	13	1,094	1,236	28	88.51
10	St. Kilda	18	3	15	961	1,205	17	79.75
11	Sutherland	18	2	16	1,079	1,281	11	84.23

## GRAND FINAL

Nunawading 78 d West Adelaide 65

## SEMI FINAL

Nunawading 75 d Noarlunga 48

West Adelaide 62 d North Adelaide 60

## 1984 PLAYER AVERAGES

### POINTS PER GAME

27.3 Julie Nykiel (8g) (Noarlunga)
23.4 Robyn Maher (10g) (Nunawading)
20.0 Samantha Thornton (18g) (Bulleen Melb)
19.5 Karen Dalton (13g) (Bankstown)
17.2 Marina Moffa (14g) (North Adelaide)
17.0 Donna Brown (12g) (Noarlunga)
16.9 Karin Maar (17g) (Coburg)
15.3 Karen Blicavs (15g) (Nunawading)
14.9 Pat Mickan (13g) (West Adelaide)
14.5 Bronwyn Marshall (6g) (Brisbane)

### FIELD GOAL %

68.3 Leanne Mickan-Winter (18g) (Noarlunga) (56/82)
67.8 Sandra Morgan (18g) (Noarlunga) (61/90)
64.8 Debbie Mcleavey (18g) (West Adelaide) (57/88)
63.5 Gail Henderson (10g) (Brisbane) (47/74)
61.5 Carolyn Pangrazio (18g) (West Adelaide) (48/78)
60.1 Cass Pujals (18g) (West Adelaide) (83/138)
59.2 Susan Bruce (18g) (Noarlunga) (84/142)
56.9 Sue Pickering (17g) (Coburg) (41/72)
55.9 Sandra Gray (14g) (St. Kilda) (38/68)
55.8 Sandra Prettejohn (18g) (Noarlunga) (96/172)

### FOULS

4.3 Lynda Palmer (17g) (Nunawading)
4.1 Marina Moffa (14g) (North Adelaide)
4.1 Susan Bruce (18g) (Noarlunga)
4 Tracey Morris (18g) (St. Kilda)
3.7 Leeanne Grantham (7g) (Brisbane)
3.5 Gail Henderson (10g) (Brisbane)
3.5 Robyn Maher (10g) (Nunawading)
3.4 Kathryn Cummings (18g) (AIS)
3.4 Sandra Gray (14g) (St. Kilda)
3.4 Paula Martin (17g) (Coburg)

### FOUL SHOT %

93.2 Jenny Cheeseman (8g) (AIS) (41/44)
91.2 Leeanne Grantham (7g) (Brisbane) (31)
87.5 Gayle Trevena (18g) (Bankstown) (35/40)
87.4 Janet Williams (18g) (Sutherland) (76/87)
87.2 Paula Martin (17g) (Coburg) (34/39)
87.0 Debbie McLeavey (18g) (West Adelaide) (40/46)
86.8 Heather Mckinnon (18g) (West Adelaide) (33/3)
86.7 Sandra Prettejohn (18g) (Noarlunga) (26/30)
86.7 Carolyn Pangrazio (18g) (West Adelaide) (26/30)
86.6 Debbie Lee (18g) (Bankstown) (58/67)

# 1985

Position	Team	P	W	L	For	Agst	W/L	%
1	North Adelaide	18	15	3	1,254	969	83	129.41
2	Nunawading	18	14	4	1,322	1,091	78	121.17
3	Noarlunga	18	13	5	1,403	1,146	72	122.43
4	Coburg	18	13	5	1,136	1,070	72	106.17
5	Brisbane	12	7	5	678	680	58	99.71
6	West Adelaide	18	10	8	1,176	1,089	56	107.99
7	St. Kilda	18	9	9	1,131	1,151	50	98.26
8	Bankstown	19	7	12	1,194	1,227	37	97.31
9	AIS	18	3	15	1,173	1,414	17	82.96
10	Bulleen Melbourne	18	3	15	1,031	1,362	17	75.7
11	Sutherland	19	3	16	1,094	1,393	16	78.54

## GRAND FINAL

Coburg 73 d Noarlunga 71

## SEMI FINAL

Coburg 56 d North Adelaide 52

Noarlunga 64 d Nunawading 54

## 1985 PLAYER AVERAGES

### POINTS PER GAME

21.3 Julie Nykiel (13g) (Noarlunga)
20.2 Karen Dalton (19g) (Bankstown)
19.2 Kathy Foster (18g) (North Adelaide)
18.9 Donna Brown (18g) (Noarlunga)
18.8 Bronwyn Marshall (11g) (Brisbane)
18.5 Robyn Maher (18g) (Nunawading)
17.3 Dana Fish (19g) (Sutherland)
16.1 Pat Mickan (18g) (West Adelaide)
15.1 Maree White (17g) (Bankstown)
13.5 Samantha Thornton (13g) (Bulleen Melb)

### FIELD GOAL %

50 Sandra Prettejohn (18g) (Noarlunga) (79/158)
50 Pat Mickan (18g) (West Adelaide) (114/228)
50 Sandra Gray (18g) (St. Kilda) (58/116)
50 Gayle Trevena (18g) (Bankstown) (52/104)
50 Jan Smithwick (17g) (Coburg) (59/118)
50 Karen Lee (17g) (Bulleen Melb) (33/66)
50 Kathryn Cummings (15g) (AIS) (49/98)
50 Kathy Foster (18g) (North Adelaide) (145/290)
50 Laura Giarretto (14g) (North Adelaide) (37/74)
50 Jo Gilbertson (18g) (North Adelaide) (80/160)

### FOULS

4.3 Lynda Palmer (18g) (Nunawading)
4.1 Marina Moffa (18g) (North Adelaide)
3.8 Tracy Scrutton (18g) (West Adelaide)
3.8 Shelley Sandie (16g) (Nunawading)
3.8 Tracey Febey (18g) (AIS)
3.7 Julie Frenette (18g) (St. Kilda)
3.7 Sandra Gray (18g) (St. Kilda)
3.7 Gail Henderson (12g) (Brisbane)
3.7 Robyn Maher (18g) (Nunawading)
3.6 Laretta Claus (17g) (Bankstown)

### FOUL SHOT %

84.4 Tracey Browning (18g) (Coburg) (27/32)
83.3 Tracey Morris (18g) (St. Kilda) (45/54)
83.1 Bronwyn Marshall (11g) (Brisbane) (49/59)
79.8 Dana Fish (19g) (Sutherland) (91/114)
79.0 Tina Christie (18g) (Sutherland) (64/81)
77.5 Zorica Mijovic (18g) (St. Kilda) (31/40)
77.5 Vicki Daldy (18g) (North Adelaide) (31/40)
77.2 Lisa Logue (16g) (AIS) (44/57)
76.9 Donna Brown (18g) (Noarlunga) (50/65)
76.5 Maree White (17g) (Bankstown) (39/51)



# 1986

Position	Team	P	W	L	For	Agst	W/L	%
1	Nunawading	24	20	4	1,648	1,356	83	121.53
2	Brisbane	24	18	6	1,728	1,451	75	119.09
3	AIS	24	18	6	1,732	1,465	75	118.23
4	Coburg	24	17	7	1,670	1,501	71	111.26
5	North Adelaide	24	16	8	1,620	1,449	67	111.8
6	Canberra	24	16	8	1,549	1,407	67	110.09
7	West Adelaide	24	14	10	1,647	1,616	58	101.92
8	Noarlunga	24	11	13	1,699	1,552	46	109.47
9	Bankstown	24	8	16	1,493	1,588	33	94.02
10	Tassie	24	8	16	1,502	1,679	33	89.46
11	Geelong	24	5	19	1,534	1,851	21	82.87
12	Bulleen Melbourne	24	5	19	1,362	1,681	21	81.02
13	Sutherland	24	0	24	1,295	1,883	0	68.77

## GRAND FINAL

Nunawading 62 d AIS 51

## SEMI FINAL

AIS 64 d Brisbane 61

Nunawading 65 d Coburg 57

## 1986 PLAYER AVERAGES

### POINTS PER GAME

20.6 Karin Maar (24g) (Coburg)
19.8 Kathy Foster (24g) (Tassie)
19.1 Julie Nykiel (23g) (Noarlunga)
18.0 Samantha Thornton (24g) (Bulleen Melb)
17.8 Bronwyn Marshall (23g) (Brisbane)
16.6 Dana Fish (24g) (Sutherland)
16.5 Robyn Maher (24g) (Nunawading)
16.2 Donna Brown (23g) (Noarlunga)
16.0 Karen Dalton (24g) (Bankstown)
15.2 Pat Mickan (23g) (North Adelaide)

### FIELD GOAL %

50 Susan Bruce (15g) (Noarlunga) (67/134)
50 Chris Saunders (24g) (Coburg) (101/202)
50 Julie Grace (23g) (Bulleen Melb) (106/212)
50 Anne RoBilliard (22g) (AIS) (108/216)
50 Jo Metcalfe (22g) (AIS) (69/138)
50 Jinn Howard (24g) (Brisbane) (70/140)
50 Jenny Cheeseman (24g) (Canberra) (124/248)
50 Jan Stirling (24g) (North Adelaide) (73/146)
50 Tracey Browning (23g) (Nunawading) (69/138)
50 Gaylene Mckay (24g) (Nunawading) (100/200)

### FOULS

3.9 Heather Mckinnon (24g) (West Adelaide)
3.8 Kathryn Cummings (24g) (Canberra)
3.8 Marina Moffa (24g) (North Adelaide)
3.8 Lynda Palmer (20g) (Nunawading)
3.8 Tracy Scrutton (24g) (West Adelaide)
3.7 Michele Timms (24g) (Nunawading)
3.6 Robyn Maher (24g) (Nunawading)
3.5 Julie Grace (23g) (Bulleen Melb)
3.5 Bernie Monda (21g) (Bulleen Melb)
3.4 Pat Mickan (23g) (North Adelaide)

### FOUL SHOT %

83.6 Sandy Brondello (24g) (AIS) (46/55)
81.5 Kaye Lee Jennette (22g) (West Adelaide) (53/65)
80.8 Shelley Sandie (23g) (Melbourne East) (84/104)
80.6 Leeanne Grantham (16g) (Coburg) (29/36)
79.4 Trish Cockrem (24g) (Brisbane) (100/126)
79.1 Jenny Cheeseman (24g) (Canberra) (102/129)
78.4 Zorica Mijovic (18g) (Geelong) (29/37)
78.3 Robyn Maher (24g) (Nunawading) (101/129)
76.9 Bronwyn Marshall (23g) (Brisbane) (103/134)
76.3 Linda Muir (24g) (Canberra) (29/38)

# 1987

Position	Team	P	W	L	For	Agst	W/L	%
1	Nunawading	20	18	2	1,380	1,160	90	118.97
2	Coburg	20	14	6	1,356	1,241	70	109.27
3	North Adelaide	20	13	7	1,345	1,217	65	110.52
4	West Adelaide	20	13	7	1,362	1,337	65	101.87
5	AIS	20	10	10	1,369	1,327	50	103.17
6	Brisbane	20	10	10	1,299	1,279	50	101.56
7	Noarlunga	20	10	10	1,406	1,388	50	101.3
8	Bankstown	20	8	12	1,238	1,279	40	96.79
9	Canberra	20	7	13	1,116	1,220	35	91.48
10	Tassie	20	4	16	1,120	1,369	20	81.81
11	Bulleen Melbourne	20	3	17	1,192	1,366	15	87.26

## GRAND FINAL

Nunawading 67 d Coburg 59

## SEMI FINAL

Coburg 67 d North Adelaide 60

Nunawading 61 d West Adelaide 52

## 1987 PLAYER AVERAGES

### POINTS PER GAME

20.8 Kathy Foster (20g) (Tassie)  
 20.4 Samantha Thornton (18g) (Bulleen Melb)  
 19.8 Julie Nykiel (20g) (Noarlunga)  
 18.7 Robyn Maher (20g) (Nunawading)  
 17.9 Tracey Browning (20g) (Nunawading)

### FOUL SHOT %

79.1 Sandy Brondello (18g) (AIS) (34/43)  
 78.9 Tracey Browning (20g) (Nunawading) (101/128)  
 78.8 Jenny Cheeseman (20g) (Canberra) (67/85)  
 78.8 Bronwyn Marshall (19g) (Brisbane) (52/66)  
 78.4 Robyn Maher (20g) (Nunawading) (109/139)

### OFFENSIVE REBOUNDS

5.3 Kathy Foster (20g) (Tassie)  
 4.5 Samantha Thornton (18g) (Bulleen Melb)  
 4.0 Trina Roberts (20g) (West Adelaide)  
 3.4 Julie Nykiel (20g) (Noarlunga)  
 3.3 Pat Mickan (20g) (North Adelaide)

### TOTAL REBOUNDS

12.3 Samantha Thornton (18g) (Bulleen Melb)  
 12.1 Kathy Foster (20g) (Tassie)  
 11.3 Trina Roberts (20g) (West Adelaide)  
 10.1 Karen Dalton (20g) (Bankstown)  
 9.2 Julie Nykiel (20g) (Noarlunga)

### STEALS

3.3 Donna Brown (20g) (Noarlunga)  
 3.0 Robyn Maher (20g) (Nunawading)  
 2.7 Karen Dalton (20g) (Bankstown)  
 2.5 Jenny Cheeseman (20g) (Canberra)  
 2.5 Cass Pujals (20g) (West Adelaide)

### BLOCKED SHOTS

1.2 Chris Saunders (20g) (Bulleen Melb)  
 1.1 Sue Geh (19g) (Canberra)  
 0.9 Tanya Cox (19g) (Nunawading)  
 0.9 Karen Smith (13g) (AIS)  
 0.8 Kathy Foster (20g) (Tassie)  
 0.8 Annette De Jong (20g) (Canberra)

### FIELD GOAL %

53.5 Marisa Rowe (17g) (Coburg) (69/129)  
 52.3 Anne Robilliard (20g) (AIS) (91/174)  
 51.4 Julie Nykiel (20g) (Noarlunga) (151/294)  
 50.5 Sandy Brondello (18g) (AIS) (102/202)  
 49.4 Rachael Sporn (20g) (West Adelaide) (88/178)

### 3PT %

42.9 Cheryl Chambers (19g) (Coburg) (18/42)  
 40.0 Kaye Lee Jennette (20g) (West Adelaide) (26/65)  
 39.6 Debbie Mcleavey (16g) (Noarlunga) (19/48)  
 38.0 Michele Timms (17g) (Nunawading) (30/79)  
 37.0 Trish Cockrem (20g) (Brisbane) (17/46)

### DEFENSIVE REBOUNDS

7.8 Samantha Thornton (18g) (Bulleen Melb)  
 7.3 Trina Roberts (20g) (West Adelaide)  
 7.2 Karen Dalton (20g) (Bankstown)  
 6.8 Kathy Foster (20g) (Tassie)  
 6.4 Robyn Maher (20g) (Nunawading)

### ASSISTS

5.2 Karin Maar (20g) (Coburg)  
 3.8 Donna Brown (20g) (Noarlunga)  
 3.2 Sandra Prettejohn (20g) (Noarlunga)  
 3.2 Trish Cockrem (20g) (Brisbane)  
 3.1 Maree White (20g) (Bankstown)

### TURNOVERS

3.7 Tracey Febey (20g) (Tassie)  
 3.6 Julie Nykiel (20g) (Noarlunga)  
 3.2 Donna Brown (20g) (Noarlunga)  
 3.2 Kathy Foster (20g) (Tassie)  
 3.2 Maree White (20g) (Bankstown)  
 3.2 Carol Andrews (20g) (Bankstown)

### FOULS

4.0 Lynda Palmer (20g) (Coburg)  
 4.0 Andree Greenwood (20g) (Tassie)  
 3.9 Trina Roberts (20g) (West Adelaide)  
 3.8 Heather Mckinnon (20g) (West Adelaide)  
 3.8 Marina Moffa (20g) (North Adelaide)

# 1988

Position	Team	P	W	L	For	Agst	W/L	%
1	Nunawading	22	21	1	1,782	1,244	95	143.25
2	North Adelaide	22	18	4	1,559	1,249	82	124.82
3	Bankstown	22	16	6	1,349	1,206	73	111.86
4	West Adelaide	22	14	8	1,508	1,416	64	106.5
5	Canberra	22	13	9	1,654	1,510	59	109.54
6	Coburg	22	13	9	1,632	1,514	59	107.79
7	Noarlunga	22	12	10	1,427	1,460	55	97.74
8	Brisbane	22	11	11	1,425	1,376	50	103.56
9	Perth	22	6	16	1,345	1,480	27	90.88
10	Bulleen Melbourne	22	5	17	1,283	1,468	23	87.4
11	AIS	22	3	19	1,358	1,694	14	80.17
12	Tassie	22	0	22	1,245	1,950	0	63.85

## GRAND FINAL

Nunawading 71 d North Adelaide 43

## SEMI FINAL

North Adelaide 73 d Bankstown 56

Nunawading 81 d West Adelaide 63

## 1988 PLAYER AVERAGES

### POINTS PER GAME

21.5 Julie Nykiel (21g) (Noarlunga)  
 19.7 Cass Pujals (22g) (West Adelaide)  
 17.9 Karin Maar (22g) (Coburg)  
 17.7 Tracey Hill (22g) (Tassie)  
 17.5 Qui Chen (22g) (Canberra)

### FOUL SHOT %

87.5 Laura Giarretto (19g) (North Adelaide) (42/48)  
 87.5 Karen Smith (21g) (Nunawading) (35/40)  
 83.8 Shelley Sandie (21g) (Nunawading) (57/68)  
 83.3 Tonya Mason (19g) (AIS) (10/12)  
 81.4 Gail Henderson (22g) (Brisbane) (83/102)

### OFFENSIVE REBOUNDS

6.3 Debbie Slimmon (19g) (Coburg)  
 5.0 Rachael Sporn (22g) (West Adelaide)  
 4.5 Trina Roberts (22g) (Brisbane)  
 3.1 Lucille Bailie (20g) (AIS)  
 2.9 Jodi Clues (22g) (Coburg)

### TOTAL REBOUNDS

12.9 Debbie Slimmon (19g) (Coburg)  
 12.6 Rachael Sporn (22g) (West Adelaide)  
 10.5 Trina Roberts (22g) (Brisbane)  
 9.5 Karen Dalton (22g) (Bankstown)  
 9.2 Marina Moffa (22g) (North Adelaide)

### STEALS

3.6 Donna Brown (21g) (North Adelaide)  
 3.1 Trish Cockrem (7g) (Brisbane)  
 3.0 Robyn Maher (21g) (Nunawading)  
 2.9 Karen Dalton (22g) (Bankstown)  
 2.6 Fiona Robinson (9g) (Perth)

### BLOCKED SHOTS

2.2 Roksana Boreli (6g) (Tassie)  
 1.4 Trina Roberts (22g) (Brisbane)  
 1.1 Fiona Robinson (9g) (Perth)  
 1.1 Lynda Palmer (20g) (Coburg)  
 1.1 Chris Saunders (22g) (Bulleen Melb)

### FIELD GOAL %

57.7 Julie Nykiel (21g) (Noarlunga) (180/312)  
 55.6 Trina Roberts (22g) (Brisbane) (139/250)  
 54.6 Sandy Brondello (22g) (Bankstown) (131/240)  
 52.6 Jacqui Pearce (15g) (North Adelaide) (20/38)  
 52.6 Qui Chen (22g) (Canberra) (152/289)  
 52.6 Rachael Sporn (22g) (West Adelaide) (123/234)

### 3PT %

51.8 Michele Timms (21g) (Nunawading) (44/85)  
 50.0 Tracey Browning (16g) (Nunawading) (7/14)  
 43.8 Julie Morton (22g) (AIS) (32/73)  
 39.1 Sandra Prettejohn (21g) (Noarlunga) (9/23)  
 35.8 Jo Metcalfe (22g) (West Adelaide) (19/53)

### DEFENSIVE REBOUNDS

7.5 Rachael Sporn (22g) (West Adelaide)  
 7.0 Karen Dalton (22g) (Bankstown)  
 6.8 Marina Moffa (22g) (North Adelaide)  
 6.6 Debbie Slimmon (19g) (Coburg)  
 6.1 Julie Nykiel (21g) (Noarlunga)

### ASSISTS

5.1 Karin Maar (22g) (Coburg)  
 4.7 Trish Cockrem (7g) (Brisbane)  
 4.4 Robyn Maher (21g) (Nunawading)  
 4.0 Michele Timms (21g) (Nunawading)  
 3.4 Vicki Daldy (22g) (North Adelaide)

### TURNOVERS

4.4 Tracey Hill (22g) (Tassie)  
 4.0 Tracey Febey (20g) (Tassie)  
 3.9 Julie Morton (22g) (AIS)  
 3.9 Gail Henderson (22g) (Brisbane)  
 3.6 Jinn Howard (18g) (Brisbane)  
 3.6 Sandra Prettejohn (21g) (Noarlunga)

### FOULS

4.0 Lynda Palmer (20g) (Coburg)  
 3.9 Lucille Bailie (20g) (AIS)  
 3.8 Fiona Robinson (9g) (Perth)  
 3.8 Tracy Scrutton (22g) (West Adelaide)  
 3.7 Debbie Slimmon (19g) (Coburg)

# 1989

Position	Team	P	W	L	For	Agst	W/L	%
1	Nunawading	24	20	4	1,799	1,463	83	122.97
2	Hobart	23	16	7	1,645	1,483	70	110.92
3	North Adelaide	23	18	5	1,586	1,368	78	115.94
4	Bulleen Melbourne	24	16	8	1,850	1,590	67	116.35
5	Sydney	22	14	8	1,455	1,425	64	102.11
6	Brisbane	21	11	10	1,375	1,364	52	100.81
7	West Adelaide	24	13	11	1,626	1,694	54	95.99
8	Melbourne	23	10	13	1,504	1,476	43	101.9
9	Canberra	23	8	15	1,660	1,702	35	97.53
10	Coburg	24	6	18	1,574	1,842	25	85.45
11	Noarlunga	22	3	19	1,361	1,629	14	83.55
12	AIS	24	3	21	1,376	1,732	12	79.45

## GRAND FINAL

Nunawading 80 d Hobart 69

## SEMI FINAL

Nunawading 69 d Bulleen 68

Hobart 69 d North Adelaide 53

## 1989 PLAYER AVERAGES

### POINTS PER GAME

20.3 Kathy Foster (23g) (Tassie)  
 20.0 Debbie Slimmon (24g) (Bulleen Melb)  
 18.7 Karin Maar (24g) (Bulleen Melb)  
 18.4 Qui Chen (19g) (Canberra)  
 18.3 Trina Roberts (21g) (Brisbane)

### FOUL SHOT %

88.4 Pat Mickan (23g) (North Adelaide) (38/43)  
 86.8 Vicki Daldy (19g) (North Adelaide) (46/53)  
 84.8 Sandy Brondello (19g) (Sydney) (39/46)  
 83.1 Jenny Cheeseman (23g) (Canberra) (69/83)  
 82.6 Marina Moffa (22g) (North Adelaide) (38/46)

### OFFENSIVE REBOUNDS

5.2 Rachael Sporn (22g) (West Adelaide)  
 4.8 Trina Roberts (21g) (Brisbane)  
 4.8 Debbie Slimmon (24g) (Bulleen Melb)  
 3.7 Kathy Foster (23g) (Tassie)  
 3.7 Andree Greenwood (Marquis) (23g) (Tassie)

### TOTAL REBOUNDS

14.3 Rachael Sporn (22g) (West Adelaide)  
 13.9 Debbie Slimmon (24g) (Bulleen Melb)  
 13.9 Trina Roberts (21g) (Brisbane)  
 10.8 Karen Dalton (20g) (Sydney)  
 9.6 Kelli Behrens (24g) (Coburg)

### STEALS

3.2 Kathy Hahn (22g) (Noarlunga)  
 3.0 Donna Brown (23g) (North Adelaide)  
 2.7 Debbie Black (23g) (Tassie)  
 2.7 Michele Timms (22g) (Nunawading)  
 2.5 Sandra Prettejohn (19g) (Noarlunga)  
 2.5 Robyn Maher (10g) (Nunawading)

### BLOCKED SHOTS

2.0 Sarah Duncan (15g) (Coburg)  
 1.3 Trina Roberts (21g) (Brisbane)  
 1.3 Renae Fegent (24g) (AIS)  
 1.3 Christine Seanson (24g) (Bulleen Melb)  
 1.2 Jenny Whittle (22g) (AIS)  
 1.2 Karen Smith (19g) (Tassie)

### FIELD GOAL %

62.0 Trina Roberts (21g) (Brisbane) (147/237)  
 61.8 Joanne Storer (23g) (Melbourne) (34/55)  
 56.4 Anne Robilliard (19g) (Sydney) (102/181)  
 55.2 Jan Stirling (23g) (North Adelaide) (58/105)  
 52.7 Rachael Sporn (22g) (West Adelaide) (148/281)

### 3PT %

43.1 Cherie Hogg (23g) (Canberra) (22/51)  
 42.9 Cheryl Chambers (24g) (Bulleen Melb) (18/42)  
 41.7 Debbie Black (23g) (Tassie) (15/36)  
 39.8 Michele Timms (22g) (Nunawading) (43/108)  
 39.0 Tonya Mason (20g) (AIS) (23/59)

### DEFENSIVE REBOUNDS

9.2 Debbie Slimmon (24g) (Bulleen Melb)  
 9.1 Trina Roberts (21g) (Brisbane)  
 9.1 Rachael Sporn (22g) (West Adelaide)  
 7.5 Karen Dalton (20g) (Sydney)  
 6.5 Kelli Behrens (24g) (Coburg)

### ASSISTS

5.6 Karin Maar (24g) (Bulleen Melb)  
 4.7 Michele Landon (21g) (Sydney)  
 4.6 Val Ah Wong (21g) (Brisbane)  
 4.3 Michele Timms (22g) (Nunawading)  
 3.7 Vicki Daldy (19g) (North Adelaide)

### TURNOVERS

4.3 Marisa Rowe (24g) (Coburg)  
 3.9 Kathy Hahn (22g) (Noarlunga)  
 3.9 Sandra Prettejohn (19g) (Noarlunga)  
 3.8 Narelle Fletcher (18g) (AIS)  
 3.6 Gail Henderson (21g) (Brisbane)  
 3.5 Sharon Washington (22g) (Noarlunga)

### FOULS

3.9 Kathy Hahn (22g) (Noarlunga)  
 3.8 Leanne Mickan-Winter (19g) (Noarlunga)  
 3.8 Andree Greenwood (23g) (Tassie)  
 3.8 Lisa Logue (Vlahov) (9g) (Noarlunga)  
 3.6 Robyn Maher (10g) (Nunawading)

# 1990

Position	Team	P	W	L	For	Agst	W/L	%
1	North Adelaide	24	22	2	1,726	1,562	92	110.5
2	Hobart	24	19	5	1,770	1,439	79	123
3	Bulleen Melbourne	24	17	7	1,757	1,548	71	113.5
4	Nunawading	24	17	7	1,773	1,485	71	119.39
5	Melbourne	24	17	7	1,695	1,482	71	114.37
6	AIS	24	16	8	1,692	1,577	67	107.29
7	Sydney	24	13	11	1,533	1,461	54	104.93
8	Perth	24	10	14	1,662	1,640	42	101.34
9	Brisbane	24	9	15	1,520	1,624	38	93.6
10	West Adelaide	24	6	18	1,510	1,662	25	90.85
11	Canberra	24	5	19	1,314	1,697	21	77.43
12	Coburg	24	3	21	1,476	1,794	12	82.27
13	Noarlunga	24	2	22	1,351	1,808	8	74.72

## GRAND FINAL

Nunawading 71 d North Adelaide 43

## SEMI FINAL

North Adelaide 73 d Bankstown 56

Nunawading 81 d West Adelaide 63

## 1990 PLAYER AVERAGES

### POINTS PER GAME

22.3 Debbie Slimmon (24g) (Bulleen Melb)  
 18.4 Samantha Thornton (20g) (Nunawading)  
 18.0 Kathy Foster (24g) (Tassie)  
 18.0 Julie Nykiel (17g) (Noarlunga)  
 17.7 Jo Metcalfe (22g) (Melbourne)

### FOUL SHOT %

91.2 Sandy Brondello (21g) (Sydney) (31/34)  
 87.5 Annie Burgess (24g) (Sydney) (49/56)  
 85.7 Shelley Sandie (18g) (Nunawading) (48/56)  
 84.3 Kim Foley (24g) (Melbourne) (91/108)  
 83.7 Sally Phillips (21g) (AIS) (36/43)

### OFFENSIVE REBOUNDS

6.0 Debbie Slimmon (24g) (Bulleen Melb)  
 4.6 Trina Roberts (24g) (Brisbane)  
 4.0 Kathy Foster (24g) (Tassie)  
 3.7 Sarah Sullivan (20g) (Coburg)  
 3.6 Andree Greenwood (24g) (Tassie)

### TOTAL REBOUNDS

13.7 Debbie Slimmon (24g) (Bulleen Melb)  
 11.9 Trina Roberts (24g) (Brisbane)  
 10.9 Karen Dalton (21g) (Sydney)  
 9.9 Sarah Sullivan (20g) (Coburg)  
 8.9 Julie Nykiel (17g) (Noarlunga)

### STEALS

3.4 Michele Timms (20g) (Nunawading)  
 2.8 Kathy Hahn (16g) (Noarlunga)  
 2.6 Leteia Hughley (23g) (Perth)  
 2.5 Debbie Black (24g) (Tassie)  
 2.4 Donna Brown (24g) (North Adelaide)

### BLOCKED SHOTS

2.5 Sarah Sullivan (20g) (Coburg)  
 1.8 Jenny Whittle (22g) (AIS)  
 1.3 Trina Roberts (24g) (Brisbane)  
 1.0 Karen Smith (24g) (Tassie)  
 1.0 Tanya Fisher (24g) (Perth)

### FIELD GOAL %

60.1 Rachael Sporn (20g) (North Adelaide) (119/198)  
 55.2 Lucille Hamilton (20g) (Nunawading) (79/143)  
 54.7 Trina Roberts (24g) (Brisbane) (150/274)  
 54.1 Karen Smith (24g) (Tassie) (98/181)  
 52.7 Joanne Hill (22g) (North Adelaide) (29/55)

### 3PT %

44.2 Vicki Daldy (24g) (North Adelaide) (19/43)  
 44.1 Debbie Black (24g) (Tassie) (26/59)  
 43.3 Shelley Sandie (18g) (Nunawading) (13/30)  
 41.8 Michele Timms (20g) (Nunawading) (51/122)  
 40.3 Narelle Fletcher (24g) (AIS) (31/77)

### DEFENSIVE REBOUNDS

8.1 Karen Dalton (21g) (Sydney)  
 7.7 Debbie Slimmon (24g) (Bulleen Melb)  
 7.3 Trina Roberts (24g) (Brisbane)  
 6.3 Sarah Sullivan (20g) (Coburg)  
 5.9 Julie Nykiel (17g) (Noarlunga)

### ASSISTS

7.3 Michele Landon (24g) (Sydney)  
 7.2 Michele Timms (20g) (Nunawading)  
 5.1 Vicki Daldy (24g) (North Adelaide)  
 5.0 Val Ah Wong (21g) (Brisbane)  
 4.0 Debbie Black (24g) (Tassie)  
 4.0 Robyn Maher (18g) (Tassie)

### TURNOVERS

4.6 Kathy Hahn (16g) (Noarlunga)  
 4.6 Valerie Martin (8g) (Canberra)  
 4.3 Carla Curfman (24g) (Canberra)  
 4.0 Debbie McLeavey (15g) (Noarlunga)  
 3.8 Sue Becker (13g) (Noarlunga)

### FOULS

4.3 Sarah Sullivan (20g) (Coburg)  
 4.1 Carla Curfman (24g) (Canberra)  
 4.0 Vicki Sporn (Dawe) (11g) (Coburg)  
 3.9 Sue Becker (13g) (Noarlunga)  
 3.8 Heather McKinnon (24g) (West Adelaide)

# 1991

Position	Team	P	W	L	For	Agst	W/L	%
1	Tassie	22	18	4	1,515	1,256	82	120.62
2	Nunawading	22	18	4	1,702	1,518	82	112.12
3	Perth	22	15	7	1,486	1,351	68	109.99
4	North Adelaide	22	13	9	1,589	1,427	59	111.35
5	Canberra	22	12	10	1,470	1,471	55	99.93
6	Bulleen Melbourne	22	11	11	1,581	1,539	50	102.73
7	Melbourne	22	11	11	1,468	1,495	50	98.19
8	AIS	22	10	12	1,544	1,555	45	99.29
9	Sydney	22	10	12	1,332	1,370	45	97.23
10	Brisbane	22	9	13	1,424	1,423	41	100.07
11	Noarlunga	22	5	17	1,376	1,701	23	80.89
12	West Adelaide	22	0	22	1,304	1,685	0	77.39

## GRAND FINAL

Hobart 67 Nunawading 64

## PRELIMINARY FINAL

Hobart 74 d Perth 61

## SEMI FINAL

Perth 82 d North Adelaide 72

Nunawading 78 d Hobart 73

## 1991 PLAYER AVERAGES

### POINTS PER GAME

21.8 Jo Metcalfe (22g) (Melbourne)  
 21.5 Samantha Thornton (22g) (Nunawading)  
 19.5 Debbie Slimmon (22g) (Bulleen Melb)  
 19.2 Shelley Sandie (22g) (Nunawading)  
 17.2 Sue Collins (22g) (Noarlunga)

### FOUL SHOT %

91.2 Sally Phillips (22g) (AIS) (52/57)  
 85.1 Sandy Brondello (22g) (Brisbane) (57/67)  
 84.3 Debbie Black (22g) (Tassie) (43/51)  
 84.1 Trina Roberts (22g) (Brisbane) (58/69)  
 84.0 Jenny Whittle (22g) (AIS) (42/50)

### OFFENSIVE REBOUNDS

5.1 Debbie Slimmon (22g) (Bulleen Melb)  
 4.0 Trina Roberts (22g) (Brisbane)  
 3.9 Fiona Robinson (22g) (Perth)  
 3.4 Samantha Thornton (22g) (Nunawading)  
 2.9 Annie Burgess (22g) (Sydney)  
 2.9 Trisha Fallon (22g) (AIS)

### TOTAL REBOUNDS

12.7 Debbie Slimmon (22g) (Bulleen Melb)  
 11.8 Trina Roberts (22g) (Brisbane)  
 10.4 Fiona Robinson (22g) (Perth)  
 10.2 Samantha Thornton (22g) (Nunawading)  
 9.6 Karen Dalton (22g) (Sydney)

### STEALS

3.6 Michele Timms (22g) (Perth)  
 2.8 Debbie Black (22g) (Tassie)  
 2.7 Kathy Hahn (22g) (Noarlunga)  
 2.7 Narelle Fletcher (22g) (Canberra)  
 2.5 Robyn Maher (22g) (Tassie)  
 2.5 Sandy Brondello (22g) (Brisbane)  
 2.5 Michele Landon (22g) (Sydney)  
 2.5 Jo Metcalfe (22g) (Melbourne)

### BLOCKED SHOTS

2.6 Jenny Whittle (22g) (AIS)  
 2.2 Renae Fegent (22g) (Canberra)  
 1.4 Trina Roberts (22g) (Brisbane)  
 1.3 Karen Smith (19g) (Tassie)  
 1.1 Tanya Fisher (19g) (Perth)

### FIELD GOAL %

58.2 Lucille Hamilton (22g) (Nunawading) (117/201)  
 53.4 Kim Foley (22g) (Tassie) (132/247)  
 53.1 Samantha Thornton (22g) (Nunawading)  
 51.9 Tanya Fisher (19g) (Perth) (69/133)  
 51.7 Rachael Sporn (22g) (North Adelaide) (148/286)  
 51.7 Natasha Bargeus (22g) (Perth) (120/232)  
 51.7 Regina Kirk (5g) (Melbourne) (31/60)

### 3PT %

42.9 Debbie Black (22g) (Tassie) (21/49)  
 39.2 Narelle Fletcher (22g) (Canberra) (29/74)  
 35.8 Roslyn Heal (22g) (Melbourne) (29/81)  
 35.3 Tracey Browning (22g) (Nunawading) (24/68)  
 35.3 Shelley Sandie (22g) (Nunawading) (12/34)

### DEFENSIVE REBOUNDS

7.8 Trina Roberts (22g) (Brisbane)  
 7.6 Jenny Whittle (22g) (AIS)  
 7.6 Debbie Slimmon (22g) (Bulleen Melb)  
 7.0 Renae Fegent (22g) (Canberra)  
 6.9 Samantha Thornton (22g) (Nunawading)

### ASSISTS

7.2 Michele Landon (22g) (Sydney)  
 5.9 Vicki Daldy (22g) (North Adelaide)  
 4.8 Michele Timms (22g) (Perth)  
 4.4 Tracey Browning (22g) (Nunawading)  
 4.1 Robyn Maher (22g) (Tassie)

### TURNOVERS

3.8 Michele Landon (22g) (Sydney)  
 3.5 Raquel Connell (22g) (Noarlunga)  
 3.5 Samantha Thornton (22g) (Nunawading)  
 3.5 Sally Phillips (22g) (AIS)  
 3.3 Sue Collins (22g) (Noarlunga)

### FOULS

4.5 Anne Halsne (13g) (West Adelaide)  
 3.8 Heather McKinnon (22g) (West Adelaide)  
 3.6 Jo Metcalfe (22g) (Melbourne)  
 3.5 Tracy Scrutton (22g) (West Adelaide)  
 3.4 Sue Becker (22g) (Noarlunga)  
 3.4 Renae Fegent (22g) (Canberra)

# 1992

Position	Team	P	W	L	For	Agst	W/L	%
1	Perth	20	17	3	1,579	1,236	85	127.75
2	Melbourne	20	15	5	1,350	1,190	75	113.45
3	Dandenong	20	14	6	1,465	1,343	70	109.08
4	Canberra	20	11	9	1,418	1,417	55	100.07
5	West Adelaide	20	11	9	1,322	1,380	55	95.8
6	Bulleen Melbourne	20	10	10	1,342	1,367	50	98.2
7	Adelaide City	20	8	12	1,395	1,385	40	100.72
8	Tassie	20	7	13	1,244	1,312	35	94.8
9	Sydney	20	7	13	1,289	1,342	35	96.05
10	AIS	20	6	14	1,258	1,397	30	90.05
11	Brisbane	20	4	16	1,185	1,478	20	80.18

## GRAND FINAL

Perth 58 d Dandenong 54

## PRELIMINARY FINAL

Dandenong 67 d Melbourne 57

## SEMI FINAL

Dandenong 67 d Canberra 65  
Perth 54 d Melbourne 52

## 1992 PLAYER AVERAGES

### POINTS PER GAME

17.7 Jodie Murphy (20g) (Canberra)  
17.4 Michelle Brogan (18g) (Adelaide City)  
16.2 Regina Days (20g) (Dandenong)  
15.7 Annie Burgess (20g) (Sydney)  
15.3 Debbie Slimmon (20g) (Bulleen Melb)

### FOUL SHOT %

86.5 Jodie Murphy (20g) (Canberra) (115/133)  
86.4 Kim Foley (20g) (Tassie) (70/81)  
85.6 Annie Burgess (20g) (Sydney) (83/97)  
83.8 Allison Tranquilli (20g) (Melbourne) (67/80)  
83.6 Kirsten Marie Brendel (18g) (Sydney) (56/67)

### OFFENSIVE REBOUNDS

5.6 Debbie Slimmon (20g) (Bulleen Melb)  
4.5 Rhonda Corkeron (20g) (West Adelaide)  
3.4 Regina Days (20g) (Dandenong)  
3.2 Kathy Foster (20g) (Tassie)  
3.1 Trina Roberts (20g) (Adelaide City)

### TOTAL REBOUNDS

11.9 Debbie Slimmon (20g) (Bulleen Melb)  
9.9 Trina Roberts (20g) (Adelaide City)  
9.7 Regina Days (20g) (Dandenong)  
9.2 Michelle Brogan (18g) (Adelaide City)  
8.7 Rhonda Corkeron (20g) (West Adelaide)

### STEALS

3.5 Debbie Black (20g) (Tassie)  
3.1 Rhonda Corkeron (20g) (West Adelaide)  
3.0 Regina Days (20g) (Dandenong)  
2.5 Michele Landon (20g) (Sydney)  
2.3 Annie Burgess (20g) (Sydney)  
2.3 Joanne Hill (20g) (AIS)

### BLOCKED SHOTS

2.7 Renae Fegent (19g) (Canberra)  
1.4 Carla Boyd (18g) (AIS)  
1.2 Tracey Dyt (20g) (Canberra)  
1.1 Rhonda Corkeron (20g) (West Adelaide)  
0.9 Anne Robilliard (20g) (Brisbane)

### FIELD GOAL %

60.8 Maryanne Briggs (17g) (Perth) (127/209)  
60.7 Regina Days (20g) (Dandenong) (125/206)  
57.0 Michelle Brogan (18g) (Adelaide City) (114/200)  
56.8 Jenny Whittle (11g) (Brisbane) (63/111)  
54.9 Kirsten Marie Brendel (18g) (Sydney) (101/184)

### 3PT %

44.3 Michele Timms (17g) (Perth) (35/79)  
40.7 Cheryl Chambers (20g) (Bulleen Melb) (22/54)  
37.0 Narelle Fletcher (20g) (Canberra) (27/73)  
35.8 Tracey Febey (20g) (Tassie) (39/109)  
33.9 Kaye Lee Jennette (11g) (Adelaide City) (20/59)

### DEFENSIVE REBOUNDS

6.9 Trina Roberts (20g) (Adelaide City)  
6.4 Regina Days (20g) (Dandenong)  
6.3 Debbie Slimmon (20g) (Bulleen Melb)  
6.2 Michelle Brogan (18g) (Adelaide City)  
5.9 Renae Fegent (19g) (Canberra)

### ASSISTS

7.9 Michele Landon (20g) (Sydney)  
3.7 Val Ah Wong (20g) (Brisbane)  
3.2 Michelle Gubbels (20g) (Dandenong)  
3.1 Tracey Browning (20g) (Dandenong)  
3.1 Debbie Black (20g) (Tassie)  
3.1 Annie Burgess (20g) (Sydney)

### TURNOVERS

3.7 Val Ah Wong (20g) (Brisbane)  
3.5 Michele Landon (20g) (Sydney)  
3.5 Rhonda Corkeron (20g) (West Adelaide)  
3.3 Narelle Fletcher (20g) (Canberra)  
3.3 Janie Fitzgerald (20g) (Brisbane)

### FOULS

3.9 Carla Boyd (18g) (AIS)  
3.6 Debbie Slimmon (20g) (Bulleen Melb)  
3.4 Renae Fegent (19g) (Canberra)  
3.4 Janine Adnum (20g) (Sydney)  
3.4 Trina Roberts (20g) (Adelaide City)  
3.4 Nerida Jeffrey (18g) (AIS)

# 1993

Position	Team	P	W	L	For	Agst	W/L	%
1	Sydney	18	17	1	1,308	1,021	94	128.11
2	Adelaide	18	16	2	1,353	1,053	89	128.49
3	Perth	18	12	6	1,284	1,170	67	109.74
4	Dandenong	18	10	8	1,243	1,220	56	101.89
5	Melbourne	18	9	9	1,214	1,158	50	104.84
6	AIS	18	8	10	1,067	1,246	44	85.63
7	Bulleen Melbourne	18	7	11	1,175	1,246	39	94.3
8	Canberra	18	7	11	1,202	1,309	39	91.83
9	Brisbane	18	2	16	1,095	1,288	11	85.02
10	Tassie	18	2	16	1,086	1,316	11	82.52

## GRAND FINAL

Sydney 65 d Perth 64

## PRELIMINARY FINAL

Perth 68 d Adelaide 66 (OT)

## SEMI FINAL

Sydney 64 d Adelaide 59 (OT)  
Perth 83 d Dandenong 68

## 1993 PLAYER AVERAGES

### POINTS PER GAME

18.7 Samantha Thornton (18g) (Dandenong)  
18.2 Karen Smith (17g) (Tassie)  
17.8 Allison Tranquilli (18g) (Melbourne)  
17.1 Shelley Sandie (16g) (Sydney)  
16.8 Rachael Sporn (18g) (Adelaide)

### FOUL SHOT %

91.9 Kerryn Henderson (18g) (Melbourne) (34/37)  
83.1 Michelle Brogan (15g) (Adelaide) (64/77)  
82.0 Allison Tranquilli (18g) (Melbourne) (73/89)  
81.1 Lucille Hamilton (18g) (Tassie) (60/74)  
80.0 Jo Metcalfe (18g) (Melbourne) (56/70)

### OFFENSIVE REBOUNDS

5.7 Debbie Slimmon (16g) (Bulleen Melb)  
3.8 Rachael Sporn (18g) (Adelaide)  
3.6 Regina Days (18g) (Dandenong)  
3.4 Rhonda Corkeron (18g) (Perth)  
3.3 Karen Dalton (18g) (Sydney)  
3.3 Karen Smith (17g) (Tassie)

### TOTAL REBOUNDS

13.1 Debbie Slimmon (16g) (Bulleen Melb)  
10.5 Karen Dalton (18g) (Sydney)  
10.4 Rachael Sporn (18g) (Adelaide)  
9.8 Karen Smith (17g) (Tassie)  
9.4 Diana Sadovnikova (14g) (Canberra)

### STEALS

3.5 Debbie Black (18g) (Tassie)  
3.0 Rhonda Corkeron (18g) (Perth)  
3.0 Rachael Sporn (18g) (Adelaide)  
2.7 Vicki Daldy (17g) (Adelaide)  
2.6 Kristi Harrower (18g) (AIS)  
2.6 Narelle Fletcher (17g) (Canberra)

### BLOCKED SHOTS

2.6 Diana Sadovnikova (14g) (Canberra)  
2.2 Renae Fegent (18g) (Canberra)  
2.1 Jenny Whittle (15g) (Brisbane)  
1.6 Maryanne Briggs (16g) (Perth)  
1.4 Rachael Sporn (18g) (Adelaide)

### FIELD GOAL %

56.2 Regina Days (18g) (Dandenong) (104/185)  
54.3 Trisha Fallon (18g) (Sydney) (119/219)  
53.2 Michelle Brogan (15g) (Adelaide) (82/154)  
51.9 Lucille Hamilton (18g) (Tassie) (110/212)  
51.3 Marianna Vlahov (17g) (Perth) (20/39)

### 3PT %

47.1 Michelle Gubbels (18g) (Dandenong) (16/34)  
46.3 Lisa Maclean (12g) (Perth) (25/54)  
43.8 Sally Phillips (15g) (Dandenong) (14/32)  
39.5 Allison Tranquilli (18g) (Melbourne) (17/43)  
39.5 Annie Burgess (17g) (Sydney) (15/38)

### DEFENSIVE REBOUNDS

7.4 Debbie Slimmon (16g) (Bulleen Melb)  
7.2 Karen Dalton (18g) (Sydney)  
6.9 Samantha Thornton (18g) (Dandenong)  
6.8 Renae Fegent (18g) (Canberra)  
6.7 Jenny Whittle (15g) (Brisbane)

### ASSISTS

7.9 Michele Landon (18g) (Sydney)  
6.6 Michele Timms (16g) (Perth)  
4.2 Vicki Daldy (17g) (Adelaide)  
3.9 Kristi Harrower (18g) (AIS)  
3.9 Sally Phillips (15g) (Dandenong)  
3.9 Sandy Brondello (11g) (Brisbane)

### TURNOVERS

4.5 Narelle Fletcher (17g) (Canberra)  
3.8 Karen Smith (17g) (Tassie)  
3.7 Michele Landon (18g) (Sydney)  
3.6 Jenny Whittle (15g) (Brisbane)  
3.3 Renae Fegent (18g) (Canberra)

### FOULS

3.7 Debbie Black (18g) (Tassie)  
3.6 Renae Fegent (18g) (Canberra)  
3.3 Diana Sadovnikova (14g) (Canberra)  
3.3 Lucille Hamilton (18g) (Tassie)  
3.3 Debbie Slimmon (16g) (Bulleen Melb)



# 1994

Position	Team	P	W	L	For	Agst	W/L	%
1	Adelaide	18	16	2	1,336	1,018	89	131.24
2	Sydney	18	14	4	1,288	1,084	78	118.82
3	Melbourne	18	14	4	1,303	1,109	78	117.49
4	Perth	18	12	6	1,277	1,087	67	117.48
5	Dandenong	18	10	8	1,231	1,148	56	107.23
6	Brisbane	18	8	10	1,306	1,357	44	96.24
7	Canberra	18	7	11	1,198	1,295	39	92.51
8	Bulleen Melbourne	18	5	13	1,241	1,337	28	92.82
9	AIS	18	4	14	995	1,276	22	77.98
10	Tassie	18	0	18	974	1,438	0	67.73

## GRAND FINAL

Adelaide 84 d Melbourne 77 (OT)

## PRELIMINARY FINAL

Melbourne 74 d Perth 64

## SEMI FINAL

Adelaide 84 d Melbourne 82  
Perth 62 d Sydney 58

## 1994 PLAYER AVERAGES

### POINTS PER GAME

20.0	Shelley Sandie (17g) (Sydney)
20.0	Sandy Brondello (17g) (Brisbane)
19.1	Samantha Thornton (16g) (Dandenong)
17.6	Jodie Murphy (16g) (Canberra)
17.5	Lucille Hamilton (18g) (Tassie)

### FOUL SHOT %

88.1	Sandy Brondello (17g) (Brisbane) (74/84)
86.4	Allison Tranquilli (16g) (Melbourne) (57/66)
84.8	Vicki Daldy (18g) (Adelaide) (39/46)
84.4	Shelley Sandie (17g) (Sydney) (81/96)
82.5	Nerida Jeffrey (18g) (Brisbane) (33/40)

### OFFENSIVE REBOUNDS

5.8	Debbie Slimmon (18g) (Bulleen Melb)
4.3	Elena Minaeva (10g) (Perth)
3.2	Kate Alexander (9g) (AIS)
3.1	Rachael Sporn (17g) (Adelaide)
3.1	Karen Dalton (17g) (Sydney)

### TOTAL REBOUNDS

13.5	Debbie Slimmon (18g) (Bulleen Melb)
9.8	Jenny Whittle (17g) (Brisbane)
9.3	Samantha Thornton (16g) (Dandenong)
8.4	Lucille Hamilton (18g) (Tassie)
8.4	Jodie Murphy (16g) (Canberra)
8.4	Karen Dalton (17g) (Sydney)

### STEALS

3.2	Robyn Maher (17g) (Sydney)
3.2	Annie Burgess (17g) (Brisbane)
3.0	Tully Bevilaqua (18g) (Perth)
2.6	Michele Timms (16g) (Perth)
2.6	Kerryn Owens (18g) (Canberra)

### BLOCKED SHOTS

2.9	Jenny Whittle (17g) (Brisbane)
1.8	Joulia Goureeva (18g) (Canberra)
1.6	Samantha Tomlinson (13g) (Melbourne)
1.6	Diana Sadovnikova (16g) (Canberra)
1.4	Elena Minaeva (10g) (Perth)
1.4	Maryanne Briggs (18g) (Melbourne)

### FIELD GOAL %

55.8	Joanne Hill (18g) (Adelaide) (92/165)
54.1	Lin Liu (7g) (Tassie) (20/37)
51.6	Regina Days (18g) (Dandenong) (96/186)
50.6	Sandy Brondello (17g) (Brisbane) (133/263)
50.0	Janine Adnum (8g) (Brisbane) (16/32)

### 3PT %

47.2	Samantha Tomlinson (13g) (Melbourne) (17/36)
40.5	Michele Landon (18g) (Sydney) (15/37)
40.0	Kerryn Owens (18g) (Canberra) (20/50)
38.5	Cheryl Chambers (15g) (Bulleen Melb) (25/65)
37.8	Fiona Robinson (17g) (Perth) (14/37)

### DEFENSIVE REBOUNDS

8.2	Jenny Whittle (17g) (Brisbane)
7.7	Debbie Slimmon (18g) (Bulleen Melb)
6.9	Lucille Hamilton (18g) (Tassie)
6.8	Samantha Thornton (16g) (Dandenong)
6.1	Jodie Murphy (16g) (Canberra)

### ASSISTS

5.9	Michele Timms (16g) (Perth)
5.8	Michele Landon (18g) (Sydney)
4.9	Vicki Daldy (18g) (Adelaide)
3.7	Robyn Maher (17g) (Sydney)
3.7	Annie Burgess (17g) (Brisbane)

### TURNOVERS

5.8	Vanessa Selden (8g) (Tassie)
5.1	Stacey Dabner (18g) (Tassie)
4.5	Lucille Hamilton (18g) (Tassie)
3.9	Fiona D'abate (8g) (Tassie)
3.7	Annie Burgess (17g) (Brisbane)

### FOULS

3.8	Kate Alexander (9g) (AIS)
3.6	Melissa McClure (11g) (AIS)
3.5	Diana Sadovnikova (16g) (Canberra)
3.4	Debbie Slimmon (18g) (Bulleen Melb)
3.4	Fiona Robinson (17g) (Perth)
3.4	Robyn Maher (17g) (Sydney)

# 1995

Position	Team	P	W	L	For	Agst	W/L	%
1	Adelaide	18	16	2	1,340	976	89	137.3
2	Sydney	18	16	2	1,374	1,088	89	126.29
3	Melbourne	18	13	5	1,320	1,087	72	121.44
4	Perth	18	12	6	1,285	1,117	67	115.04
5	Brisbane	18	10	8	1,340	1,244	56	107.72
6	Canberra	18	8	10	1,283	1,381	44	92.9
7	Bulleen Melbourne	18	6	12	1,172	1,293	33	90.64
8	Dandenong	18	4	14	1,086	1,320	22	82.27
9	AIS	18	4	14	1,040	1,314	22	79.15
10	Tassie	18	1	17	997	1,417	6	70.36

## GRAND FINAL

Adelaide 50 d Melbourne 43

## PRELIMINARY FINAL

Melbourne 69 d Sydney 56

## SEMI FINAL

Melbourne 60 d Perth 39

Adelaide 73 d Sydney 63

## 1995 PLAYER AVERAGES

### POINTS PER GAME

19.8 Sandy Brondello (18g) (Brisbane)  
 19.3 Rachael Sporn (18g) (Adelaide)  
 17.9 Shelley Sandie (17g) (Sydney)  
 17.2 Latonya McGhee (17g) (Canberra)  
 16.9 Debbie Slimmon (18g) (Bulleen Melb)

### FOUL SHOT %

88.2 Sandy Brondello (18g) (Brisbane) (82/93)  
 87.5 Shelley Sandie (17g) (Sydney) (42/48)  
 86.9 Lucille Hamilton (18g) (Tassie) (53/61)  
 84.8 Katrina Springer (10g) (Tassie) (39/46)  
 83.3 Kerryn Owens (18g) (Canberra) (45/54)

### OFFENSIVE REBOUNDS

5.2 Debbie Slimmon (18g) (Bulleen Melb)  
 4.4 Rachael Sporn (18g) (Adelaide)  
 4.4 Latonya McGhee (17g) (Canberra)  
 3.4 Rhonda Corkeron (18g) (Sydney)  
 2.9 Michelle Brogan (17g) (Adelaide)  
 2.9 Elena Minaeva (17g) (Perth)

### TOTAL REBOUNDS

12.6 Debbie Slimmon (18g) (Bulleen Melb)  
 10.4 Latonya McGhee (17g) (Canberra)  
 9.1 Rachael Sporn (18g) (Adelaide)  
 8.7 Jenny Whittle (18g) (Brisbane)  
 8.0 Michelle Brogan (17g) (Adelaide)

### STEALS

3.3 Michele Timms (18g) (Sydney)  
 2.8 Tully Bevilaqua (17g) (Perth)  
 2.7 Robyn Maher (18g) (Sydney)  
 2.4 Cherie Hogg (18g) (Canberra)  
 2.1 Michelle Cleary (8g) (Melbourne)  
 2.1 Sandy Brondello (18g) (Brisbane)  
 2.1 Kerryn Owens (18g) (Canberra)  
 2.1 Rachael Sporn (18g) (Adelaide)

### BLOCKED SHOTS

2.8 Jenny Whittle (18g) (Brisbane)  
 1.5 Joulia Goureeva (17g) (Dandenong)  
 1.5 Samantha Tomlinson (17g) (Melbourne)  
 1.2 Katrina Springer (10g) (Tassie)  
 1.2 Latonya McGhee (17g) (Canberra)

### FIELD GOAL %

54.8 Trisha Fallon (15g) (Sydney) (92/168)  
 53.5 Gina Stevens (17g) (Perth) (99/185)  
 52.0 Emily Wetzel (18g) (Canberra) (53/102)  
 51.4 Marla Maupin (14g) (Brisbane) (37/72)  
 51.4 Rhonda Corkeron (18g) (Sydney) (75/146)

### 3PT %

44.1 Gina Stevens (17g) (Perth) (15/34)  
 39.8 Michele Timms (18g) (Sydney) (35/88)  
 38.5 Tracey Browning (18g) (Dandenong) (40/104)  
 36.7 Suzi Rayment (18g) (Dandenong) (11/30)  
 35.2 Kerryn Owens (18g) (Canberra) (25/71)

### DEFENSIVE REBOUNDS

7.4 Jenny Whittle (18g) (Brisbane)  
 7.4 Debbie Slimmon (18g) (Bulleen Melb)  
 6.1 Latonya McGhee (17g) (Canberra)  
 5.2 Tully Bevilaqua (17g) (Perth)  
 5.1 Michelle Brogan (17g) (Adelaide)

### ASSISTS

5.3 Michele Timms (18g) (Sydney)  
 4.3 Sandy Brondello (18g) (Brisbane)  
 4.1 Robyn Maher (18g) (Sydney)  
 4. Tully Bevilaqua (17g) (Perth)  
 3.9 Michelle Brogan (17g) (Adelaide)

### TURNOVERS

4.4 Cherie Hogg (18g) (Canberra)  
 3.9 Melissa McClure (18g) (AIS)  
 3.8 Natasha Bargeus (18g) (Perth)  
 3.8 Kerry Claydon (18g) (Tassie)  
 3.3 Kerryn Owens (18g) (Canberra)

### FOULS

3.5 Chika Emeagi (18g) (AIS)  
 3.5 Kate Alexander (18g) (Brisbane)  
 3.4 Lucille Hamilton (18g) (Tassie)  
 3.4 Tanya Robinson (18g) (Brisbane)  
 3.4 Cherie Hogg (18g) (Canberra)  
 3.3 Kate Paterson (18g) (Canberra)

# 1996

Position	Team	P	W	L	For	Agst	W/L	%
1	Sydney	18	17	1	1,431	1,178	94	121.48
2	Adelaide	18	16	2	1,302	1,071	89	121.57
3	Bulleen Melb	18	14	4	1,224	1,190	78	102.86
4	Perth	18	11	7	1,341	1,216	61	110.28
5	Brisbane	18	9	9	1,413	1,388	50	101.8
6	Dandenong	18	9	9	1,308	1,259	50	103.89
7	Melbourne	18	6	12	1,204	1,204	33	100
8	Canberra	18	5	13	1,288	1,394	28	92.4
9	Tassie	18	2	16	1,137	1,454	11	78.2
10	AIS	18	1	17	1,059	1,353	6	78.27

## GRAND FINAL

Adelaide 80 d Sydney 65

## PRELIMINARY FINAL

Adelaide 87 d Perth 55

## SEMI FINAL

Perth 75 d Bulleen 58  
Sydney 57 d Adelaide 54

## QUALIFYING FINAL

Perth 95 d Brisbane 62

## 1996 PLAYER AVERAGES

### POINTS PER GAME

20.8 Gina Stevens (18g) (Perth)  
19.3 Rachael Sporn (17g) (Adelaide)  
18.4 Jenny Whittle (17g) (Brisbane)  
18.1 Michele Timms (15g) (Sydney)  
17.8 Trisha Fallon (17g) (Sydney)  
17.8 Fiona Robinson (17g) (Canberra)

### FOUL SHOT %

91.9 Allison Tranquilli (18g) (Dandenong) (68/74)  
91.2 Michelle Cleary (16g) (Bulleen Melb) (31/34)  
90.9 Michele Timms (15g) (Sydney) (40/44)  
88.4 Sandy Brondello (10g) (Brisbane) (38/43)  
87.1 Annie Burgess (18g) (Sydney) (27/31)

### OFFENSIVE REBOUNDS

3.2 Debbie Slimmon (18g) (Bulleen Melb)  
3.1 Lucille Hamilton (18g) (Dandenong)  
2.9 Catherine Lahanas (18g) (Tassie)  
2.9 Heather Burge (13g) (Melbourne)  
2.8 Trisha Fallon (17g) (Sydney)

### TOTAL REBOUNDS

11.1 Jenny Whittle (17g) (Brisbane)  
8.7 Debbie Slimmon (18g) (Bulleen Melb)  
8.7 Bev Obringer (16g) (Canberra)  
7.5 Fiona Robinson (17g) (Canberra)  
7.4 Lucille Hamilton (18g) (Dandenong)

### STEALS

5.1 Debbie Black (17g) (Tassie)  
3.5 Tully Bevilaqua (18g) (Perth)  
2.6 Michele Timms (15g) (Sydney)  
2.2 Carla Boyd (17g) (Adelaide)  
2.2 Kristl Harrower (18g) (Melbourne)

### BLOCKED SHOTS

4.1 Jenny Whittle (17g) (Brisbane)  
1.2 Nicole Guy-Rees (18g) (Melbourne)  
1.2 Tracey Braithwaite (16g) (AIS)  
1.1 Joulia Goureeva (15g) (Canberra)  
1.1 Maryanne Briggs (10g) (Perth)

### FIELD GOAL %

61.9 Sally Barney (13g) (Brisbane) (26/42)  
58.1 Rachael Sporn (17g) (Adelaide) (147/253)  
57.8 Trisha Fallon (17g) (Sydney) (126/218)  
56.5 Tracey Braithwaite (16g) (AIS) (48/85)  
56.4 Sophie Von Saldern (18g) (Brisbane) (88/156)

### 3PT %

48.5 Michele Timms (15g) (Sydney) (48/99)  
44.2 Rachael Sporn (17g) (Sydney) (19/43)  
43.6 Jo Metcalfe (18g) (Bulleen Melb) (24/55)  
39.7 Kristy Baker (18g) (Bulleen Melb) (25/63)  
39.2 Michelle Cleary (16g) (Bulleen Melb) (20/51)

### DEFENSIVE REBOUNDS

9.0 Jenny Whittle (17g) (Brisbane)  
6.3 Bev Obringer (16g) (Canberra)  
5.6 Debbie Slimmon (18g) (Bulleen Melb)  
5.1 Samantha Thornton (16g) (Dandenong)  
5.0 Jo Metcalfe (18g) (Bulleen Melb)

### ASSISTS

4.9 Debbie Black (17g) (Tassie)  
4.8 Sandy Brondello (10g) (Brisbane)  
4.6 Michele Timms (15g) (Sydney)  
4.1 Robyn Maher (17g) (Sydney)  
3.9 Jo Metcalfe (18g) (Bulleen Melb)  
3.9 Kristi Harrower (18g) (Melbourne)  
3.9 Michelle Brogan (17g) (Adelaide)

### TURNOVERS

3.9 Fiona Robinson (17g) (Canberra)  
3.8 Debbie Black (17g) (Tassie)  
3.5 Allison Tranquilli (18g) (Dandenong)  
3.4 Robyn Maher (17g) (Sydney)  
3.3 Michele Timms (15g) (Sydney)

### FOULS

4.3 Natalie Ayres (11g) (Tassie)  
4.2 Andree Greenwood (Marquis) (18g) (Tassie)  
3.9 Debbie Black (17g) (Tassie)  
3.5 Heather Burge (13g) (Melbourne)  
3.4 Sophie Von Saldern (18g) (Brisbane)  
3.4 Maryanne Briggs (10g) (Perth)

# 1997

Position	Team	P	W	L	For	Agst	W/L	%
1	Sydney	18	18	0	1,277	967	100	132.06
2	Adelaide	18	14	4	1,236	1,061	78	116.49
3	Melbourne	18	12	6	1,092	1,061	67	102.92
4	Dandenong	18	9	9	1,226	1,204	50	101.83
5	AIS	16	5	11	961	1,113	31	86.34
6	Canberra	18	6	12	1,207	1,301	33	92.77
7	Brisbane	18	6	12	1,148	1,258	33	91.26
8	Perth	18	5	13	1,135	1,154	28	98.35
9	Bulleen Melbourne	18	5	13	1,106	1,269	28	87.16

## GRAND FINAL

Sydney 61 d Adelaide 56

## PRELIMINARY FINAL

Sydney 57 d Melbourne 54

## SEMI FINAL

Melbourne 57 d AIS 48

Adelaide 58 d Sydney 54

## QUALIFYING FINAL

AIS 76 d Dandenong 66

## 1997 PLAYER AVERAGES

### POINTS PER GAME

22.2 Rachael Sporn (18g) (Adelaide)

20.7 Allison Tranquilli (18g) (Bulleen Melb)

19.5 Fiona Robinson (17g) (Canberra)

18.6 Trisha Fallon (18g) (Sydney)

16.9 Jenny Whittle (18g) (Brisbane)

### FOUL SHOT %

90.1 Allison Tranquilli (18g) (Bulleen Melb) (82/91)

87.5 Jenny Gardiner (18g) (Brisbane) (28/32)

85.7 Michelle Brogan (18g) (Sydney) (42/49)

82.9 Janie Fitzgerald (13g) (Brisbane) (34/41)

82.4 Tully Bevilaqua (18g) (Perth) (28/34)

### OFFENSIVE REBOUNDS

4.0 Rhonda Corkeron (18g) (Sydney)

3.9 Rachael Sporn (18g) (Adelaide)

3.6 Chika Emeagi (14g) (Melbourne)

3.3 Regina Days (18g) (Dandenong)

3.3 Lauren Jackson (16g) (AIS)

3.3 Carla Boyd (15g) (Adelaide)

### TOTAL REBOUNDS

10.3 Rachael Sporn (18g) (Adelaide)

9.5 Carla Boyd (15g) (Adelaide)

8.7 Michelle Brogan (18g) (Sydney)

8.7 Rhonda Corkeron (18g) (Sydney)

8.6 Jenny Whittle (18g) (Brisbane)

### STEALS

3.1 Tully Bevilaqua (18g) (Perth)

2.9 Jenny Evans (18g) (Brisbane)

2.4 Trisha Fallon (18g) (Sydney)

2.1 Robyn Maher (17g) (Sydney)

2.0 Carla Boyd (15g) (Adelaide)

2.0 Kristi Harrower (17g) (Melbourne)

### BLOCKED SHOTS

2.9 Jenny Whittle (18g) (Brisbane)

1.5 Carla Boyd (15g) (Adelaide)

1.4 Rhonda Corkeron (18g) (Sydney)

1.1 Melissa McClure (18g) (Perth)

1.0 Renae Fegent (8g) (Bulleen Melb)

### FIELD GOAL %

55.7 Rachael Sporn (18g) (Adelaide) (176/316)

55.2 Marianna Vlahov (17g) (Perth) (79/143)

54.8 Laura Howlett (16g) (Sydney) (17/31)

52.4 Alicia Poto (12g) (Sydney) (33/63)

50.9 Penny Taylor (16g) (AIS) (55/108)

### 3PT %

44.2 Trisha Fallon (18g) (Sydney) (19/43)

39.3 Annie Burgess (18g) (Sydney) (22/56)

38.5 Allison Tranquilli (18g) (Bulleen Melb) (15/39)

38.2 Kellie Abrams (18g) (Canberra) (13/34)

37.2 Desiree Glaubitz (16g) (AIS) (16/43)

### DEFENSIVE REBOUNDS

6.9 Jenny Whittle (18g) (Brisbane)

6.4 Rachael Sporn (18g) (Adelaide)

6.3 Carla Boyd (15g) (Adelaide)

5.7 Michelle Brogan (18g) (Sydney)

5.7 Tanya Haave (17g) (Canberra)

### ASSISTS

4.9 Robyn Maher (17g) (Sydney)

4.4 Tully Bevilaqua (18g) (Perth)

4.4 Kristi Harrower (17g) (Melbourne)

4.2 Annie Burgess (18g) (Sydney)

3.7 Kate Cohen (18g) (Bulleen Melb)

### TURNOVERS

3.7 Kristen Veal (15g) (AIS)

3.6 Fiona Robinson (17g) (Canberra)

3.5 Jenny Whittle (18g) (Brisbane)

3.5 Narelle Henry (11g) (Perth)

3.2 Annie Burgess (18g) (Sydney)

3.2 Allison Tranquilli (18g) (Bulleen Melb)

### FOULS

3.4 Melissa McClure (18g) (Perth)

3.4 Fiona Robinson (17g) (Canberra)

3.3 Tania Dhu (18g) (Adelaide)

3.1 Rebecca Brincat (18g) (Dandenong)

3.1 Janie Fitzgerald (13g) (Brisbane)

3.1 Tully Bevilaqua (18g) (Perth)

3.1 Kim Wielens (18g) (Canberra)

# 1998

Position	Team	P	W	L	For	Agst	W/L	%
1	Sydney	12	10	2	783	681	83	114.98
2	Adelaide	12	9	3	827	722	75	114.54
3	Perth	12	8	4	775	714	67	108.54
4	AIS	12	8	4	877	811	67	108.14
5	Melbourne	12	7	5	768	692	58	110.98
6	Dandenong	12	7	5	823	751	58	109.59
7	Bulleen Melbourne	12	3	9	764	849	25	89.99
8	Canberra	12	2	10	750	910	17	82.42
9	Brisbane	12	0	12	728	965	0	75.44

## GRAND FINAL

Adelaide 67 d Sydney 56

## PRELIMINARY FINAL

Adelaide 81 d AIS 54

## SEMI FINAL

AIS 84 d Perth 70  
Sydney 61 d Adelaide 42

## 1998 PLAYER AVERAGES

### POINTS PER GAME

19.3 Allison Tranquilli (12g) (Bulleen Melb)  
18.3 Michelle Brogan (12g) (Sydney)  
16.8 Lucille Hamilton (12g) (Dandenong)  
16.2 Lauren Jackson (11g) (AIS)  
16.2 Rachael Sporn (12g) (Adelaide)

### FOUL SHOT %

88.0 Allison Tranquilli (12g) (Bulleen Melb) (44/50)  
83.3 Jenny Whittle (12g) (Perth) (25/30)  
81.3 Lucille Hamilton (12g) (Dandenong) (26/32)  
78.8 Narelle Fletcher (12g) (Perth) (26/33)  
78.8 Natasha Bargeus (12g) (Perth) (26/33)

### OFFENSIVE REBOUNDS

4.2 Michelle Brogan (12g) (Sydney)  
3.8 Rhonda Corkeron (12g) (Sydney)  
3.6 Lauren Jackson (11g) (AIS)  
3.6 Lucille Hamilton (12g) (Dandenong)  
3.2 Rachael Sporn (12g) (Adelaide)

### TOTAL REBOUNDS

11.3 Lucille Hamilton (12g) (Dandenong)  
10.8 Michelle Brogan (12g) (Sydney)  
10.6 Lauren Jackson (11g) (AIS)  
8.4 Jenny Whittle (12g) (Perth)  
8.2 Carla Boyd (12g) (Adelaide)

### STEALS

4.1 Tully Bevilaqua (9g) (Perth)  
3.6 Jenny Evans (9g) (Brisbane)  
2.2 Rhonda Corkeron (12g) (Sydney)  
2.1 Kristi Harrower (12g) (Melbourne)  
1.9 Joanne Hill (12g) (Adelaide)  
1.9 Michelle Brogan (12g) (Sydney)

### BLOCKED SHOTS

3.3 Jenny Whittle (12g) (Perth)  
1.4 Rhonda Corkeron (12g) (Sydney)  
1.3 Carla Boyd (12g) (Adelaide)  
0.9 Karen Smith (12g) (Canberra)  
0.9 Lauren Jackson (11g) (AIS)

### FIELD GOAL %

61.6 Kelly Lemezs (12g) (Melbourne) (45/73)  
59.0 Julie Ofoski (12g) (Dandenong) (23/39)  
54.4 Lauren Jackson (11g) (AIS) (68/125)  
52.9 Tully Bevilaqua (9g) (Perth) (27/51)  
51.5 Karen Reus (12g) (Bulleen Melb) (17/33)

### 3PT %

50.0 Kim Wielens (12g) (Canberra) (18/36)  
44.2 Desiree Glaubitz (12g) (AIS) (19/43)  
44.1 Sally Phillips (12g) (Dandenong) (15/34)  
42.9 Annie Burgess (10g) (Sydney) (15/35)  
38.9 Jae Kingi (12g) (Adelaide) (14/36)

### DEFENSIVE REBOUNDS

7.8 Lucille Hamilton (12g) (Dandenong)  
7.0 Lauren Jackson (11g) (AIS)  
6.9 Jenny Whittle (12g) (Perth)  
6.7 Michelle Brogan (12g) (Sydney)  
5.6 Carla Boyd (12g) (Adelaide)

### ASSISTS

5.6 Robyn Maher (11g) (Sydney)  
4.8 Kristen Veal (12g) (AIS)  
4.6 Narelle Fletcher (12g) (Perth)  
4.5 Annie Burgess (10g) (Sydney)  
4.3 Sally Phillips (12g) (Dandenong)

### TURNOVERS

4.1 Annie Burgess (10g) (Sydney)  
3.9 Kristen Veal (12g) (AIS)  
3.2 Tricia Bader (9g) (Brisbane)  
3.2 Robyn Maher (11g) (Sydney)  
3.2 Allison Tranquilli (12g) (Bulleen Melb)

### FOULS

4.0 Kate Paterson (12g) (Canberra)  
3.9 Clare Barnard (9g) (Brisbane)  
3.8 Kim Wielens (12g) (Canberra)  
3.5 Carla Boyd (12g) (Adelaide)  
3.3 Nicky Simpson (12g) (Melbourne)

# 1998/99

Position	Team	P	W	L	For	Agst	W/L	%
1	AIS	21	16	5	1,633	1,518	76	107.58
2	Perth	21	14	7	1,537	1,321	67	116.35
3	Adelaide	21	12	9	1,409	1,353	57	104.14
4	Melbourne	21	11	10	1,315	1,234	52	106.56
5	Bulleen Melbourne	21	11	10	1,371	1,410	52	97.23
6	Sydney	21	10	11	1,333	1,279	48	104.22
7	Dandenong	21	6	15	1,375	1,555	29	88.42
8	Canberra	21	4	17	1,306	1,609	19	81.17

## GRAND FINAL

AIS 88 d Perth 79

## PRELIMINARY FINAL

Perth 67 d Adelaide 46

## SEMI FINAL

AIS 81 d Perth 62  
Adelaide 63 d Melbourne 54

## 1998/99 PLAYER AVERAGES

### POINTS PER GAME

23.2 Lauren Jackson (20g) (AIS)  
20.6 Rachael Sporn (21g) (Adelaide)  
20.0 Shelley Sandie (21g) (Canberra)  
16.5 Gina Stevens (21g) (Perth)  
16.0 Allison Tranquilli (21g) (Bulleen Melb)

### STEALS

2.4 Tully Bevilaqua (20g) (Perth)  
2.1 Alicia Poto (21g) (Sydney)  
2.1 Joanne Hill (21g) (Adelaide)  
1.8 Jade Hyett (18g) (Dandenong)  
1.7 Robyn Maher (21g) (Sydney)

### DEFENSIVE REBOUNDS

8.9 Lauren Jackson (20g) (AIS)  
6.5 Jenny Whittle (21g) (Perth)  
5.5 Rachael Sporn (21g) (Adelaide)  
5.5 Lucille Hamilton (21g) (Dandenong)  
5.1 Karen Smith (20g) (Canberra)

### FOUL SHOT %

83.7 Shelley Sandie (21g) (Canberra) (72/86)  
81.6 Allison Tranquilli (21g) (Bulleen Melb) (80/98)  
80.0 Rohanee Cox (21g) (Perth) (40/50)  
77.9 Gina Stevens (21g) (Perth) (81/104)  
77.6 Annie Burgess (21g) (Sydney) (52/67)  
77.6 Eleanor Sharp (21g) (Canberra) (38/49)

### BLOCKED SHOTS

2.5 Jenny Whittle (21g) (Perth)  
2.2 Lauren Jackson (20g) (AIS)  
1.3 Karen Smith (20g) (Canberra)  
0.9 Tracey Braithwaite (21g) (Adelaide)  
0.9 Rhonda Corkeron (18g) (Sydney)  
0.9 Kim Wielens (18g) (Canberra)

### ASSISTS

6.6 Kristen Veal (17g) (AIS)  
5.6 Kristi Harrower (21g) (Melbourne)  
4.4 Robyn Maher (21g) (Sydney)  
3.9 Michele Timms (18g) (Bulleen Melb)  
3.9 Annie Burgess (21g) (Sydney)  
3.9 Narelle Fletcher (21g) (Perth)

### OFFENSIVE REBOUNDS

4.1 Allie Douglas (21g) (Dandenong)  
3.7 Rhonda Corkeron (18g) (Sydney)  
3.1 Lauren Jackson (20g) (AIS)  
3.0 Lucille Hamilton (21g) (Dandenong)  
2.6 Rachael Sporn (21g) (Adelaide)

### FIELD GOAL %

54.1 Lauren Jackson (20g) (AIS) (192/355)  
52.8 Rachael Sporn (21g) (Adelaide) (170/322)  
52.6 Penny Taylor (20g) (AIS) (90/171)  
51.1 Suzy Batkovic (17g) (AIS) (72/141)  
50.6 Melissa McClure (21g) (Perth) (82/162)

### TURNOVERS

4.3 Kristen Veal (17g) (AIS)  
4.2 Annie Burgess (21g) (Sydney)  
3.7 Robyn Maher (21g) (Sydney)  
3.6 Rachael Sporn (21g) (Adelaide)  
3.5 Sally Phillips (21g) (Dandenong)  
3.5 Kristi Harrower (21g) (Melbourne)

### TOTAL REBOUNDS

11.9 Lauren Jackson (20g) (AIS)  
9.1 Allie Douglas (21g) (Dandenong)  
8.5 Lucille Hamilton (21g) (Dandenong)  
8.1 Rachael Sporn (21g) (Adelaide)  
8.1 Rhonda Corkeron (18g) (Sydney)

### 3PT %

41.9 Rohanee Cox (21g) (Perth) (13/31)  
41.7 Alicia Poto (21g) (Sydney) (48/115)  
38.1 Natalie Porter (18g) (Dandenong) (16/42)  
37.3 Kristen Veal (17g) (AIS) (22/59)  
37.2 Michelle Cleary (21g) (Bulleen Melb) (16/43)

### FOULS

3.7 Allie Douglas (21g) (Dandenong)  
3.5 Kim Wielens (18g) (Canberra)  
3.4 Robyn Maher (21g) (Sydney)  
3.2 Joanne Hill (21g) (Adelaide)  
3.1 Shelley Sandie (21g) (Canberra)  
3.1 Tully Bevilaqua (20g) (Perth)

# 1999/00

Position	Team	P	W	L	For	Agst	W/L	%
1	Canberra	21	16	5	1,547	1,416	76.00	109.25
2	Adelaide	21	13	8	1,296	1,198	62.00	108.18
3	Bulleen Melbourne	21	11	10	1,405	1,354	52.00	103.77
4	Perth	21	11	10	1,334	1,300	52.00	102.62
5	Dandenong	21	11	10	1,416	1,454	52.00	97.39
6	Sydney	21	10	11	1,322	1,264	48.00	104.59
7	Melbourne	21	10	11	1,422	1,387	48.00	102.52
8	AIS	21	2	19	1,178	1,547	10.00	76.15

## GRAND FINAL

Canberra 67 d Adelaide 50

## PRELIMINARY FINAL

Canberra 80 d Bulleen 66

## SEMI FINAL

Adelaide 91 d Canberra 84

Bulleen 61 d Perth 60

# 1998/00 PLAYER AVERAGES

## POINTS PER GAME

23.4 Lauren Jackson (18g) (Canberra)  
 20.7 Trisha Fallon (21g) (Sydney)  
 17.6 Kristin Folkl (21g) (Melbourne)  
 15.8 Michelle Brogan (10g) (Melbourne)  
 15.1 Kristi Harrower (21g) (Melbourne)

## FOUL SHOT %

88.1 Shelley Sandie (21g) (Canberra) (59/67)  
 85.0 Allison Tranquilli (21g) (Bulleen Melb) (68/80)  
 80.6 Kristi Harrower (21g) (Melbourne) (58/72)  
 78.7 Karen Smith (18g) (Canberra) (59/75)  
 77.9 Chika Emeagi (21g) (Perth) (53/68)

## OFFENSIVE REBOUNDS

3.4 Allie Douglas (21g) (Dandenong)  
 3.2 Chika Emeagi (21g) (Perth)  
 2.9 Rhonda Corkeron (21g) (Sydney)  
 2.8 Trisha Fallon (21g) (Sydney)  
 2.6 Natalie Porter (21g) (Bulleen Melb)

## TOTAL REBOUNDS

9.8 Kristin Folkl (21g) (Melbourne)  
 8.9 Chika Emeagi (21g) (Perth)  
 7.8 Allie Douglas (21g) (Dandenong)  
 7.0 Suzy Batkovic (21g) (Sydney)  
 6.9 Trisha Fallon (21g) (Sydney)  
 6.9 Penny Taylor (21g) (Dandenong)

## STEALS

2.9 Tully Bevilaqua (21g) (Perth)  
 2.2 Joanne Hill (21g) (Adelaide)  
 2.1 Penny Taylor (21g) (Dandenong)  
 1.9 Michelle Cleary (21g) (Bulleen Melb)  
 1.8 Jae Kingi (21g) (Adelaide)

## BLOCKED SHOTS

1.9 Kristin Folkl (21g) (Melbourne)  
 1.4 Jenny Whittle (21g) (Bulleen Melb)  
 1.3 Suzy Batkovic (21g) (Sydney)  
 1.1 Chika Emeagi (21g) (Perth)  
 0.8 Tracey Braithwaite (21g) (Adelaide)

## FIELD GOAL %

56.9 Kristin Folkl (21g) (Melbourne) (149/262)  
 52.2 Lauren Jackson (18g) (Canberra) (154/295)  
 50.5 Suzy Batkovic (21g) (Sydney) (99/196)  
 48.7 Kim Wielens (21g) (Canberra) (55/113)  
 48.4 Tully Bevilaqua (21g) (Perth) (77/159)

## 3PT %

38.1 Jae Kingi (21g) (Adelaide) (24/63)  
 34.5 Kristi Harrower (21g) (Melbourne) (41/119)  
 34.3 Belinda Snell (21g) (AIS) (37/108)  
 34.1 Trisha Fallon (21g) (Sydney) (29/85)  
 31.6 Narelle Fletcher (21g) (Perth) (36/114)

## DEFENSIVE REBOUNDS

7.5 Kristin Folkl (21g) (Melbourne)  
 5.7 Chika Emeagi (21g) (Perth)  
 5.0 Jenny Whittle (21g) (Bulleen Melb)  
 4.5 Suzy Batkovic (21g) (Sydney)  
 4.5 Penny Taylor (21g) (Dandenong)  
 4.5 Kristen Veal (21g) (Canberra)

## ASSISTS

4.9 Kristen Veal (21g) (Canberra)  
 4.9 Kristi Harrower (21g) (Melbourne)  
 3.8 Tully Bevilaqua (21g) (Perth)  
 3.2 Narelle Fletcher (21g) (Perth)  
 3.0 Robyn Maher (21g) (Sydney)  
 3.0 Michelle Cleary (21g) (Bulleen Melb)

## TURNOVERS

4.9 Kristen Veal (21g) (Canberra)  
 4.6 Belinda Snell (21g) (AIS)  
 3.6 Allison Tranquilli (21g) (Bulleen Melb)  
 3.6 Kristi Harrower (21g) (Melbourne)  
 3.4 Alison O'Dwyer (21g) (AIS)

## FOULS

3.4 Tully Bevilaqua (21g) (Perth)  
 3.4 Suzy Batkovic (21g) (Sydney)  
 3.4 Chika Emeagi (21g) (Perth)  
 3.3 Kristen Veal (21g) (Canberra)  
 3.3 Kristin Folkl (21g) (Melbourne)

# 2000/01

Position	Team	P	W	L	For	Agst	W/L	%
1	Canberra	21	17	4	1,639	1,427	81	114.86
2	Sydney	21	16	5	1,742	1,560	76	111.67
3	Adelaide	21	15	6	1,561	1,316	71	118.62
4	Dandenong	21	15	6	1,612	1,416	71	113.84
5	AIS	21	7	14	1,399	1,558	33	89.79
6	Bulleen Melb	21	7	14	1,468	1,662	33	88.33
7	Perth	21	4	17	1,494	1,753	19	85.23
8	Melbourne	21	3	18	1,434	1,657	14	86.54

## GRAND FINAL

Sydney 69 d Canberra 65

## PRELIMINARY FINAL

Sydney 78 d Dandenong 72

## SEMI FINAL

Dandenong 83 d Adelaide 71

Canberra 73 d Sydney 56

## 2000/01 PLAYER AVERAGES

### POINTS PER GAME

25.5 Penny Taylor (21g) (Dandenong)

21.6 Lauren Jackson (20g) (Canberra)

17.7 Michelle Brogan (9g) (Melbourne)

17.3 Shelley Sandie (21g) (Canberra)

17.2 Belinda Snell (21g) (Sydney)

### FOUL SHOT %

93.2 Gina Stevens (20g) (Bulleen Melb) (82/88)

85.1 Shelley Sandie (21g) (Canberra) (86/101)

84.7 Belinda Snell (21g) (Sydney) (50/59)

81.5 Natalie Hughes (20g) (Sydney) (44/54)

81.1 Lauren Jackson (20g) (Canberra)

(103/127)

### OFFENSIVE REBOUNDS

4.5 Rhonda Corkeron (21g) (Sydney)

4.5 Allie Douglas (21g) (Dandenong)

3.4 Lauren Jackson (20g) (Canberra)

3.3 Rachael Sporn (21g) (Adelaide)

3.1 Suzy Batkovic (20g) (Sydney)

3.1 Shelley Hammonds (18g) (AIS)

### TOTAL REBOUNDS

14.2 Lauren Jackson (20g) (Canberra)

10.5 Allie Douglas (21g) (Dandenong)

10.3 Penny Taylor (21g) (Dandenong)

10 Rachael Sporn (21g) (Adelaide)

9.2 Rhonda Corkeron (21g) (Sydney)

### STEALS

2.5 Penny Taylor (21g) (Dandenong)

2.0 Jae Kingi (19g) (Adelaide)

2.0 Rhonda Corkeron (21g) (Sydney)

2.0 Michelle Brogan (9g) (Melbourne)

1.8 Natasha O'Brien (20g) (Bulleen Melb)

### BLOCKED SHOTS

4.3 Lauren Jackson (20g) (Canberra)

2.1 Marita Payne (21g) (Dandenong)

1.6 Christine Boyd (21g) (Perth)

1.3 Rhonda Corkeron (21g) (Sydney)

1.3 Tracey Braithwaite (21g) (Adelaide)

### FIELD GOAL %

53.5 Allie Douglas (21g) (Dandenong)

(108/202)

52.2 Lucille Hamilton (21g) (Canberra) (117/224)

48.8 Lauren Jackson (20g) (Canberra) (157/322)

48.0 Monica Bello (15g) (Bulleen Melb) (24/50)

47.9 Eleanor Sharp (21g) (Canberra) (93/194)

### 3PT %

42.4 Jae Kingi (19g) (Adelaide) (28/66)

41.9 Eleanor Sharp (21g) (Canberra) (13/31)

40.9 Jo Myers (19g) (Dandenong) (18/44)

40.3 Belinda Snell (21g) (Sydney) (58/144)

39.7 Deanna Smith (21g) (Adelaide) (27/68)

### DEFENSIVE REBOUNDS

10.8 Lauren Jackson (20g) (Canberra)

7.5 Penny Taylor (21g) (Dandenong)

6.6 Rachael Sporn (21g) (Adelaide)

6.2 Natalie Porter (21g) (Bulleen Melb)

6.1 Michelle Brogan (9g) (Melbourne)

### ASSISTS

6.6 Annie Burgess (21g) (Sydney)

5.1 Kristen Veal (21g) (Canberra)

5.0 Kate Cohen (21g) (Bulleen Melb)

4.4 Sharin Milner (19g) (Melbourne)

3.8 Narelle Fletcher (21g) (Perth)

### TURNOVERS

4.0 Lara Dinkins (21g) (Perth)

4.0 Kate Cohen (21g) (Bulleen Melb)

3.9 Annie Burgess (21g) (Sydney)

3.8 Narelle Fletcher (21g) (Perth)

3.8 Shelley Sandie (21g) (Canberra)

### FOULS

4.0 Aneka Kerr (21g) (Melbourne)

3.6 Natalie Porter (21g) (Bulleen Melb)

3.4 Kristen Veal (21g) (Canberra)

3.4 Eleanor Sharp (21g) (Canberra)

3.3 Laura Summerton (21g) (AIS)

3.3 Alison O'Dwyer (20g) (Sydney)

3.3 Melissa McClure (21g) (Perth)



# 2001/02

Position	Team	P	W	L	For	Agst	W/L	%
1	Adelaide	21	17	4	1,488	1,259	80.95	118.19
2	Canberra	21	15	6	1,581	1,408	71.43	112.29
3	Dandenong	21	15	6	1,613	1,457	71.43	110.71
4	Sydney	21	13	8	1,599	1,523	61.9	104.99
5	AIS	21	11	10	1,505	1,551	52.38	97.03
6	Bulleen Melbourne	21	6	15	1,417	1,554	28.57	91.18
7	Perth	21	4	17	1,313	1,611	19.05	81.5
8	Townsville	21	3	18	1,533	1,686	14.29	90.93

## GRAND FINAL

Canberra 75 d Sydney 69

## PRELIMINARY FINAL

Sydney 66 d Adelaide 64

## SEMI FINAL

Canberra 66 d Adelaide 62  
Sydney 98 d Dandenong 85

## 2001/02 PLAYER AVERAGES

### POINTS PER GAME

28.5 Penny Taylor (20g) (Dandenong)  
24.3 Lauren Jackson (13g) (Canberra)  
20.0 Suzy Batkovic (21g) (Townsville)  
18.0 Natalie Hughes (21g) (Sydney)  
16.6 Rachael Sporn (21g) (Adelaide)

### STEALS

2.5 Melissa McClure (21g) (Perth)  
2.4 Emily McInerney (21g) (Dandenong)  
2.2 Penny Taylor (20g) (Dandenong)  
1.8 Jae Kingi (21g) (Adelaide)  
1.7 Suzy Batkovic (21g) (Townsville)

### DEFENSIVE REBOUNDS

8.7 Suzy Batkovic (21g) (Townsville)  
8.7 Lauren Jackson (13g) (Canberra)  
6.2 Penny Taylor (20g) (Dandenong)  
6.2 Rachael Sporn (21g) (Adelaide)  
5.5 Christine Boyd (21g) (Perth)

### FOUL SHOT %

100 Deanna Smith (15g) (Adelaide) (19/19)  
92.6 Katrina Hibbert (20g) (Bulleen Melb) (25/27)  
90.7 Kylie Galloway (21g) (Townsville) (49/54)  
90.0 Kate Smith (11g) (Dandenong) (9/10)  
90.0 Kristen Veal (8g) (Canberra) (9/10)

### BLOCKED SHOTS

3.4 Lauren Jackson (13g) (Canberra)  
2.1 Suzy Batkovic (21g) (Townsville)  
2.1 Jacinta Hamilton (21g) (Canberra)  
1.6 Tracey Braithwaite (21g) (Adelaide)  
1.5 Christine Boyd (21g) (Perth)

### ASSISTS

4.8 Jae Kingi (21g) (Adelaide)  
4.6 Annie Burgess (21g) (Sydney)  
4.2 Emily McInerney (21g) (Dandenong)  
4.0 Michelle Brogan (14g) (Adelaide)  
3.8 Melissa McClure (21g) (Perth)

### OFFENSIVE REBOUNDS

3.8 Rachael Sporn (21g) (Adelaide)  
3.5 Suzy Batkovic (21g) (Townsville)  
3.2 Penny Taylor (20g) (Dandenong)  
3.1 Hollie Grima (21g) (AIS)  
3.1 Lauren Jackson (13g) (Canberra)  
3.1 Michelle Brogan (14g) (Adelaide)

### FIELD GOAL %

52.7 Lauren Jackson (13g) (Canberra) (118/224)  
51.8 Allie Douglas (10g) (Dandenong) (59/114)  
50.0 Lucille Hamilton (15g) (Canberra) (82/164)  
48.7 Suzy Batkovic (21g) (Townsville) (167/343)  
48.4 Michelle Musselwhite (14g) (Dandenong) (77/159)  
48.4 Tracey Braithwaite (21g) (Adelaide) (61/126)

### TURNOVERS

4.4 Deanne Ranford (21g) (Perth)  
4.0 Natalie Porter (16g) (Townsville)  
3.8 Jessica Mahony (12g) (AIS)  
3.7 Melissa McClure (21g) (Perth)  
3.3 Kim Morcom (21g) (Perth)

### TOTAL REBOUNDS

12.2 Suzy Batkovic (21g) (Townsville)  
11.8 Lauren Jackson (13g) (Canberra)  
10.0 Rachael Sporn (21g) (Adelaide)  
9.4 Penny Taylor (20g) (Dandenong)  
8.4 Hollie Grima (21g) (AIS)

### 3PT %

40.8 Jessica Foley (21g) (AIS) (31/76)  
40.5 Lauren Jackson (13g) (Canberra) (15/37)  
40.0 Deanna Smith (15g) (Adelaide) (16/40)  
39.5 Jae Kingi (21g) (Adelaide) (34/86)  
37.7 Larrisa Cavanagh (21g) (Bulleen Melb) (23/61)

### FOULS

3.9 Natalie Porter (16g) (Townsville)  
3.6 Kim Morcom (21g) (Perth)  
3.5 Kylie Galloway (21g) (Townsville)  
3.5 Alison O'Dwyer (21g) (Sydney)  
3.4 Suzy Batkovic (21g) (Townsville)

# 2002/03

Position	Team	P	W	L	For	Agst	W/L	%
1	Canberra	21	16	5	1,636	1,368	76.00	119.59
2	Townsville	21	15	6	1,547	1,452	71.00	106.54
3	Sydney	21	14	7	1,543	1,437	67.00	107.98
4	Adelaide	21	12	9	1,400	1,289	57.00	108.61
5	Dandenong	21	11	10	1,577	1,540	52.00	102.40
6	Bulleen Melbourne	21	6	15	1,384	1,577	29.00	87.76
7	Perth	21	6	15	1,331	1,524	29.00	87.34
8	AIS	21	4	17	1,313	1,544	19.00	85.04

## GRAND FINAL

Canberra 69 d Sydney 67

## PRELIMINARY FINAL

Sydney 83 d Townsville 78

## SEMI FINAL

Canberra 68 d Townsville 67  
Sydney 72 d Adelaide 70 (OT)

## 2002/03 PLAYER AVERAGES

### POINTS PER GAME

27.2	Lauren Jackson (17g) (Canberra)
17.6	Carly Wilson (21g) (Dandenong)
17.0	Shelley Hammonds (21g) (Sydney)
15.5	Jennifer Crouse (21g) (Perth)
15.2	Belinda Snell (21g) (Sydney)

### FOUL SHOT %

84.3	Belinda Snell (21g) (Sydney) (59/70)
82.9	Gina Stevens (21g) (Townsville) (63/76)
81.9	Lauren Jackson (17g) (Canberra) (104/127)
81.5	Jodie Datson (21g) (Townsville) (75/92)
80.3	Kristen Veal (21g) (Canberra) (57/71)

### OFFENSIVE REBOUNDS

3.9	Jennifer Crouse (21g) (Perth)
3.7	Rohanee Cox (16g) (PerTh)
3.6	Lauren Jackson (17g) (Canberra)
3.3	Hollie Grima (21g) (AIS)
3.2	Rachael Sporn (19g) (Adelaide)

### TOTAL REBOUNDS

11.6	Lauren Jackson (17g) (Canberra)
10.6	Hollie Grima (21g) (AIS)
10.5	Jennifer Crouse (21g) (Perth)
9.0	Rachael Sporn (19g) (Adelaide)
8.8	Allie Douglas (12g) (Dandenong)

### STEALS

2.6	Narelle Fletcher (21g) (Dandenong)
2.0	Jessica Mahony (21g) (Adelaide)
1.9	Larissa Cavanagh (21g) (Bulleen Melb)
1.9	Kristen Veal (21g) (Canberra)
1.9	Rohanee Cox (16g) (Perth)

### BLOCKED SHOTS

4.2	Jennifer Crouse (21g) (Perth)
2.9	Lauren Jackson (17g) (Canberra)
1.6	Larissa Cavanagh (21g) (Bulleen Melb)
1.5	Hollie Grima (21g) (AIS)
1.4	Carly Wilson (21g) (Dandenong)

### FIELD GOAL %

54.4	Lauren Jackson (17g) (Canberra) (173/318)
48.5	Sharin Milner (21g) (Bulleen Melb) (80/165)
47.7	Jennifer Crouse (21g) (Perth) (137/287)
45.9	Chelsea Laing (19g) (Dandenong) (50/109)
45.0	Narelle Lindsay (21g) (Sydney) (72/160)
45.0	Tegan Fowler (21g) (Bulleen Melb) (67/149)

### 3PT %

38.1	Carly Wilson (21g) (Dandenong) (24/63)
37.8	Gina Stevens (21g) (Townsville) (31/82)
37.3	Natalie Hughes (21g) (Sydney) (25/67)
33.8	Deanna Smith (21g) (Adelaide) (23/68)
33.8	Tania Heritage (21g) (Townsville) (24/71)

### DEFENSIVE REBOUNDS

8.0	Lauren Jackson (17g) (Canberra)
7.2	Hollie Grima (21g) (AIS)
6.6	Jennifer Crouse (21g) (Perth)
6.1	Allie Douglas (12g) (Dandenong)
6.0	Melissa McClure (21g) (Perth)

### ASSISTS

5.4	Kristen Veal (21g) (Canberra)
5.0	Narelle Fletcher (21g) (Dandenong)
4.4	Sharin Milner (21g) (Bulleen Melb)
4.2	Jodie Datson (21g) (Townsville)
4.0	Kellie Abrams (18g) (Canberra)

### TURNOVERS

4.2	Melissa McClure (21g) (Perth)
4.2	Kim Morcom (21g) (Perth)
3.9	Kristen Veal (21g) (Canberra)
3.7	Narelle Fletcher (21g) (Dandenong)
3.5	Jodie Datson (21g) (Townsville)

### FOULS

3.8	Rohanee Cox (16g) (Perth)
3.6	Kim Morcom (21g) (Perth)
3.6	Kristen Veal (21g) (Canberra)
3.4	Jennifer Crouse (21g) (Perth)
3.4	Eleanor Sharp (13g) (Canberra)
3.4	Larissa Cavanagh (21g) (Bulleen Melb)
3.4	Natalie Porter (21g) (Townsville)

# 2003/04

Position	Team	P	W	L	For	Agst	W/L	%
1	Dandenong Rangers	21	17	4	1478	1194	80.00	123.8
2	Sydney Uni	21	13	8	1537	1404	62.00	109.5
3	Adelaide Lightning	21	13	8	1426	1277	62.00	111.7
4	Canberra Capitals	21	13	8	1468	1331	62.00	110.3
5	Townsville Fire	21	12	9	1506	1425	57.00	105.7
6	Bulleen Boomers	21	11	10	1508	1472	52.00	102.4
7	AIS	21	5	16	1307	1549	24.00	84.4
8	Perth Lynx	21	0	21	1101	1679	0.00	

## GRAND FINAL

Dandenong 63 d Sydney Uni 53

## PRELIMINARY FINAL

Sydney Uni 65 d Adelaide 61

## SEMI FINAL

Dandenong 85 d Sydney Uni 68  
Adelaide 72 d Canberra 63

## 2003/04 PLAYER AVERAGES

### POINTS PER GAME

27.9 Lauren Jackson (14g) (Canberra)  
16.5 Belinda Snell (21g) (Sydney Uni)  
16.1 Shelley Hammonds (20g) (Sydney Uni)  
15.3 Katrina Hibbert (21g) (Bulleen Melb)  
14.9 Jacinta Hamilton (17g) (Dandenong)

### FOUL SHOT %

87.2 Jessica Bibby (21g) (Dandenong) (41/47)  
84.0 Gina Stevens (21g) (Townsville) (79/94)  
84.0 Michelle Brogan (15g) (Adelaide) (42/50)  
83.3 Larissa Cavanagh (20g) (Bulleen Melb) (30/36)  
81.8 Carly Wilson (21g) (Dandenong) (27/33)

### OFFENSIVE REBOUNDS

4.6 Lauren Jackson (14g) (Canberra)  
3.1 Allie Douglas (21g) (Dandenong)  
3.0 Jacinta Hamilton (17g) (Dandenong)  
2.9 Natalie Love (18g) (Perth)  
2.9 Claudia Brassard (20g) (Townsville)  
2.9 Laura Summerton (21g) (Adelaide)

### TOTAL REBOUNDS

13.8 Lauren Jackson (14g) (Canberra)  
8.5 Gabrielle Richards (21g) (AIS)  
8.1 Jacinta Hamilton (17g) (Dandenong)  
8.0 Belinda Snell (21g) (Sydney Uni)  
7.9 Rachael Sporn (19g) (Adelaide)

### STEALS

2.0 Katrina Hibbert (21g) (Bulleen Melb)  
2.0 Emily McInerny (21g) (Dandenong)  
2.0 Gina Stevens (21g) (Townsville)  
1.9 Jodie Datson (21g) (Townsville)  
1.8 Hanna ZavecZ (17g) (AIS)  
1.8 Belinda Snell (21g) (Sydney Uni)  
1.8 Larissa Cavanagh (20g) (Bulleen Melb)  
1.8 Lauren Jackson (14g) (Canberra)

### BLOCKED SHOTS

2.4 Lauren Jackson (14g) (Canberra)  
1.4 Jacinta Hamilton (17g) (Dandenong)  
1.3 Carly Wilson (21g) (Dandenong)  
1.2 Hanna ZavecZ (17g) (AIS)

### FIELD GOAL %

54.7 Rachel Warren (15g) (AIS) (35/64)  
50.0 Lauren Jackson (14g) (Canberra) (145/290)  
49.1 Zoe Carr (20g) (Canberra) (28/57)  
48.2 Tracey Braithwaite (21g) (Adelaide) (40/83)  
47.0 Katrina Hibbert (21g) (Bulleen Melb) (124/264)

### 3PT %

46.2 Shelley Hammonds (20g) (Sydney Uni) (18/3)  
44.4 Briana Hennessy (21g) (Sydney Uni) (20/45)  
40.6 Desiree Glaubitz (21g) (Bulleen Melb) (13/32)  
40.6 Katrina Hibbert (21g) (Bulleen Melb) (39/96)  
40.2 Belinda Snell (21g) (Sydney Uni) (53/132)

### DEFENSIVE REBOUNDS

9.2 Lauren Jackson (14g) (Canberra)  
6.3 Gabrielle Richards (21g) (AIS)  
6.0 Jodie Datson (21g) (Townsville)  
5.9 Belinda Snell (21g) (Sydney Uni)  
5.3 Eva Afeaki (21g) (AIS)

### ASSISTS

4.0 Emily McInerny (21g) (Dandenong)  
3.6 Kristen Veal (20g) (Canberra)  
3.5 Jodie Datson (21g) (Townsville)  
3.4 Natalie Porter (21g) (Townsville)  
3.4 Belinda Snell (21g) (Sydney Uni)

### TURNOVERS

5.1 Kerie Hughes (21g) (Perth)  
3.7 Melissa McClure (10g) (Perth)  
3.6 Belinda Snell (21g) (Sydney Uni)  
3.4 Emily McInerny (21g) (Dandenong)  
3.4 Eva Afeaki (21g) (AIS)

### FOULS

3.3 Melissa McClure (10g) (Perth)  
3.1 Kristen Veal (20g) (Canberra)  
3.0 Jodie Datson (21g) (Townsville)  
2.9 Aneka Kerr (19g) (Townsville)  
2.9 Jo Hill (19g) (Canberra)  
2.9 Katrina Hibbert (21g) (Bulleen Melb)  
2.9 Eva Afeaki (21g) (AIS)  
2.9 Belinda Snell (21g) (Sydney Uni)  
2.9 Katie Davis (21g) (Bulleen Melb)  
2.9 Allie Douglas (21g) (Dandenong)

# 2004/05

Position	Team	P	W	L	For	Agst	W/L	%
1	Dandenong	21	19	2	1536	1306	90.00	117.61
2	Bulleen Melb	21	16	5	1569	1336	76.00	117.44
3	Sydney Uni	21	16	5	1657	1369	76.00	121.04
4	Adelaide	21	13	8	1618	1425	62.00	113.54
5	Canberra	21	9	12	1511	1572	43.00	96.12
6	Townsville	21	7	14	1532	1609	33.00	95.21
7	AIS	21	3	18	1535	1824	14.00	84.16
8	Perth	21	1	20	1203	1720	5.00	69.94

## GRAND FINAL

Dandenong 52 d Sydney Uni 47

## PRELIMINARY FINAL

Sydney Uni 79 d Bulleen 71

## SEMI FINAL

Dandenong 63 d Bulleen 59

Sydney Uni 94 d Adelaide 93

## 2004/05 PLAYER AVERAGES

### POINTS PER GAME

20.3 Belinda Snell (21g) (Sydney Uni)  
 19.9 Laura Summerton (21g) (Adelaide)  
 19.4 Katrina Hibbert (21g) (Bulleen Melb)  
 18.1 Trisha Fallon (21g) (Sydney Uni)  
 17.5 Angela Marino (21g) (Canberra)

### FOUL SHOT %

90.9 Katrina Hibbert (21g) (Bulleen Melb) (60/66)  
 84.6 Kathleen Macleod (20g) (AIS) (55/65)  
 84.5 Jenna O'Hea (20g) (AIS) (49/58)  
 83.7 Belinda Snell (21g) (Sydney Uni) (87/104)  
 83.5 Angela Marino (21g) (Canberra) (116/139)

### OFFENSIVE REBOUNDS

3.8 Jacinta Hamilton (21g) (Dandenong)  
 3.8 Claudia Brassard (21g) (Townsville)  
 3.4 Donna Loffhagen (12g) (Canberra)  
 3.1 Erin Phillips (21g) (Adelaide)  
 2.7 Laura Summerton (21g) (Adelaide)  
 2.7 Hollie Grima (21g) (Bulleen Melb)

### TOTAL REBOUNDS

10.0 Donna Loffhagen (12g) (Canberra)  
 9.5 Renae Camino (21g) (AIS)  
 9.2 Jenny Whittle (21g) (Canberra)  
 9.0 Claudia Brassard (21g) (Townsville)  
 8.9 Jacinta Hamilton (21g) (Dandenong)  
 8.9 Belinda Snell (21g) (Sydney Uni)

### STEALS

2.7 Tully Bevilaqua (15g) (Canberra)  
 2.2 Belinda Snell (21g) (Sydney Uni)  
 1.9 Emily Mcinerny (21g) (Dandenong)  
 1.8 Jenna O'Hea (20g) (AIS)  
 1.5 Erin Phillips (21g) (Adelaide)  
 1.5 Trisha Fallon (21g) (Sydney Uni)

### BLOCKED SHOTS

2.3 Jenny Whittle (21g) (Canberra)  
 1.8 Hollie Grima (21g) (Bulleen Melb)  
 1.5 Shelley Hammonds (21g) (Perth)  
 1.3 Rebecca Duke (21g) (AIS)  
 1.2 Emily Mcinerny (21g) (Dandenong)  
 1.2 Carly Wilson (21g) (Dandenong)  
 1.2 Jacinta Hamilton (21g) (Dandenong)

### FIELD GOAL %

53.8 Laura Summerton (21g) (Adelaide) (171/318)  
 49.7 Trisha Fallon (21g) (Sydney Uni) (149/300)  
 48.6 Renae Camino (21g) (AIS) (143/294)  
 48.6 Katrina Hibbert (21g) (Bulleen Melb) (157/323)  
 47.7 Donna Loffhagen (12g) (Canberra) (52/109)

### 3PT %

45.0 Tully Bevilaqua (15g) (Canberra) (36/80)  
 42.6 Jennifer Screen (21g) (Adelaide) (29/68)  
 42.4 Eleanor Sharp (21g) (Canberra) (14/33)  
 41.9 Trisha Fallon (21g) (Sydney Uni) (18/43)  
 41.7 Kathleen Macleod (20g) (AIS) (30/72)

### DEFENSIVE REBOUNDS

7.7 Jenny Whittle (21g) (Canberra)  
 6.9 Renae Camino (21g) (AIS)  
 6.7 Belinda Snell (21g) (Sydney Uni)  
 6.6 Donna Loffhagen (12g) (Canberra)  
 6.6 Emily Mcinerny (21g) (Dandenong)

### ASSISTS

5.9 Jennifer Screen (21g) (Adelaide)  
 5.3 Erin Phillips (21g) (Adelaide)  
 4.0 Belinda Snell (21g) (Sydney Uni)  
 3.9 Katrina Hibbert (21g) (Bulleen Melb)  
 3.9 Kathleen Macleod (20g) (AIS)

### TURNOVERS

3.7 Kim Morcom (18g) (Perth)  
 3.3 Katrina Hibbert (21g) (Bulleen Melb)  
 3.2 Narelle Henry (17g) (Perth)  
 3.2 Jenna O'Hea (20g) (AIS)  
 3.1 Shelley Hammonds (21g) (Perth)  
 3.1 Jennifer Screen (21g) (Adelaide)

### FOULS

3.8 Kim Morcom (18g) (Perth)  
 3.5 Megan Thompson (17g) (Perth)  
 3.2 Rebecca Duke (21g) (AIS)  
 3.1 Claudia Brassard (21g) (Townsville)  
 3.1 Angela Marino (21g) (Canberra)

# 2005/06

Position	Team	P	W	L	For	Agst	W/L	%
1	Dandenong Rangers	21	14	7	1598	1310	67.00	122
2	Adelaide Fellas	21	14	7	1768	1557	67.00	144
3	Canberra Capitals	21	14	7	1548	1402	67.00	110
4	Bulleen Boomers	21	13	8	1634	1503	62.00	109
5	Sydney Uni Flames	21	13	8	1607	1468	62.00	109
6	Townsville Fire	21	12	9	1666	1496	57.00	111
7	Perth Lynx	21	4	17	1451	1765	19.00	82
8	AIS	21	0	21	1168	1939	0.00	60

## GRAND FINAL

Canberra 68 d Dandenong 55

## PRELIMINARY FINAL

Canberra 83 d Adelaide 81 (OT)

## SEMI FINAL

Dandenong 75 d Adelaide 70

Canberra 67 d Bulleen 62

## 2005/06 PLAYER AVERAGES

### POINTS PER GAME

21.7 Deanna Smith (21g) (Perth)  
 18.2 Katrina Hibbert (21g) (Bulleen Melbourne)  
 17.0 Jenny Whittle (21g) (Canberra)  
 16.9 Jacinta Hamilton (21g) (Dandenong)  
 16.1 Belinda Snell (21g) (Sydney Uni)

### STEALS

2.3 Tully Bevilaqua (21g) (Canberra)  
 2.1 Rohanee Cox (21g) (Townsville)  
 2.1 Emily Mcinerny (21g) (Dandenong)  
 1.5 Larissa Cavanagh (21g) (Bulleen Melbourne)  
 1.5 Katrina Hibbert (21g) (Bulleen Melbourne)

### DEFENSIVE REBOUNDS

7.2 Jenny Whittle (21g) (Canberra)  
 6.1 Hollie Grima (21g) (Bulleen Melbourne)  
 6.0 Jennifer Crouse (21g) (Townsville)  
 5.8 Laura Summerton (19g) (Adelaide)  
 5.8 Rohanee Cox (21g) (Townsville)

### FOUL SHOT %

86.6 Desiree Glaubitz (20g) (Bulleen Melbourne) (58/67)  
 85.5 Katrina Hibbert (21g) (Bulleen Melbourne) (71/83)  
 83.1 Deanna Smith (21g) (Perth) (69/83)  
 82.9 Belinda Snell (21g) (Sydney Uni) (63/76)  
 80.0 Erin Phillips (21g) (Adelaide) (64/80)

### BLOCKED SHOTS

2.7 Louella Tomlinson (19g) (AIS)  
 2.4 Jennifer Crouse (21g) (Townsville)  
 2.0 Tracey Beatty (21g) (Canberra)  
 1.9 Jenny Whittle (21g) (Canberra)  
 1.3 Laura Summerton (19g) (Adelaide)  
 1.3 Carly Wilson (20g) (Dandenong)

### ASSISTS

4.9 Erin Phillips (21g) (Adelaide)  
 4.1 Emily Mcinerny (21g) (Dandenong)  
 3.9 Belinda Snell (21g) (Sydney Uni)  
 3.7 Jennifer Screen (20g) (Adelaide)  
 3.7 Katrina Hibbert (21g) (Bulleen Melbourne)

### OFFENSIVE REBOUNDS

3.3 Jacinta Hamilton (21g) (Dandenong)  
 3.2 Laura Summerton (19g) (Adelaide)  
 3.2 Rohanee Cox (21g) (Townsville)  
 3.0 Katharine Hanks (21g) (Perth)  
 3.0 Jennifer Crouse (21g) (Townsville)  
 3.0 Hollie Grima (21g) (Bulleen Melbourne)

### FIELD GOAL %

57.9 Tracey Beatty (21g) (Canberra) (70/121)  
 55.6 Tami Willey (21g) (Adelaide) (115/207)  
 52.4 Jennifer Crouse (21g) (Townsville) (86/164)  
 51.5 Abby Bishop (12g) (AIS) (53/103)  
 51.4 Jacinta Hamilton (21g) (Dandenong) (144/280)

### TURNOVERS

4.9 Katie Ebzery (21g) (AIS)  
 4.6 Mikaela Dombkins (21g) (AIS)  
 3.9 Megan Thompson (21g) (Perth)  
 3.8 Melissa Smith (19g) (AIS)  
 3.4 Deanna Smith (21g) (Perth)

### TOTAL REBOUNDS

9.1 Hollie Grima (21g) (Bulleen Melbourne)  
 9.0 Jenny Whittle (21g) (Canberra)  
 9.0 Laura Summerton (19g) (Adelaide)  
 9.0 Jennifer Crouse (21g) (Townsville)  
 9.0 Rohanee Cox (21g) (Townsville)

### 3PT %

43.0 Jennifer Screen (20g) (Adelaide) (43/100)  
 42.7 Deanna Smith (21g) (Perth) (41/96)  
 42.0 Lauren King (21g) (Townsville) (34/81)  
 39.6 Belinda Snell (21g) (Sydney Uni) (57/144)  
 38.3 Narelle Lindsay (17g) (Sydney Uni) (23/60)

### FOULS

3.5 Cayla Francis (11g) (AIS)  
 3.5 Abby Bishop (12g) (AIS)  
 3.5 Jennifer Crouse (21g) (Townsville)  
 3.4 Melissa Smith (19g) (AIS)  
 3.3 Laura Summerton (19g) (Adelaide)

# 2006/07

Position	Team	P	W	L	For	Agst	W/L	%
1st	Sydney Uni	21	16	5	1718	1455	76.00	118.1
2nd	Canberra	21	15	6	1582	1393	71.00	113.6
3rd	Adelaide	21	15	6	1597	1490	71.00	107.2
4th	Dandenong	21	12	9	1482	1437	57.00	103.3
5th	Bulleen Melbourne	21	12	9	1590	1550	57.00	102.6
6th	Townsville	21	10	11	1714	1626	48.00	105.4
7th	Perth	21	3	18	1302	1633	14.00	79.7
8th	AIS	21	1	20	1312	1716	5.00	76.5

## PRELIMINARY FINAL

Sydney Uni 74 d Canberra 65  
Adelaide 66 d Dandenong 61

## PRELIMINARY FINAL

Canberra 82 d Adelaide 74

## GRAND FINAL

Canberra 73 d Sydney Uni 59

# 2006/07 PLAYER AVERAGES

## POINTS PER GAME

19.2 Hollie Grima (21g) (Bulleen Melbourne)  
18.6 Natalie Porter (21g) (Sydney Uni)  
18.4 Renae Camino (21g) (Townsville)  
18.1 Jenna O'Hea (19g) (Dandenong)  
18.0 Rohanee Cox (20g) (Townsville)

## FOUL SHOT %

89.8 Kathleen Macleod (11g) (Dandenong) (44/49)  
88.4 Carly Wilson (21g) (Perth) (61/69)  
84.1 Jenna O'Hea (19g) (Dandenong) (95/113)  
81.3 Caitlin Ryan (21g) (Dandenong) (61/75)  
79.3 Tracy Gahan (20g) (Adelaide) (92/116)  
79.3 Natalie Porter (21g) (Sydney Uni) (69/87)

## OFFENSIVE REBOUNDS

3.7 Tracy Gahan (20g) (Adelaide)  
3.5 Abby Bishop (21g) (Canberra)  
3.1 Rohanee Cox (20g) (Townsville)  
2.8 Renae Camino (21g) (Townsville)  
2.8 Hollie Grima (21g) (Bulleen Melbourne)

## TOTAL REBOUNDS

11.1 Hollie Grima (21g) (Bulleen Melbourne)  
8.9 Tracy Gahan (20g) (Adelaide)  
8.4 Cayla Francis (21g) (AIS)  
8.2 Jennifer Crouse (21g) (Townsville)  
8.0 Abby Bishop (21g) (Canberra)

## STEALS

2.5 Emily Mcinerny (21g) (Dandenong)  
2.2 Tully Bevilaqua (21g) (Canberra)  
1.9 Rohanee Cox (20g) (Townsville)  
1.7 Donna Loffhagen (14g) (Canberra)  
1.7 Sharin Milner (21g) (Bulleen Melbourne)

## BLOCKED SHOTS

2.8 Tracey Beatty (21g) (Canberra)  
2.4 Jennifer Crouse (21g) (Townsville)  
1.7 Marianna Tolo (21g) (AIS)  
1.6 Cayla Francis (21g) (AIS)  
1.1 Rohanee Cox (20g) (Townsville)

## FIELD GOAL %

59.2 Jennifer Crouse (21g) (Townsville) (90/152)  
53.6 Tracy Gahan (20g) (Adelaide) (74/138)  
53.3 Marianna Tolo (21g) (AIS) (72/135)  
51.2 Rohanee Cox (20g) (Townsville) (131/256)  
50.2 Sharin Milner (21g) (Bulleen Melbourne) (106/211)

## 3PT %

42.4 Kathleen Macleod (11g) (Dandenong) (14/33)  
39.7 Tania Heritage (21g) (Townsville) (27/68)  
39.4 Natalie Porter (21g) (Sydney Uni) (26/66)  
39.3 Kristen Veal (21g) (Sydney Uni) (35/89)  
35.9 Kate Mmeken-Ruscoe (21g) (Bulleen Melb) (23/64)

## DEFENSIVE REBOUNDS

8.4 Hollie Grima (21g) (Bulleen Melbourne)  
6.3 Cayla Francis (21g) (AIS)  
5.7 Jennifer Crouse (21g) (Townsville)  
5.6 Emily Mcinerny (21g) (Dandenong)  
5.5 Tracey Beatty (21g) (Canberra)

## ASSISTS

4.9 Erin Phillips (17g) (Adelaide)  
4.6 Desiree Glaubitz (21g) (Bulleen Melbourne)  
3.9 Sharin Milner (21g) (Bulleen Melbourne)  
3.6 Samantha Woosnam (19g) (Adelaide)  
3.6 Kristen Veal (21g) (Sydney Uni)

## TURNOVERS

3.5 Katie Ebzery (20g) (AIS)  
3.1 Rohanee Cox (20g) (Townsville)  
3.0 Caitlin Ryan (21g) (Dandenong)  
3.0 Rebecca Schatz (21g) (AIS)  
2.8 Cayla Francis (21g) (AIS)

## FOULS

3.8 Nicole Hunt (13g) (AIS)  
3.6 Abby Bishop (21g) (Canberra)  
3.4 Desiree Glaubitz (21g) (Bulleen Melbourne)  
3.4 Cayla Francis (21g) (AIS)  
3.2 Jennifer Crouse (21g) (Townsville)

# 2007/08

Position	Team	P	W	L	For	Agst	W/L	%
1st	Adelaide	24	21	3	2110	1800	87.5	117.22
2nd	Sydney Uni	24	17	7	1957	1781	70.83	109.88
3rd	Canberra	24	17	7	1881	1677	70.83	112.16
4th	Dandenong	24	12	12	1736	1667	50	101.4
5th	Bulleen Melbourne	24	11	13	1816	1787	45.83	100
6th	Townsville	24	10	14	1597	1575	41.67	104.14
7th	Bendigo	24	10	14	1751	1751	41.67	101.62
8th	Christchurch	24	9	15	1732	1889	37.5	88.11
9th	AIS	24	8	16	1615	1833	33.33	91.69
10th	Perth	24	5	19	1517	1952	20.83	77.72

## SEMI FINAL

Sydney Uni 90 d Adelaide 71  
Dandenong 60 d Canberra 54

## PRELIMINARY FINAL

Adelaide 74 d Dandenong 64

## GRAND FINAL

Adelaide 92 d Sydney Uni 82

## 2007/08 PLAYER AVERAGES

### POINTS PER GAME

24.6 Natalie Porter (23g) (Sydney Uni)  
21.5 Rohanee Cox (24g) (Townsville)  
18.1 Emma Randall (24g) (Bulleen Melbourne)  
16.7 Renae Camino (24g) (Adelaide Link)  
16.6 Carly Wilson (13g) (Perth)

### FOUL SHOT %

83.3 Kathleen MacLeod (24g) (Bendigo) (105/126)  
83.0 Tracy Gahan (24g) (Adelaide Link) (88/106)  
82.2 Michelle Musselwhite (22g) (Sydney Uni) (60/73)  
82.1 Jessica Foley (23g) (Adelaide Link) (69/84)  
81.6 Angela Marino (24g) (Adelaide Link) (84/103)

### OFFENSIVE REBOUNDS

4.2 Jennifer Crouse (24g) (Townsville)  
3.4 Michelle Brogan (16g) (Dandenong)  
3.3 Rohanee Cox (24g) (Townsville)  
3.2 Tracy Gahan (24g) (Adelaide Link)  
3.1 Natalie Porter (23g) (Sydney Uni)

### TOTAL REBOUNDS

12.1 Jennifer Crouse (24g) (Townsville)  
10.9 Cayla Francis (22g) (AIS)  
9.7 Emma Randall (24g) (Bulleen Melbourne)  
9.5 Tracy Gahan (24g) (Adelaide Link)  
9.3 Abby Bishop (24g) (Canberra)

### STEALS

2.6 Tully Bevilaqua (22g) (Canberra)  
2.1 Sharin Milner (21g) (Bulleen Melbourne)  
1.9 Samantha Richards (24g) (Perth)  
1.8 Rohanee Cox (24g) (Townsville)  
1.7 Donna Wilkins (22g) (Christchurch)

### BLOCKED SHOTS

2.3 Jennifer Crouse (24g) (Townsville)  
2.3 Tracey Beatty (24g) (Canberra)  
1.7 Marianna Tolo (22g) (AIS)  
1.4 Marita Payne (14g) (Bendigo)  
1.3 Karen Ashby (24g) (Bendigo)

### FIELD GOAL %

58.2 Tracey Beatty (24g) (Canberra) (113/194)  
57.1 Tracy Gahan (24g) (Adelaide Link) (109/191)  
54.5 Marianna Tolo (22g) (AIS) (115/211)  
54.2 Karen Ashby (24g) (Bendigo) (128/236)  
52.8 Noni Wharemate (12g) (Christchurch) (47/89)  
51.5 Gabrielle Richards (24g) (Bendigo) (141/274)

### 3PT %

47.2 Jessica Foley (23g) (Adelaide Link) (34/72)  
46.5 Alicia Poto (24g) (Sydney Uni) (53/114)  
43.1 Natalie Hurst (24g) (Canberra) (47/109)  
41.4 Donna Wilkins (22g) (Christchurch) (29/70)  
40.8 Mia Newley (23g) (AIS) (29/71)

### DEFENSIVE REBOUNDS

9.2 Cayla Francis (22g) (AIS)  
8.0 Jennifer Crouse (24g) (Townsville)  
7.9 Emma Randall (24g) (Bulleen Melbourne)  
6.6 Abby Bishop (24g) (Canberra)  
6.3 Tracy Gahan (24g) (Adelaide Link)

### ASSISTS

5.3 Kathleen MacLeod (24g) (Bendigo)  
4.7 Natalie Porter (23g) (Sydney Uni)  
4.1 Samantha Richards (24g) (Perth)  
4.1 Desiree Glaubitz (24g) (Bulleen Melbourne)  
4.1 Nicole Hunt (24g) (AIS)

### TURNOVERS

4.4 Nicole Hunt (24g) (AIS)  
4.0 Rohanee Cox (24g) (Townsville)  
3.5 Kathleen MacLeod (24g) (Bendigo)  
3.3 Natalie Porter (23g) (Sydney Uni)  
3.3 Cayla Francis (22g) (AIS)

### FOULS

3.7 Tracey Beatty (24g) (Canberra)  
3.6 Abby Bishop (24g) (Canberra)  
3.5 Cayla Francis (22g) (AIS)  
3.2 Rohanee Cox (24g) (Townsville)  
3.0 Kelly Wilson (23g) (Townsville)

# 2008/09

Position	Team	P	W	L	For	Agst	W/L	%
1st	Canberra	22	19	3	1804	1498	86.36	120.43
2nd	Bulleen	22	17	5	1747	1572	77.27	111.13
3rd	Townsville	22	16	6	1716	1416	72.73	121.19
4th	Adelaide	22	15	7	1790	1625	68.18	110.15
5th	Bendigo	22	14	8	1689	1611	63.64	104.84
6th	Sydney Uni	22	9	13	1600	1657	40.91	96.56
7th	Dandenong	22	7	15	1466	1434	31.82	102.23
8th	Logan	22	7	15	1486	1586	31.82	93.69
9th	Perth	22	4	18	1567	2069	18.18	75.74
10th	ALS	22	2	20	1364	1761	9.09	77.46

## GRAND FINAL

Canberra 61 d Bulleen 58

## PRELIMINARY FINAL

Bulleen 79 d Townsville 68

## SEMI FINAL

Canberra 60 d Bullen 52  
Townsville 91 d Adelaide 78

## ELIMINATION FINAL

Adelaide 81 d Bendigo 73

## 2008/09 PLAYER AVERAGES

### POINTS PER GAME

21.2 Rohanee Cox (22g) (Townsville)  
20.8 Deanna Smith (17g) (Perth)  
19.3 Kristi Harrower (19g) (Bendigo)  
17.8 Alicia Poto (21g) (Sydney)  
17.3 Abby Bishop (22g) (Canberra)

### STEALS

2.5 Alicia Poto (21g) (Sydney)  
2.4 Kristen Veal (22g) (Logan)  
2.2 Emily McInerney (22g) (Dandenong)  
1.8 Sharin Milner (22g) (Bulleen)  
1.6 Rebecca Duke (22g) (Adelaide)

### DEFENSIVE REBOUNDS

7.0 Jennifer Crouse (22g) (Townsville)  
6.8 Abby Bishop (22g) (Canberra)  
6.5 Shelley Hammonds (20g) (Bulleen)  
6.3 Tracy Gahan (22g) (Adelaide)  
6.2 Cayla Francis (22g) (Adelaide)

### FOUL SHOT %

89.7 Deanna Smith (17g) (Perth) (87/97)  
84.6 Angela Marino (22g) (Adelaide) (99/117)  
81.3 Lindsey Pluimer (22g) (Sydney) (65/80)  
80.2 Kristi Harrower (19g) (Bendigo) (65/81)  
80.2 Alicia Poto (21g) (Sydney) (65/81)

### BLOCKED SHOTS

2.5 Jennifer Crouse (22g) (Townsville)  
2.1 Marianna Tolo (22g) (Canberra)  
1.7 Tracey Beatty (21g) (Canberra)  
1.6 Elizabeth Cambage (16g) (ALS)  
1.5 Marita Payne (17g) (Adelaide)

### ASSISTS

5.9 Kristi Harrower (19g) (Bendigo)  
5.6 Sharin Milner (22g) (Bulleen)  
4.9 Rachael Flanagan (22g) (Townsville)  
4.6 Deanna Smith (17g) (Perth)  
4.5 Kristen Veal (22g) (Logan)

### OFFENSIVE REBOUNDS

3.9 Abby Bishop (22g) (Canberra)  
3.7 Jennifer Crouse (22g) (Townsville)  
3.5 Tracy Gahan (22g) (Adelaide)  
3.2 Rohanee Cox (22g) (Townsville)  
3.0 Cayla Francis (22g) (Adelaide)

### FIELD GOAL %

62.6 Elizabeth Cambage (16g) (ALS) (87/139)  
55.5 Holly Smith (22g) (Logan) (81/146)  
55.0 Marianna Tolo (22g) (Canberra) (77/140)  
53.2 Rhonda Price (21g) (Sydney) (91/171)  
51.3 Jennifer Crouse (22g) (Townsville) (119/232)

### TURNOVERS

5.5 Deanna Smith (17g) (Perth)  
3.4 Kristi Harrower (19g) (Bendigo)  
3.3 Kellie Abrams (22g) (Canberra)  
3.3 Rohanee Cox (22g) (Townsville)  
3.1 Kate Malpass (22g) (Perth)

### TOTAL REBOUNDS

10.7 Abby Bishop (22g) (Canberra)  
10.6 Jennifer Crouse (22g) (Townsville)  
9.7 Tracy Gahan (22g) (Adelaide)  
9.2 Cayla Francis (22g) (Adelaide)  
8.9 Shelley Hammonds (20g) (Bulleen)

### 3PT %

45.6 Lisa Pardon (22g) (Bulleen) (31/68)  
41.6 Natalie Hurst (19g) (Canberra) (32/77)  
41.4 Deanna Smith (17g) (Perth) (29/70)  
41.1 Kristi Harrower (19g) (Bendigo) (39/95)  
40.3 Katrina Hibbert (19g) (Bulleen) (29/72)

### FOULS

3.8 Eva Afeaki (22g) (Sydney)  
3.7 Joneatta Brown (13g) (Perth)  
3.7 Elizabeth Cambage (16g) (ALS)  
3.6 Sally Potocki (22g) (Sydney)  
3.5 Brittany Davis (22g) (Logan)



# 2009/10

Position	Team	P	W	L	For	Agst	W/L	%
1st	Bulleen	22	21	1	1969	1491	95.45	132.06
2nd	Sydney Uni	22	17	5	1785	1510	77.27	118.21
3rd	Canberra	22	16	6	1803	1476	72.73	122.15
4th	Townsville	22	14	8	1775	1566	63.64	113.35
5th	Bendigo	22	13	9	1693	1587	59.09	106.68
6th	Adelaide	22	13	9	1714	1678	59.09	102.15
7th	Dandenong	22	7	15	1548	1654	31.82	93.59
8th	Logan	22	6	16	1509	1590	27.27	94.91
9th	Perth	22	2	20	1488	1921	9.09	77.46
10th	AIS	22	1	21	1191	2002	4.55	59.49

## GRAND FINAL

Canberra 75 d Bulleen 70

## PRELIMINARY FINAL

Canberra 61 d Sydney 56

## SEMI FINAL

Bulleen 72 d Sydney 55

Canberra 60 d Townsville 39

## ELIMINATION FINAL

Townsville 84 d Bendigo 73

## 2009/10 PLAYER AVERAGES

### POINTS PER GAME

24.6	Suzy Batkovic (20g) (Sydney)
23.8	Kristi Harrower (22g) (Bendigo)
20.7	Elizabeth Cabbage (22g) (Bulleen)
19.9	Rohanee Cox (11g) (Townsville)
16.6	Deanna Smith (22g) (Sydney)

### STEALS

2.2	Kristen Veal (21g) (Logan)
1.9	Suzy Batkovic (20g) (Sydney)
1.9	Madeline Taylor (14g) (AIS)
1.7	Rachael Flanagan (19g) (Townsville)
1.6	Kate Malpass (22g) (Perth)

### DEFENSIVE REBOUNDS

7.2	Cayla Francis (22g) (Adelaide)
7.0	Suzy Batkovic-Brown (20g) (Sydney)
6.4	Elizabeth Cabbage (22g) (Bulleen)
6.0	Aneka Davis (20g) (Townsville)
5.2	Samantha Woosnam (22g) (Adelaide)

### FOUL SHOT %

87.0	Rohanee Cox (11g) (Townsville) (60/69)
84.3	Deanna Smith (22g) (Sydney) (75/89)
83.6	Jenna O'Hea (22g) (Bulleen) (56/67)
83.4	Kristi Harrower (22g) (Bendigo) (121/145)
82.5	Angela Marino (18g) (Adelaide) (85/103)

### BLOCKED SHOTS

3.0	Marianna Tolo (22g) (Canberra)
1.7	Suzy Batkovic (20g) (Sydney)
1.7	Elizabeth Cabbage (22g) (Bulleen)
1.5	Cayla Francis (22g) (Adelaide)
1.2	Hanna Zavec (22g) (Bulleen)

### ASSISTS

5.0	Kristi Harrower (22g) (Bendigo)
4.9	Kristen Veal (21g) (Logan)
4.7	Jenna O'Hea (22g) (Bulleen)
4.5	Sharin Milner (21g) (Bulleen)
4.4	Deanne Butler (22g) (Sydney)

### OFFENSIVE REBOUNDS

4.8	Tanya Smith (20g) (Townsville)
3.3	Aneka Davis (20g) (Townsville)
3.2	Elizabeth Cabbage (22g) (Bulleen)
3.0	Ashley Lindsey (22g) (Dandenong)
3.0	Deanna Smith (22g) (Sydney)

### FIELD GOAL %

59.1	Elizabeth Cabbage (22g) (Bulleen) (169/286)
55.9	Marianna Tolo (22g) (Canberra) (119/213)
50.4	Ashley Gilmore (22g) (Perth) (69/137)
50.2	Elyse Penaluna (20g) (Bulleen) (111/221)
50.0	Deanna Smith (22g) (Sydney) (130/260)

### TURNOVERS

4.0	Bianca Abbott (21g) (Logan)
3.9	Kate Malpass (22g) (Perth)
3.8	Nadeen Payne (18g) (AIS)
3.8	Kristen Veal (21g) (Logan)
3.4	Tess Madgen (19g) (AIS)

### TOTAL REBOUNDS

9.6	Elizabeth Cabbage (22g) (Bulleen)
9.6	Tanya Smith (20g) (Townsville)
9.5	Cayla Francis (22g) (Adelaide)
9.2	Aneka Davis (20g) (Townsville)
8.8	Suzy Batkovic (20g) (Sydney)

### 3PT %

40.8	Sarah Graham (18g) (Logan) (29/71)
40.5	Deanna Smith (22g) (Sydney) (30/74)
40.0	Kristi Harrower (22g) (Bendigo) (44/110)
40.0	Chelsea Aubry (22g) (Bendigo) (34/85)
38.0	Rohanee Cox (11g) (Townsville) (19/50)

### FOULS

3.8	Danielle Campbell (21g) (Perth)
3.3	Natalie Purcell (22g) (Logan)
3.3	Suzy Batkovic-Brown (20g) (Sydney)
3.2	Rachael Flanagan (19g) (Townsville)
3.1	Casey Nash (22g) (Dandenong)

# 2010/11

Position	Team	P	W	L	For	Agst	W/L	%
1st	Bulleen	22	19	3	1872	1451	86.36	129.01
2nd	Canberra	22	18	4	1783	1466	81.82	121.62
3rd	Bendigo	22	15	7	1567	1507	68.18	103.98
4th	Dandenong	22	12	10	1714	1568	54.55	109.31
5th	Logan	22	12	10	1650	1607	54.55	102.68
6th	Sydney	22	10	12	1560	1583	45.45	98.55
7th	Townsville	22	10	12	1496	1535	45.45	97.46
8th	West Coast	22	8	14	1572	1724	36.36	91.18
9th	Adelaide	22	3	19	1631	1861	13.64	87.64
10th	AIS	22	3	19	1223	1766	13.64	69.25

## GRAND FINAL

Bulleen 103 d Canberra 78

## PRELIMINARY FINAL

Canberra 83 d Bendigo 78

## SEMI FINAL

Bulleen 71 d Canberra 67

Bendigo 74 d Logan 53

## ELIMINATION FINAL

Logan 83 d Dandenong 73

## 2010/11 PLAYER AVERAGES

### POINTS PER GAME

22.3 Elizabeth Cabbage (22g) (Bulleen)

18.6 Amy Denson (22g) (Sydney)

15.7 Tess Madgen (22g) (Bendigo)

15.2 Angela Marino (20g) (Adelaide)

15.0 Katie-Rae Ebzery (22g) (Sydney)

### STEALS

2.5 Kristen Veal (22g) (Logan)

2.1 Tully Bevilaqua (21g) (West Coast Waves)

2.1 Suzy Batkovic (12g) (Canberra)

1.9 DeMya Walker (15g) (Adelaide)

1.7 Rebecca Cole (22g) (AIS)

### DEFENSIVE REBOUNDS

6.9 Cayla Francis (22g) (Logan)

5.8 Marianna Tolo (22g) (Canberra)

5.6 Elizabeth Cabbage (22g) (Bulleen)

5.5 Kristen Veal (22g) (Logan)

5.1 Elyse Penaluna (22g) (Bulleen)

### FOUL SHOT %

89.7 Angela Marino (20g) (Adelaide) (70/78)

86.9 Katie-Rae Ebzery (22g) (Sydney) (86/99)

84.9 Kathleen MacLeod (19g) (Dandenong) (62/73)

84.9 Natalie Porter (15g) (Sydney) (45/53)

84.3 Jo Hill (22g) (Townsville) (59/70)

### BLOCKED SHOTS

2.8 Elizabeth Cabbage (22g) (Bulleen)

2.6 Marianna Tolo (22g) (Canberra)

1.9 DeMya Walker (15g) (Adelaide)

1.6 Ashley Robinson (13g) (Dandenong)

1.4 Mia Newley (22g) (Adelaide)

### ASSISTS

5.8 Kristen Veal (22g) (Logan)

5.4 Kathleen MacLeod (19g) (Dandenong)

5.2 Jenna O'Hea (14g) (Bulleen)

5.2 Kristi Harrower (19g) (Bendigo)

4.9 Rachael Flanagan (22g) (Townsville)

### OFFENSIVE REBOUNDS

3.1 Marianna Tolo (22g) (Canberra)

3.0 Gabrielle Richards (22g) (Bendigo)

3.0 Tracy Gahan (22g) (Dandenong)

2.8 Elizabeth Cabbage (22g) (Bulleen)

2.7 Leanne Evans (22g) (Townsville)

### FIELD GOAL %

59.6 Elizabeth Cabbage (22g) (Bulleen) (187/314)

56.3 Marianna Tolo (22g) (Canberra) (120/213)

54.7 Tracy Gahan (22g) (Dandenong) (75/137)

54.6 Gabrielle Richards (22g) (Bendigo) (89/163)

52.4 Nadeen Payne (13g) (Townsville) (44/84)

### TURNOVERS

4.2 DeMya Walker (15g) (Adelaide)

3.6 Rebecca Cole (22g) (AIS)

3.5 Rachael Flanagan (22g) (Townsville)

3.5 Katie-Rae Ebzery (22g) (Sydney)

3.1 Kristen Veal (22g) (Logan)

### TOTAL REBOUNDS

9.3 Cayla Francis (22g) (Logan)

8.9 Marianna Tolo (22g) (Canberra)

8.4 Elizabeth Cabbage (22g) (Bulleen)

7.4 Tracy Gahan (22g) (Dandenong)

7.4 Elyse Penaluna (22g) (Bulleen)

### 3PT %

41.9 Rebecca Mercer (19g) (West Coast Waves) (26/62)

39.5 Sarah Graham (22g) (Logan) (49/124)

39.0 Stephanie Cumming (22g) (Dandenong) (30/77)

37.8 Jessica Bibby (20g) (Canberra) (37/98)

37.2 Melissa Marsh (21g) (West Coast Waves) (48/129)

### FOULS

3.5 Abby Bishop (20g) (Dandenong)

3.5 DeMya Walker (15g) (Adelaide)

3.4 Leanne Evans (22g) (Townsville)

3.2 Ashley Robinson (13g) (Dandenong)

3.1 Rachel Jarry (18g) (Bulleen)

# 2011/12

Position	Team	P	W	L	For	Agst	W/L	%
1st	Adelaide	22	18	4	1695	1485	114.14	81.82
2nd	Bulleen	22	15	7	1799	1650	109.03	68.18
3rd	Dandenong	22	14	8	1778	1554	114.41	63.64
4th	Townsville	22	13	9	1659	1565	106.01	59.09
5th	Sydney	22	13	9	1666	1581	105.38	59.09
6th	Bendigo	22	12	10	1647	1481	111.21	54.55
7th	Logan	22	12	10	1583	1521	104.08	54.55
8th	Canberra	22	9	13	1642	1625	101.05	40.91
9th	West Coast	22	2	20	1396	1834	76.12	9.09
10th	AIS	22	2	20	1264	1833	68.96	9.09

## GRAND FINAL

Dandenong 94 d Bulleen 70

## PRELIMINARY FINAL

Dandenong 91 d Adelaide 78

## SEMI FINAL

Dandenong 77 d Townsville 66

Bulleen 73 d Adelaide 70

## ELIMINATION FINAL

Townsville 85 d Sydney 78

## 2011/12 PLAYER AVERAGES

### POINTS PER GAME

24.3 Suzy Batkovic (18g) (Adelaide)  
 20.7 Elizabeth Cabbage (22g) (Bulleen)  
 19.0 Belinda Snell (22g) (Sydney)  
 17.1 Amy Denson (22g) (Sydney)  
 17.0 Kathleen MacLeod (22g) (Dandenong)

### STEALS

2.4 Suzy Batkovic (18g) (Adelaide)  
 2.4 Johannah Leedham (17g) (West Coast Waves)  
 2.0 Rohanee Cox (22g) (West Coast)  
 1.8 Sara Blicavs (21g) (AIS)  
 1.7 Belinda Snell (22g) (Sydney)

### DEFENSIVE REBOUNDS

8.2 Suzy Batkovic (18g) (Adelaide)  
 8.0 Cayla Francis (22g) (Logan)  
 7.1 Elizabeth Cabbage (22g) (Bulleen)  
 6.9 Shanavia Dowdell (22g) (Townsville)  
 5.8 Rohanee Cox (22g) (West Coast)

### FOUL SHOT %

94.0 Carly Wilson (22g) (Canberra) (47/50)  
 87.4 Deanna Smith (21g) (Bendigo) (76/87)  
 86.4 Katie-Rae Ebzery (22g) (Sydney) (51/59)  
 86.0 Brigitte Ardossi (22g) (Canberra) (43/50)  
 86.0 Amy Denson (22g) (Sydney) (43/50)

### BLOCKED SHOTS

3.1 Marianna Tolo (22g) (Canberra)  
 2.6 Elizabeth Cabbage (22g) (Bulleen)  
 1.8 Cayla Francis (22g) (Logan)  
 1.7 Louella Tomlinson (20g) (Dandenong)  
 1.4 Suzy Batkovic (18g) (Adelaide)

### ASSISTS

7.4 Kathleen MacLeod (22g) (Dandenong)  
 4.6 Jenna O'Hea (21g) (Dandenong)  
 4.5 Alicia Poto (22g) (Sydney)  
 4.3 Samantha Richards (18g) (Bulleen)  
 4.3 Belinda Snell (22g) (Sydney)

### OFFENSIVE REBOUNDS

3.5 Abby Bishop (22g) (Adelaide)  
 3.5 Elizabeth Cabbage (22g) (Bulleen)  
 3.1 Gabrielle Richards (22g) (Bendigo)  
 3.0 Marianna Tolo (22g) (Canberra)  
 3.0 Rachel Jarry (22g) (Bulleen)

### FIELD GOAL %

59.4 Elizabeth Cabbage (22g) (Bulleen) (181/305)  
 55.7 Marianna Tolo (22g) (Canberra) (123/221)  
 54.4 Shanavia Dowdell (22g) (Townsville) (156/287)  
 49.6 Suzy Batkovic (18g) (Adelaide) (179/361)  
 48.1 Krista Phillips (21g) (Dandenong) (91/189)

### TURNOVERS

3.9 Rohanee Cox (22g) (West Coast)  
 3.7 Nicole Hunt (22g) (Canberra)  
 3.5 Casey Samuels (21g) (AIS)  
 3.5 Sara Blicavs (21g) (AIS)  
 3.2 Suzy Batkovic (18g) (Adelaide)

### TOTAL REBOUNDS

10.9 Suzy Batkovic (18g) (Adelaide)  
 10.6 Elizabeth Cabbage (22g) (Bulleen)  
 10.3 Cayla Francis (22g) (Logan)  
 9.5 Shanavia Dowdell (22g) (Townsville)  
 8.6 Marianna Tolo (22g) (Canberra)

### 3PT %

44.0 Sarah Graham (22g) (Logan) (40/91)  
 41.2 Jessica Foley (22g) (Townsville) (35/85)  
 40.5 Stephanie Cumming (22g) (Dandenong) (34/84)  
 40.0 Angela Marino (22g) (Adelaide) (38/95)  
 39.0 Rohanee Cox (22g) (West Coast Waves) (32/82)

### FOULS

3.3 Krista Phillips (21g) (Dandenong)  
 3.3 Casey Samuels (21g) (AIS)  
 3.1 Suzy Batkovic (18g) (Adelaide)  
 3.1 Abby Bishop (22g) (Adelaide)  
 3.0 Nicole Hunt (22g) (Canberra)

# 2012/13

Position	Team	P	W	L	For	Agst	W/L	%
1st	Bendigo	24	21	3	1799	1564	87.50	115.03
2nd	Dandenong	24	19	5	2076	1730	79.17	120.00
3rd	Adelaide	24	18	6	1915	1652	75.00	115.92
4th	Townsville	24	13	11	1727	1721	54.17	100.35
5th	Bulleen	24	10	14	1757	1773	41.67	99.10
6th	Logan	24	8	16	1646	1836	33.33	89.65
7th	Sydney Uni	24	8	16	1816	1871	33.33	97.06
8th	Canberra	24	7	17	1574	1825	29.17	86.25
9th	West Coast	24	4	20	1456	1794	16.67	81.16

## GRAND FINAL

Bendigo 71 d Townsville 57

## PRELIMINARY FINAL

Townsville 78 d Dandenong 64

## SEMI FINAL

Bendigo 78 d Dandenong 71

Townsville 60 d Adelaide 53

## 2012/13 PLAYER AVERAGES

### POINTS PER GAME

21.32	Suzy Batkovic (19g) (Adelaide)
18.24	April Sykes (21g) (Sydney)
17.08	Kathleen MacLeod (24g) (Dandenong)
16.29	Kelsey Griffin (17g) (Bendigo)
15.87	Gabrielle Richards (23g) (Bendigo)

### STEALS

1.82	Kelsey Griffin (17g) (Bendigo)
1.78	Alicia Poto (23g) (Sydney)
1.67	Kristen Veal (24g) (Logan)
1.65	Rohanee Cox (20) (Sydney)
1.58	Alison Downie (24g) (Dandenong)

### DEFENSIVE REBOUNDS

7.26	Suzy Batkovic (19g) (Adelaide)
5.55	Brigitte Ardossi (20g) (Canberra)
4.94	Kelsey Griffin (17g) (Bendigo)
4.75	Jessica Adair (16g) (Townsville)
4.65	Gabrielle Richards (23g) (Bendigo)

### FREE THROW %

88.4	Katie-Rae Ebzery (24g) (Sydney) (84/95)
87.1	Kathleen MacLeod (24g) (Dandenong) (81/93)
86.4	Jenna O'Hea (22g) (Dandenong) (76/88)
80.2	Gabrielle Richards (23) (Bendigo) (73/91)
79.8	Emma Langford (20) (Logan) (79/99)

### BLOCKED SHOTS

2.63	Suzy Batkovic (19g) (Adelaide)
1.58	Hollie Florance (24g) (Bulleen)
1.20	Rohanee Cox (20g) (Sydney)
1.17	Elyse Penaluna (18g) (Bulleen)
1.08	Kayla Standish (24g) (Townsville)

### ASSISTS

2.63	Suzy Batkovic (19g) (Adelaide)
1.58	Hollie Florance (24g) (Bulleen)
1.20	Rohanee Cox (20g) (Sydney)
1.17	Elyse Penaluna (18g) (Bulleen)
1.08	Kayla Standish (24g) (Townsville)

### OFFENSIVE REBOUNDS

4.26	Gabrielle Richards (22g) (Bendigo)
3.46	Rachel Jarry (24g) (Bulleen)
3.38	Natalie Burton (24g) (West Coast)
3.33	Krista Phillips (18g) (Dandenong)
3.18	Kelsey Griffin (17) (Bendigo)

### FIELD GOAL %

56.8	Laura Hodges (19g) (Adelaide) (108/190)
52.2	Tegan Cunningham (24g) (Dandenong) (107/205)
51.2	Gabrielle Richards (23g) (Bendigo) (145/283)
50.7	Jessica Adair (16g) (Townsville) (71/140)
48.9	Rohanee Cox (20g) (Sydney) (96/196)

### TOTAL REBOUNDS

9.79	Suzy Batkovic (19g) (Adelaide)
8.91	Gabrielle Richards (23g) (Bendigo)
8.50	Brigitte Ardossi (20g) (Canberra)
8.12	Kelsey Griffin (17g) (Bendigo)
7.78	Krista Phillips (18g) (Dandenong)

### 3PT %

46.7	Alicia Poto (23g) (Sydney) (49/105)
45.8	Jenni Screen (22g) (Adelaide) (22/48)
44.6	Stephanie Cumming (24g) (Dandenong) (33/74)
42.5	Alice Kunek (24g) (Bulleen) (37/87)
40.1	Laurie Koehn (21g) (Logan) (69/172)

# 2013/14

Position	Team	P	W	L	For	Agst	W/L	%
1st	Bendigo	24	21	2	1884	1531	91.7	123.06
2nd	Dandenong	24	16	8	2005	1805	66.67	111.08
3rd	Townsville	24	16	8	1891	1691	66.67	111.83
4th	Melbourne	24	14	10	1634	1616	58.53	101.11
5th	Adelaide	24	12	12	1755	1707	50	102.81
6th	Sydney	24	10	14	1764	1720	41.67	102.56
7th	Canberra	24	10	14	1829	1865	41.67	98.07
8th	Logan	24	7	17	1699	1900	29.17	89.42
9th	West Coast	24	1	23	1323	1949	4.17	67.88

## GRAND FINAL

Bendigo 94 d Townsville 83

## PRELIMINARY FINAL

Townsville 74 d Dandenong 71

## SEMI FINAL

Townsville 78 d Melbourne 73

Bendigo 71 d Dandenong 62

## 2013/14 PLAYER AVERAGES

### POINTS PER GAME

515 Suzy Batkovic (Townsville)  
 469 Jenna O'Hea (Dandenong)  
 444 Abby Bishop (Canberra Capitals)  
 410 Laura Hodges (Adelaide Lightning)  
 399 Alice Kunek (Dandenong Rangers)

### STEALS

45 Rebecca Allen (Melbourne Boomers)  
 43 Natalie Novosel (Dandenong Rangers)  
 38 Suzy Batkovic (Townsville Fire)  
 37 Leilani Mitchell (Dandenong Rangers)  
 34 Alicia Poto (Sydney Uni Flames)

### ASSISTS

46 Suzy Batkovic (Townsville)  
 42 Rebecca Allen (Melbourne Boomers)  
 29 Carley Mijovic (Canberra Capitals)  
 26 Carly Wilson (Canberra Capitals)  
 25 Kelsey Griffin (Bendigo Spirit)

### FREE THROW %

92.3 Stephanie Cumming (Townsville)  
 90.3 Katie-Rae Ebzery (Sydney Uni Flames)  
 89.9 Alice Kunek (Dandenong Rangers)  
 88.3 Natalie Hurst (Canberra Capitals)  
 86.5 Lasondra Barrett (Sydney Uni Flames)

### BLOCKED SHOTS

46 Suzy Batkovic (Townsville)  
 42 Rebecca Allen (Melbourne Boomers)  
 29 Carley Mijovic (Canberra Capitals)  
 26 Carly Wilson (Canberra Capitals)  
 25 Kelsey Griffin (Bendigo Spirit)

### OFFENSIVE REBOUNDS

96 Kelsey Griffin (Bendigo Spirit)  
 91 Gabrielle Richards (Bendigo Spirit)  
 81 Suzy Batkovic (Townsville Fire)  
 79 Abby Bishop (Canberra Capitals)  
 68 Laura Hodges (Adelaide Lightning)

### 3PT %

45.5 Natalie Hurst (Canberra Capitals)  
 44.6 Alicia Poto (Sydney Uni Flames)  
 43.6 Chelsea Aubry (Bendigo Spirit)  
 42.9 Kelly Wilson (Bendigo Spirit)  
 41.8 Jenna O'Hea (Dandenong Rangers)

### TOTAL REBOUNDS

322 Suzy Batkovic (Townsville)  
 248 Abby Bishop (Canberra Capitals)  
 224 Kelsey Griffin (Bendigo Spirit)  
 223 Gabrielle Richards (Bendigo Spirit)  
 205 Kayla Pedersen (Dandenong Rangers)

### DEFENSIVE REBOUNDS

241 Suzy Batkovic (Townsville)  
 169 Abby Bishop (Canberra Capitals)  
 141 Kayla Pedersen (Dandenong Rangers)  
 132 Gabrielle Richards (Bendigo Spirit)  
 129 Alex Bunton (Canberra Capitals)

# 2014/15

Position	Team	P	W	L	For	Agst	W/L	%
1st	Townsville	22	17	5	1862	1510	77.3	123.31
2nd	Bendigo	22	15	7	1700	1520	68.2	111.84
3rd	Dandenong	22	12	10	1784	1776	54.6	100.45
4th	Sydney Uni	22	11	11	1698	1699	50	99.94
5th	UC Capitals	22	11	11	1604	1629	50	98.47
6th	Melbourne	22	11	11	1620	1631	50	99.33
7th	Adelaide	22	7	15	1452	1689	31.8	58.9
8th	West Coast	22	4	18	1484	1750	18.2	54.8

## GRAND FINAL

Townsville (75) d Bendigo (65)

## PRELIMINARY FINAL

Bendigo (85) d Sydney Uni (77)

## SEMI FINAL

Townsville (82) d Bendigo (63)  
Sydney Uni (89) d Dandenong (80)

# 2014/15 PLAYER AVERAGES

## POINTS PER GAME

23.0 Abby Bishop (UC Capitals)  
20.2 Penny Taylor (Dandenong)  
18.5 Suzy Batkovic (Townsville)  
17.8 Cayla Francis (Townsville)  
16.9 Katie-Rae Ebzery (Sydney Uni)

## TOTAL REBOUNDS

10.6 Abby Bishop (UC Capitals)  
10.5 Suzy Batkovic (Townsville)  
10.4 Cayla Francis (Townsville)  
9.2 Kelsey Griffin (Bendigo)  
7.9 Mikaela Ruef (Sydney Uni)

## 3PT %

54.9 Micaela Cocks (Townsville)  
54.7 Laurie Koehn (Melbourne)  
47.5 Carly Wilson (UC Capitals)  
46.0 Katie-Rae Ebzery (Sydney Uni)  
44.1 Cayla Francis (Townsville)

## FREE THROW %

92.5 Deanna Smith (West Coast)  
88.7 Penny Taylor (Dandenong)  
86.7 Tess Madgen (Melbourne)  
85.1 Cappie Pondexter (Dandenong)  
84.4 Suzy Batkovic (Townsville)

## STEALS

1.8 Rebecca Allen (Melbourne)  
1.7 Suzy Batkovic (Townsville)  
1.6 Penny Taylor (Dandenong)  
1.4 Sara Blicavs (Bendigo)  
1.3 Kelsey Griffin (Bendigo)

## DEFENSIVE REBOUNDS

8.0 Suzy Batkovic (Townsville)  
7.6 Abby Bishop (UC Capitals)  
6.9 Cayla Francis (Townsville)  
6.8 Kelsey Griffin (Bendigo)  
6.2 Mikaela Ruef (Sydney Uni)

## OFFENSIVE REBOUNDS

3.5 Cayla Francis (Townsville)  
3.0 Abby Bishop (UC Capitals)  
2.9 Stephanie Talbot (UC Capitals)  
2.7 Gabe Richards (Bendigo)  
2.5 Suzy Batkovic (Townsville)

## BLOCKED SHOTS

2.6 Louella Tomlinson (West Coast)  
1.4 Penny Taylor (Dandenong)  
1.4 Cayla Francis (Townsville)  
1.3 Suzy Batkovic (Townsville)  
1.0 Rebecca Allen (Melbourne)

## ASSISTS

5.9 Leilani Mitchell (Sydney Uni)  
5.1 Kelly Wilson (Bendigo)  
4.7 Tess Madgen (Melbourne)  
4.4 Rachael McCully (Townsville)  
4.3 Kathleen Macleod (Dandenong)

# 2015/16

Position	Team	P	W	L	PCWon	%
1st	Townsville	24	17	7	70.83	114.35
2nd	Perth	24	16	8	66.67	108.82
3rd	Dandenong	24	15	9	62.50	99.71
4th	SEQ	24	15	9	62.50	108.91
5th	Sydney Uni	24	13	11	54.17	100.81
6th	Bendigo	24	12	12	50.00	99.27
7th	Adelaide	24	10	14	41.67	93.46
8th	Melbourne	24	8	16	33.33	94.11
9th	UC Capitals	24	2	22	8.33	83.46

## GRAND FINAL

**Game 1** Townsville Fire (73) d Perth Lynx (57)

**Game 2** Townsville Fire (80) d Perth Lynx (70)

## PRELIMINARY FINAL

Townsville Fire (91) d SEQ Stars (71)

## SEMI FINAL

**Game 1** SEQ Stars (86) d Dandenong Ranger (82)

**Game 2** Perth Lynx (91) d Townsville Fire (72)

# 2015/16 PLAYER AVERAGES

## POINTS PER GAME

20.8 Suzy Batkovic (Townsville)  
 19.4 Sami Whitcomb (Perth)  
 19.1 Jordan Hooper (SEQ)  
 17.9 Kelsey Griffin (Bendigo)  
 17.7 Katie-Rae Ebzery (Sydney)

## OFFENSIVE REBOUNDS

4.0 Mikaela Ruef (Adelaide)  
 3.3 Gabe Richards (Bendigo)  
 3.3 Kelsey Griffin (Bendigo)  
 3.0 Betnijah Laney (Perth)  
 2.9 Natalie Burton (Perth)

## TOTAL REBOUNDS

12.1 Cayla George (Townsville)  
 11.8 Mikaela Ruef (Adelaide)  
 10.0 Kelsey Griffin (Bendigo)  
 9.1 Gabe Richards (Bendigo)  
 8.7 Jordan Hooper (SEQ)

## STEALS

2.8 Sami Whitcomb (Perth)  
 2.3 Leilani Mitchell (Adelaide)  
 2.0 Kelsey Griffin (Bendigo)  
 1.9 Rebecca Allen (SEQ)  
 1.8 Belinda Snell (Bendigo)

## BLOCKED SHOTS

2.0 Louella Tomlinson (Perth)  
 1.3 Elyse Penaluna (Melbourne)  
 1.3 Suzy Batkovic (Townsville)  
 1.2 Cayla George (Townsville)  
 1.1 Joslyn Tinkle (Sydney)

## DEFENSIVE REBOUNDS

9.7 Suzy Batkovic (Townsville)  
 7.9 Mikaela Ruef (Adelaide)  
 6.7 Kelsey Griffin (Bendigo)  
 6.3 Jordan Hooper (SEQ)  
 6.1 Suzy Batkovic (Townsville)

## ASSISTS

5.5 Kelly Wilson (Bendigo)  
 5.4 Lauren Mansfield (SEQ)  
 5.2 Leilani Mitchell (Adelaide)  
 4.2 Tess Madgen (Melbourne)  
 4.0 Katie-Rae Ebzery (Sydney)

# 2016/17

Pos	Team	P	W	L	PCWon	Last 5	Strk	HW	HL	AW	AL	PC
1	Sydney Uni Flames	24	18	6	75	WWWWW	8	8	4	10	2	106.14
2	Dandenong Rangers	24	15	9	62.5	LLLLW	1	8	4	7	5	106.48
3	Perth Lynx	24	15	9	62.5	WWWLL	-2	9	3	6	6	105.7
4	Townsville Fire	24	14	10	58.33	LWWWL	-1	8	4	6	6	107.75
5	UC Capitals	24	13	11	54.17	WLWLW	1	8	4	5	7	100.23
6	Bendigo Spirit	24	13	11	54.17	WLLWW	2	7	5	6	6	100.88
7	Melbourne Boomers	24	5	19	20.83	LLWLL	-2	3	9	2	10	91.94
8	Adelaide Lightning	24	3	21	12.5	LLLWL	-1	0	12	3	9	82.19

## GRAND FINAL

- 1 Sydney Uni Flames (91) d Dandenong Rangers (82)
- 2 Sydney Uni Flames (75) d Dandenong Rangers (62)

## SEMI FINAL (1)

- 1 Sydney Uni Flames (111) d Townsville Fire (69)
- 2 Sydney Uni Flames (76) d Townsville Fire (61)

## SEMI FINAL (2)

- 1 Dandenong Rangers (73) d Perth Lynx (66)
- 2 Perth Lynx (91) d Dandenong Rangers (71)
- 3 Dandenong Rangers (81) d Perth Lynx (63)

# 2016/17 PLAYER AVERAGES

## POINTS PER GAME

- 24.19 Sami Whitcomb (Perth)
- 20.92 Suzy Batkovic (Townsville)
- 18.13 Marianna Tolo (UCC)
- 17.56 Laura Hodges (Adelaide)
- 17.52 Stephanie Cumming (Dandenong)

## STEALS

- 2.59 Sami Whitcomb (Perth)
- 1.75 Leilani Mitchell (Sydney)
- 1.75 Samantha Logic (Adelaide)
- 1.71 Natalie Novosel (Dandenong)
- 1.64 Amelia Todhunter (Dandenong)

## DEFENSIVE REBOUNDS

- 8.07 Suzy Batkovic (Townsville)
- 7.16 Mikaela Ruef (UCC)
- 6.37 Carley Mijovic (Perth)
- 5.75 Kelsey Griffin (Bendigo)
- 5.45 Marianna Tolo (UCC)

## OFFENSIVE REBOUNDS

- 3.88 Mikaela Ruef (UCC)
- 3.55 Ruth Hamblin (Perth)
- 3.55 Chante Black
- 3.25 Nayo Raincock-Ekunwe (Bendigo)
- 3.04 Marianna Tolo (UCC)

## BLOCKED SHOTS

- 2.42 Jennifer Hamson (Sydney)
- 2.42 Marianna Tolo (UCC)
- 2.19 Ruth Hamblin (Perth)
- 1.5 Colleen Planeta (Adelaide)
- 1.44 Carley Mijovic (Perth)

## ASSISTS

- 6.04 Leilani Mitchell (Sydney)
- 5.38 Samantha Logic (Adelaide)
- 5.04 Lauren Mansfield (UCC)
- 4.38 Kelly Wilson (Townsville)
- 4.36 Belinda Snell (Sydney)

## TOTAL REBOUNDS

- 11.04 Mikaela Ruef (UCC)
- 10.85 Suzy Batkovic (Townsville)
- 8.5 Marianna Tolo (UCC)
- 8.38 Nayo Raincock-Ekunwe (Bendigo)
- 8.31 Jennifer Hamson (Sydney)



## 2017/18

Pos	Team	P	W	L	PCWon	Last 5	Strk	HW	HL	AW	AL	PC
1	Perth Lynx	21	15	6	71.43	WWWLL	-2	10	1	5	5	106.64
2	Sydney Uni Flames	21	14	7	66.67	WWWWW	5	6	4	8	3	108.26
3	Townsville Fire	21	14	7	66.67	WWWLW	1	8	2	6	5	114.94
4	Melbourne Boomers	21	12	9	57.14	WLLLW	1	8	3	4	6	110.65
5	Adelaide Lightning	21	11	10	52.38	LLWLW	1	6	4	5	6	99.33
6	UC Capitals	21	7	14	33.33	WWLWW	2	4	7	3	7	90.33
7	Dandenong Rangers	21	7	14	33.33	LLLLL	-7	4	7	3	7	93.80
8	Bendigo Spirit	21	4	17	19.05	LWLLL	-3	3	7	1	10	81.12

### GRAND FINAL

Townsville Fire (69) d Melbourne Boomers(64)  
 Melbourne Boomers (58) d Townsville (57)  
 Townsville (70) d Melbourne Boomers (57)

### SEMI FINAL (1)

Melbourne Boomers (92) d Perth Lynx (76)  
 Melbourne Boomers (78) d Perth Lynx (69)

### SEMI FINAL (2)

Townsville Fire (78) d Sydney Uni Flames (49)  
 Townsville Fire (68) d Sydney Uni Flames (65)

## 2017/18 PLAYER AVERAGES

### POINTS PER GAME

23.13	E. CAMBAGE
21.27	C. WILLIAMS
20.38	S. BATKOVIC
18.36	A. TAYLOR
17.22	S. WHITCOMB

### TOTAL REBOUNDS

10.54	S. BATKOVIC
10.54	E. CAMBAGE
9.78	J. HAMSON
9.5	K. GRIFFIN
9.38	C. GEORGE

### DEFENSIVE REBOUNDS

7.8	S. BATKOVIC
7.5	E. CAMBAGE
7.2	C. GEORGE
7.2	A. BISHOP
5.7	K. PURCELL

### OFFENSIVE REBOUNDS

3.09	A. TAYLOR
3.7	J. HAMSON
3.04	K. PEDERSEN
2.8	E. CAMBAGE
2.61	S. BATKOVIC

### STEALS

2.61	S. WHITCOMB
2.44	N. NOVOSEL
2.32	C. WILLIAMS
2.19	N. SEEKAMP
2	A. SCHWAGMEYER

### ASSISTS

6.79	N. HURST
5.36	B. SNELL
5.1	N. SEEKAMP
5.05	K. EBZERY
5	N. BEAUMONT



OFFICIAL PARTNERS

---



**WNBL.COM.AU**