

2019/20 CHEMIST WAREHOUSE WNBL CHAMPIONSHIP



MEDIA GUIDE



wnbl.basketball

WNBL PROJECT TEAM

Basketball Australia Chief Executive Officer	Jerril Rechter
COMPETITION MANAGEMENT	
Executive General Manager Basketball	Paul Maley
Head of Women in Basketball	Lauren Jackson
Senior Operations Manager	Mark Quinn
Head of Officials	Michael Haynes
National Federation Referee Instructor	John Rearden
Head of Integrity	Simon Bishop
Legal Counsel	Thomas Clarke
Integrity & Security Officer	Shannon Bodley
Financial Controller	Lorraine McGadey
MEDIA & COMMERCIAL	
Chief Marketing Officer	Natalie Momsen
WNBL Marketing & Comm's Manager	Sarah Ripley
Head of Commercial Partnerships	Glen Towers
Event and Marketing Manager	Lauren Gatt
Head of Digital	Rob Flude
Digital Coordinator-Graphics, Media - Contractor	Cristina Rinaudo Kane Pittman
WNBL COMMISSION	
Jerril Rechter	Basketball Australia
Bronwyn Marshall	Basketball Australia
Paul Maley	Basketball Australia
Lauren Jackson	Basketball Australia
Bruce Spangler	Adelaide Lightning
Nathan O'Neill	Bendigo Spirit
Tony Hallam	Melbourne Boomers
Troy Georgiu	Perth Lynx
Peter Hertan	Southside Flyers
Rob Smithies	Sydney Uni Flames
Michelle Morton	Townsville Fire
Carrie Graf	UC Capitals

WNBL MEDIA CONTACT

For all WNBL Media enquiries
please email digital@basketball.net.au



**FOLLOW US
@WNBL**



**FOLLOW US
@THEWNBL**

WNBL GENERAL DETAILS

Office and Postal address:
291 George Street, Wantirna South, VIC 3152



**JOIN US ON
FACEBOOK.COM/THEWNBL**



**WATCH US ON
YOUTUBE.COM/WNBL**

WNBL.BASKETBALL

MESSAGE FROM **JERRIL RECHTER**

On behalf of Basketball Australia and the Chemist Warehouse WNBL Championship, I would like to welcome everyone to the Women's National Basketball League for 2019/20.

This season will mark the historic 40th season of the WNBL, continuing its legacy as the longest running elite female national competition in Australia.

The upcoming season will build on a hugely successful 2018/19, that saw crowds rise by 7.05 percent.

We are thrilled to once again partner with Chemist Warehouse as our naming rights sponsor for this season. It is the second year of partnership with the Chemist Warehouse brand, as they continue to provide outstanding support for our league and athletes.

Fox Sports Australia return as a broadcast partner for the third consecutive year, as they once again bring one game per round live across Australia.

Heading into our 40th season of delivering elite women's basketball

to a global audience, we also want to take Australians behind the scenes to learn more about this world class league and our incredible women – to uncover their passions, their drive and their commitment to this sport which is being touted as the sleeping giant on the Australian sporting landscape.

In a landmark development for the league and women's sport in Australia, we are set to launch a live streaming service that will ultimately reach our goal of making every single game available via the WNBL website.

On behalf of the WNBL, I would like to thank our commercial partners for their continued, invaluable support; Chemist Warehouse, Fox Sports Australia, Spalding, the AIS, iAthletic and SBS Australia.

Finally, to you, our media partners of the WNBL, we want to thank each of you for your support and acknowledge the critical role you play in promoting and creating awareness for our league as it continues to thrive among in the Australian sporting landscape.



Jerril Rechter
CEO
Basketball Australia

MESSAGE FROM **LAUREN JACKSON**

Welcome to #WNBL20.

With this being my first Chemist Warehouse WNBL campaign in the role as Head of Women in Basketball, I am filled with excitement for what is set to be the league's greatest season yet.

The 2019/20 WNBL season tips off on Friday October 11 in Adelaide, as the Lightning host the Sydney Uni Flames.

Other highlights in the round one schedule include the newly named Southside Flyers making their first appearance in new colours against the JCU Townsville Fire on Saturday, while reigning champion UC Capitals will host the Lightning on Sunday at AIS Arena.

All in all, there will be 16 rounds of WNBL action in the 2019/20 season, consisting of 84 games that will conclude on February 1. The WNBL semi-final and finals series will take place from February 15-March 8.

The FIBA Olympic qualifying window will follow the conclusion of the regular season, as the Chemist Warehouse Opals will look to qualify for Tokyo 2020.

The WNBL will once again carry strong Opals representation, with 10 of the 12 athletes from the bronze medal winning FIBA Women's Asia Cup squad set to suit up.

Jenna O'Hea, Sara Blicavs, and Leilani Mitchell will represent Southside Flyers, Nicole Seekamp and Lauren Nicholson will re-join Adelaide, the Deakin Melbourne Boomers will be led by Cayla George and rising star Ezi Magbegor, Katie Ebzery will once again suit up for Perth Lynx, while Darcee Garbin and Abby Bishop are headed north to the JCU Townsville Fire.

Opals assistant coaches, Paul Goriss (UC Capitals), Cheryl Chambers (Southside Flyers) and Chris Lucas (Adelaide Lightning) will also return for another year on the sideline leading their respective franchises.

2019 WNBL Finals MVP, Kelsey Griffin will suit up for the defending champion UC Capitals, while a host of marquee international imports to hit the Australian hardwood include, Kia Nurse (UC Capitals), Mercedes Russell (Southside Flyers), Ariel Atkins (Perth Lynx), Brianna Turner (Adelaide Lightning), and Sophie Cunningham (Deakin Melbourne Boomers).

With the combination of world class female athletes on the floor, and some of the sharpest minds in the game on the sideline, 2019/20 is poised to be a season for the ages, and we thank each and every one of our media partners for joining us on the journey to crown the Chemist Warehouse WNBL Champions for our historic 40th season.



Lauren Jackson
Head of Women in Basketball
Basketball Australia

2019/20 FIXTURE

CHEMIST WAREHOUSE WNBL CHAMPIONSHIP



DATE	TIME*	VENUE	HOME	AWAY
------	-------	-------	------	------

ROUND 1

Fri Oct 11	7:00 pm	TSA	Adelaide	Sydney Uni	
Sat Oct 12	7:00 pm	BEN	Bendigo	Melbourne	
Sat Oct 12	7:00 pm	DAN	Southside	Townsville	
Sun Oct 13	1:00 pm	BBC	Perth	Sydney Uni	
Sun Oct 13	1:30 pm	AIS	UC Capitals	Adelaide	

ROUND 2

Thu Oct 17	7:30 pm	DAN	Southside	Perth	
Fri Oct 18	7:00 pm	TSV	Townsville	Adelaide	
Sat Oct 19	5:00 pm	BRY	Sydney Uni	Southside	
Sat Oct 19	7:30 pm	SBC	Melbourne	Bendigo	
Sun Oct 20	2:00 pm	NCC	UC Capitals	Townsville	
Sun Oct 20	5:00 pm	BEN	Bendigo	Perth	

ROUND 3

Fri Oct 25	7:30 pm	GEE	Melbourne	UC Capitals	
Sat Oct 26	5:00 pm	TAR	Southside	Bendigo	
Sat Oct 26	6:30 pm	BBC	Perth	Adelaide	
Sun Oct 27	2:00 pm	BRY	Sydney Uni	UC Capitals	
Sun Oct 27	4:00 pm	TSV	Townsville	Melbourne	

ROUND 4

Fri Nov 1	7:00 pm	BEN	Bendigo	Adelaide	
Sat Nov 2	5:00 pm	AIS	UC Capitals	Sydney Uni	
Sat Nov 2	6:30 pm	BBC	Perth	Townsville	
Sun Nov 3	5:00 pm	DAN	Southside	Bendigo	
Mon Nov 4	7:30 pm	SBC	Melbourne	Southside	

ROUND 5

Thu Nov 7	7:00 pm	BRY	Sydney Uni	Townsville	
Thu Nov 7	7:30 pm	DAN	Southside	UC Capitals	
Sat Nov 9	6:30 pm	BBC	Perth	Sydney Uni	
Sat Nov 9	7:00 pm	TSA	Adelaide	Bendigo	
Sat Nov 9	7:30 pm	SBC	Melbourne	UC Capitals	

FIBA QUALIFIERS WINDOW

ROUND 6

Fri Nov 22	7:00 pm	TSA	Adelaide	Melbourne	
Fri Nov 22	7:00 pm	BRY	Sydney Uni	Perth	
Sat Nov 23	6:00 pm	TSV	Townsville	Southside	
Sun Nov 24	2:00 pm	BEN	Bendigo	Melbourne	
Sun Nov 24	5:00 pm	NCC	UC Capitals	Perth	

ROUND 7

Fri Nov 29	6:30 pm	BBC	Perth	Southside	
Fri Nov 29	7:00 pm	BEN	Bendigo	Sydney Uni	
Sat Nov 30	5:00 pm	NCC	UC Capitals	Townsville	
Sat Nov 30	7:30 pm	SBC	Melbourne	Sydney Uni	
Sun Dec 1	5:00 pm	TSA	Adelaide	Southside	

ROUND 8

Fri Dec 6	7:00 pm	TSA	Adelaide	Perth	
Fri Dec 6	7:00 pm	BEN	Bendigo	UC Capitals	
Sat Dec 7	7:00 pm	DAN	Southside	Melbourne	
Sun Dec 8	2:30 pm	BRY	Sydney Uni	Adelaide	
Sun Dec 8	3:00 pm	TSV	Townsville	Bendigo	
Sun Dec 8	5:00 pm	SBC	Melbourne	Perth	

ROUND 9

Fri Dec 13	7:30 pm	DAN	Southside	Townsville	
Sun Dec 15	1:00 pm	TSA	Adelaide	Bendigo	
Sun Dec 15	1:00 pm	BBC	Perth	Melbourne	
Sun Dec 15	1:00 pm	TSV	Townsville	Sydney Uni	
Sun Dec 15	5:00 pm	NCC	UC Capitals	Southside	

ROUND 10

Thu Dec 19	12:00 pm	BEN	Bendigo	Sydney Uni	
Sat Dec 21	5:00 pm	NCC	UC Capitals	Bendigo	
Sat Dec 21	6:00 pm	TSV	Townsville	Perth	
Sat Dec 21	7:00 pm	DAN	Southside	Sydney Uni	
Sun Dec 22	5:00 pm	SBC	Melbourne	Adelaide	

DATE	TIME*	VENUE	HOME	AWAY
------	-------	-------	------	------

ROUND 11

Fri Dec 27	7:00 pm	TSA	Adelaide	UC Capitals	
Fri Dec 27	7:30 pm	SBC	Melbourne	Townsville	
Sat Dec 28	7:00 pm	BEN	Bendigo	Townsville	
Sun Dec 29	1:00 pm	BBC	Perth	UC Capitals	
Sun Dec 29	5:00 pm	BRY	Sydney Uni	Adelaide	

ROUND 12

Fri Jan 3	6:30 pm	BBC	Perth	Southside	
Fri Jan 3	7:00 pm	TSV	Townsville	Adelaide	
Fri Jan 3	7:00 pm	BEN	Bendigo	UC Capitals	
Sun Jan 5	1:00 pm	TSA	Adelaide	Southside	
Sun Jan 5	2:00 pm	AIS	UC Capitals	Perth	
Sun Jan 5	5:00 pm	BRY	Sydney Uni	Melbourne	

ROUND 13

Fri Jan 10	7:00 pm	TSA	Adelaide	Melbourne	
Fri Jan 10	7:00 pm	TSV	Townsville	UC Capitals	
Sun Jan 12	1:00 pm	BBC	Perth	Bendigo	
Sun Jan 12	2:00 pm	BRY	Sydney Uni	Townsville	
Sun Jan 12	5:00 pm	SBC	Melbourne	Southside	

ROUND 14

Fri Jan 17	7:00 pm	NCC	UC Capitals	Melbourne	
Fri Jan 17	7:00 pm	TSA	Adelaide	Townsville	
Sat Jan 18	5:00 pm	BRY	Sydney Uni	Melbourne	
Sat Jan 18	7:00 pm	BEN	Bendigo	Southside	
Sun Jan 19	2:00 pm	BBC	Perth	Townsville	
Sun Jan 19	5:00 pm	DAN	Southside	UC Capitals	

ROUND 15

Fri Jan 24	7:00 pm	BEN	Bendigo	Perth	
Sat Jan 25	6:00 pm	TSV	Townsville	Melbourne	
Sat Jan 25	7:00 pm	DAN	Southside	Adelaide	
Sun Jan 26	5:00 pm	NCC	UC Capitals	Sydney Uni	

ROUND 16

Thu Jan 30	7:00 pm	BRY	Sydney Uni	Bendigo	
Thu Jan 30	7:00 pm	TSA	Adelaide	Perth	
Sat Feb 1	5:00 pm	NCC	UC Capitals	Adelaide	
Sat Feb 1	6:00 pm	TSV	Townsville	Bendigo	
Sat Feb 1	7:00 pm	SBC	Melbourne	Perth	
Sat Feb 1	7:00 pm	DAN	Southside	Sydney Uni	

FIBA QUALIFIERS WINDOW

SEMI FINAL SERIES 1

Game 1	Sat Feb 15	1st	Vs	4th	
Game 2	Sat Feb 22	4th	Vs	1st	
Game 3	Wed Feb 26	1st	Vs	4th	

SEMI FINAL SERIES 2

Game 1	Sun Feb 16	2nd	Vs	3rd	
Game 2	Sun Feb 23	3rd	Vs	2nd	
Game 3	Thu Feb 27	2nd	Vs	3rd	

GRAND FINAL

Game 1	Sun Mar 1	Highest placed SF Winner	Vs	Lowest placed SF Winner	
Game 2	Thu Mar 5	Lowest placed SF Winner	Vs	Highest placed SF Winner	
Game 3	Sun Mar 8	Highest placed SF Winner	Vs	Lowest placed SF Winner	

Venue

TSA Titanium Security Arena (Adelaide)
BBC Bendat Basketball Stadium (Perth)
BEN Bendigo Stadium
BRY Brydens Stadium
DAN Dandenong Basketball Stadium
GEE The Geelong Arena
TAR Tralagon Sports Centre
SBC State Basketball Centre
TSV Townsville Stadium
NCC National Convention Centre (Canberra)
AIS AIS Arena (Canberra)



Livestream games available on the WNBL and WNBL club websites



LIFE MEMBERS

Year Awarded	Name	Service
	Peter Baskett	Administration
	Tracey Browning	Player
	Michele Timms	Player
	Cheryl Chambers	Player
	Jan Morris	Player & Administration
	Gaylene McKay	Player
	Marina Wood	Player
	Gail Henderson	Player
	Rachael Sporn	Player
	Karen Dalton	Player
	Robyn Maher	Player
	Vicki Daldy	Player
	Ray Tomlinson	Coach
	Lucille Baille	Coach
1998/99	Lorraine Landon	Administration
1998/99	Shelley Sandie	Player
1998/99	Jo Metcalfe	Player
1998/99	Eddie Crouch	Referee
1999/00	Linda Brandt	Player
2000/01	Narelle Fletcher	Player
2000/01	Kerryn Henderson	Player
2000/01	Jan Collinson	Administration
2001/02	Julie Nykiel	Player
2001/02	Jan Stirling	Player & Coach
2001/02	Karen Smiggs Stanford-Smith	Player
2001/02	Kate Stacker	Player
2002/03	Tom Maher	Coach
2002/03	Phil Brown	Coach
2003/04	Michelle Brogan	Player
2003/04	Jo Hill	Player
2005/06	Carrie Graf	Player & Coach
2005/06	Jenny Whittle	Player
2005/06	Sharon Arnold	Referee
2006/07	Tracey Beatty	Player
2006/07	Trish Fallon	Player
2006/07	Emily Mcinerny	Player
2007/08	Larissa Anderson	Player
2007/08	Tully Bevilaqua	Player
2008/09	Val Hilberg	Referee
2008/09	Margaret Gorman	Referee
2009/10	Natalie Porter	Player
2009/10	Kellie Abrams	Player
2009/10	Desiree Glaubitz	Player
2009/10	Jessica Bibby	Player
2013/14	Kristi Harrower	Player
2013/14	Alison Downie	Player
2013/14	Rachael McCully	Player
2013/14	Carly Wilson	Player
2013/14	Samantha Woosnam	Player
2013/14	Deanne Butler	Player
2014/15	Jess Foley	Player
2014/15	Suzy Batkovic	Player
2014/15	Deanna Smith	Player
2017/18	Steph Blicavs	Player
2018/19	Kelly Wilson	Player
2018/19	Gabe Richards	Player
2018/19	Natalie Hurst	Player
2018/19	Chris Lucas	Coach
2018/19	Melissa Marsh	Player
2018/19	Jason Kelly	Referee

WNBL AWARD WINNERS

BETTY WATSON ROOKIE OF THE YEAR

1995	Chika Emeagi	AIS
1996	Jessica Bibby	Dandenong Rangers
1997	Lauren Jackson	AIS
1998	Andrea Cartledge	Melbourne Tigers
98/99	Caitlin Ryan	Dandenong Rangers
99/00	Shelley Hammonds	AIS
00/01	Laura Summerton	AIS
01/02	Alison Downie & Kamala Lamshed	Dandenong & Adelaide
02/03	Kelly Wilson	AIS
03/04	Kathleen MacLeod	AIS
04/05	Renae Camino	AIS
05/06	Abby Bishop	AIS
06/07	Cayla Francis	AIS
07/08	Nicole Hunt	AIS
08/09	Sarah Graham	Logan Thunder
09/10	Tayla Roberts	AIS
10/11	Gretel Tippett	BDS Logan Thunder
11/12	Carley Mijovic	Dandenong Rangers
12/13	Stephanie Talbot	Adelaide Lightning
13/14	Alex Wilson	Townsville Fire
14/15	Lauren Scherf	Dandenong Rangers
15/16	Alex Ciabattoni	Adelaide Lightning
16/17	Monique Conti	Melbourne Boomers
17/18	Ezi Magbegor	UC Capitals
18/19	Jazmin Shelley	Melbourne Boomers

YOUTH PLAYER OF THE YEAR

1988	Lucille Hamilton	AIS
1989	Renae Fegent	AIS
1990	Trish Fallon	AIS
1991	Michelle Brogan	Adelaide City Tigers
1992	Allison Cook	Melbourne Tigers
1993	Allison Cook	Melbourne Tigers
1994	Maryanne Difrancesco	Melbourne Tigers

WNBL CHAMPIONS

1981	St Kilda Saints
1982	St Kilda Saints
1983	Nunawading Spectres
1984	Nunawading Spectres
1985	Coburg Cougars
1986	Nunawading Spectres
1987	Nunawading Spectres
1988	Nunawading Spectres
1989	Nunawading Spectres
1990	North Adelaide
1991	Hobart Islanders
1992	Perth Breakers
1993	Sydney Flames
1994	Adelaide Lightning
1995	Adelaide Lightning
1996	Adelaide Lightning
1997	Sydney Flames
1998	Adelaide Lightning
98/99	Australian Institute of Sport
99/2000	Canberra Capitals
2000/01	Sydney Panthers
2001/02	Canberra Capitals
2002/03	Canberra Capitals
2003/04	Dandenong Rangers
2004/05	Dandenong Rangers
2005/06	Canberra Capitals
2006/07	Canberra Capitals
2007/08	Adelaide Lightning
2008/09	Canberra Capitals
2009/10	Canberra Capitals
2010/11	Bulleen Boomers
2011/12	Dandenong Rangers
2012/13	Bendigo Spirit
2013/14	Bendigo Spirit
2014/15	Townsville Fire
2015/16	Townsville Fire
2016/17	Sydney Uni Flames
2017/18	Townsville Fire
2018/19	UC Capitals

WNBL AWARD WINNERS

MOST VALUABLE PLAYER

1982	Karen Ogden	St Kilda Saints
1983	Karen Ogden/Robyn Maher	St Kilda Saints & Nunawading Spectres
1984	Julie Nykiel	Noarlunga Tigers
1985	Kathy Foster	North Adelaide Rockets
1986	Kathy Foster	Hobart Islanders
1987	Robyn Maher	Nunawading Spectres
1988	Julie Nykiel	Noarlunga Tigers
1989	Kathy Foster	Hobart Islanders
1990	Debbie Slimmon	Bulleen Melbourne Boomers
1991	Joanne Metcalfe	Melbourne Tigers
1992	Debbie Slimmon	Bulleen Melbourne Boomers
1993	Alison Cook	Melbourne Tigers
1994	Shelley Gorman	Sydney Flames
1995	Sandy Brondello	Brisbane Blazers
1996	Rachael Sporn	Adelaide Lightning
1997	Rachael Sporn	Adelaide Lightning
1998	Michelle Griffiths	Sydney Flames
98/99	Lauren Jackson	AIS
99/00	Lauren Jackson/Trish Fallon	Canberra Capitals/Sydney Flames
00/01	Penny Taylor	Dandenong Rangers
01/02	Penny Taylor	Dandenong Rangers
02/03	Lauren Jackson	Canberra Capitals
03/04	Lauren Jackson	Canberra Capitals
04/05	Katrina Hibbert	Bulleen Melbourne Boomers
05/06	Katrina Hibbert	Bulleen Melbourne Boomers
06/07	Hollie Grima	Bulleen Melbourne Boomers
07/08	Natalie Porter	Sydney Uni Flames
08/09	Rohanee Cox	Townsville Fire
09/10	Kristi Harrower	Bendigo Spirit
10/11	Elizabeth Cabbage	Bulleen Boomers
11/12	Suzy Batkovic	Adelaide Lightning
12/13	Suzy Batkovic	Adelaide Lightning
13/14	Suzy Batkovic	Townsville Fire
14/15	Abby Bishop	UC Capitals
15/16	Suzy Batkovic	Townsville Fire
16/17	Suzy Batkovic	Townsville Fire
17/18	Suzy Batkovic	Townsville Fire
18/19	Kelsey Griffin	UC Capitals

DEFENSIVE PLAYER OF THE YEAR

1990	Karen Dalton	Sydney Bruins
1991	Kim Foley	Hobart Islanders
1992	Robyn Maher	Perth Breakers
1993	Karen Dalton	Sydney Flames
1994	Robyn Maher	Sydney Flames
1995	Tully Bevilaqua	Perth Breakers
1996	Tully Bevilaqua	Perth Breakers
1997	Tully Bevilaqua	Perth Breakers
1998	Emily McInerney	Melbourne Tigers
98/99	Emily McInerney	Melbourne Tigers

ROBYN MAHER DEFENSIVE PLAYER OF THE YEAR

99/00	Tully Bevilaqua	Perth Breakers
00/01	Emily McInerney	Dandenong Rangers
01/02	Emily McInerney	Dandenong Rangers
02/03	Natalie Porter	Townsville Fire
03/04	Emily McInerney	Dandenong Rangers
04/05	Emily McInerney	Dandenong Rangers
05/06	Emily McInerney	Dandenong Rangers
06/07	Emily McInerney	Dandenong Rangers
07/08	Emily McInerney	Dandenong Rangers
08/09	Alicia Poto	Sydney Uni Flames
09/10	Rachael Flanagan	Townsville Fire
10/11	Rachael Flanagan	Townsville McCafe Fire
11/12	Alicia Poto	Sydney Uni Flames
12/13	Kristi Harrower	Bendigo Spirit
13/14	Rebecca Allen	Melbourne Boomers
14/15	Kelsey Griffin	Bendigo Spirit
15/16	Stephanie Cumming	Dandenong Rangers
16/17	Marianna Tolo	UC Capitals
17/18	Kayla Pedersen	Dandenong Rangers
18/19	Lauren Nicholson	Adelaide Lightning

COACH OF THE YEAR

1987	Tom Maher	Nunawading Spectres
1988	Robbie Cadee	Bankstown Bruins
1989	Mark Molitor	North Adelaide Rockets
1990	Jenny Cheesman	AIS
1991	Jerry Lee	Canberra Capitals
1992	Tom Maher	Perth Breakers
1993	Jan Stirling	Adelaide Lightning
1994	Ray Tomlinson	Canberra Capitals
1995	Guy Molloy	Perth Breakers
1996	Lori Chizik	Bulleen Melbourne Boomers
1997	Bill Tomlinson	Sydney Flames
1998	Phil Brown	AIS
98/99	Phil Brown	AIS
99/00	Mark Wright	Dandenong Rangers
00/01	Mark Wright	Dandenong Rangers
01/02	Karen Dalton	Sydney Panthers
02/03	David Herbert	Townsville Fire
03/04	Gary Fox	Dandenong Rangers
04/05	Cheryl Chambers	Bulleen Melbourne Boomers
05/06	Gary Fox	Dandenong Rangers
06/07	Carrie Graf	Canberra Capitals
07/08	Carrie Graf	Canberra Capitals
08/09	Cheryl Chambers	Bulleen Boomers
09/10	Tom Maher	Bulleen Boomers
10/11	Tom Maher	Bulleen Boomers
11/12	Peter Buckle	Adelaide Lightning
12/13	Bernie Harrower	Bendigo Spirit
13/14	Guy Molloy	Melbourne Boomers
14/15	Shannon Seebom	Sydney Uni Flames
15/16	Andy Stewart	Perth Lynx
16/17	Cheryl Chambers	Sydney Uni Flames
17/18	Andy Stewart	Perth
18/19	Chris Lucas	Chris Lucas

WNBL ALL-STAR FIVE

1988	Donna Brown	North Adelaide Rockets	1998	Michelle Griffiths	Sydney Flames
	Shelley Gorman	Nunawading Spectres		Kristi Harrower	Melbourne Tigers
	Robyn Maher	Nunawading Spectres		Annie La Fleur	Sydney Flames
	Michele Timms	Nunawading Spectres		Carla Porter	Adelaide Lightning
	Debbie Slimmon	Bulleen Melbourne Boomers		Allison Cook	Bulleen Melbourne Boomers
1989	Michele Timms	Nunawading Spectres	98/99	Kristi Harrower	Melbourne Tigers
	Shelley Gorman	Nunawading Spectres		Rachael Sporn	Adelaide Lightning
	Karin Maar	Bulleen Melbourne Boomers		Lauren Jackson	AIS
	Debbie Slimmon	Bulleen Melbourne Boomers		Shelley Sandie	Canberra Capitals
	Kathy Foster	Hobart Islanders		Gina Stevens	Perth Breakers
1990	Debbie Slimmon	Bulleen Melbourne Boomers	99/00	Lauren Jackson	Canberra Capitals
	Michele Timms	Nunawading Spectres		Trisha Fallon	Sydney Flames
	Kathy Foster	Hobart Islanders		Kristi Harrower	Melbourne Tigers
	Vicky Daldy	North Adelaide Rockets		Kristin Folkl	Melbourne Tigers
	Donna Brown	North Adelaide Rockets		Jo Hill	Adelaide Lightning
1991	Joanne Metcalfe	Melbourne Tigers	00/01	Jai Kingi	Adelaide Lightning
	Vicky Daldy	North Adelaide Rockets		Annie Burgess	Sydney Panthers
	Michele Timms	Perth Breakers		Belinda Snell	Sydney Panthers
	Shelley Gorman	Melbourne East		Penny Taylor	Dandenong Rangers
	Samantha Thornton	Melbourne East		Lauren Jackson	Canberra Capitals
1992	Michele Timms	Perth Breakers	01/02	Rachael Sporn	Adelaide Lightning
	Allison Cook	Melbourne Tigers		Jai Kingi	Adelaide Lightning
	Michelle Brogan	Adelaide City		Natalie Hughes	Sydney Panthers
	Rachael Sporn	Adelaide City		Lauren Jackson	Canberra Capitals
	Jodie Murphy	Canberra Capitals		Penny Taylor	Dandenong Rangers
1993	Vicky Daldy	Adelaide Lightning	02/03	Kristen Veal	Canberra Capitals
	Rachael Sporn	Adelaide Lightning		Carly Wilson	Dandenong Rangers
	Allison Cook	Melbourne Tigers		Shelley Hammonds	Sydney Flames
	Samantha Thornton	Dandenong Rangers		Natalie Porter	Townsville Fire
	Shelley Gorman	Sydney Flames		Lauren Jackson	Canberra Capitals
1994	Rachael Sporn	Adelaide Lightning	03/04	Lauren Jackson	Canberra Capitals
	Sandy Brondello	Brisbane Blazers		Jodie Datson	Townsville Fire
	Michele Timms	Perth Breakers		Jacinta Hamilton	Dandenong Rangers
	Allison Cook	Melbourne Tigers		Shelley Hammonds	Sydney Uni Flames
	Shelley Gorman	Sydney Flames		Belinda Snell	Sydney Uni Flames
1995	Rachael Sporn	Adelaide Lightning	04/05	Katrina Hibbert	Bulleen Melbourne Boomers
	Sandy Brondello	Brisbane Blazers		Jenny Whittle	Canberra Capitals
	Debbie Slimmon	Bulleen Melbourne Boomers		Belinda Snell	Sydney Uni Flames
	Shelley Gorman	Sydney Flames		Trish Fallon	Sydney Uni Flames
	Allison Cook	Melbourne Tigers		Erin Phillips	Adelaide Lightning
1996	Rachael Sporn	Adelaide Lightning	05/06	Deanna Smith	Perth Lynx
	Trisha Fallon	Sydney Flames		Jacinta Hamilton	Dandenong Rangers
	Gina Stevens	Perth Breakers		Jenny Whittle	Canberra Capitals
	Michele Timms	Sydney Flames		Erin Phillips	Adelaide Fellas
	Jenny Whittle	Brisbane Blazers		Katrina Hibbert	Bulleen Melbourne Boomers
1997	Rachael Sporn	Adelaide Lightning	06/07	Natalie Porter	Sydney Uni Flames
	Kristi Harrower	Melbourne Tigers		Hollie Grima	Bulleen Melbourne Boomers
	Trish Fallon	Sydney Flames		Erin Phillips	Adelaide Lightning
	Allison Cook	Melbourne Tigers		Carly Wilson	Perth Lynx
	Jenny Whittle	Brisbane Blazers		Sharin Milner	Bulleen Melbourne Boomers

WNBL ALL-STAR FIVE

07/08	Natalie Porter	Sydney Uni Flames	Jenna O'Hea	Dandenong Rangers	
	Tracy Gahan	Adelaide Lightning	Laura Hodges	Adelaide Lightning	
	Rohanee Cox	Townsville Fire	Suzy Batkovic	Townsville Fire	
	Kathleen Macleod	Bendigo Spirit	Gabrielle Richards	Bendigo Spirit	
	Jessica Foley	Adelaide Lightning			
08/09	Kristi Harrower	Bendigo Spirit	14/15	Tess Madgen	Melbourne Boomers
	Deanna Smith	Perth Lynx	Penny Taylor	Dandenong Rangers	
	Rohanee Cox	Townsville Fire	Cayla Francis	Townsville Fire	
	Abby Bishop	Canberra Capitals	Kelsey Griffin	Bendigo Spirit	
	Jennifer Crouse	Townsville Fire	Abby Bishop	UC Capitals	
09/10	Kristi Harrower	Bendigo Spirit	15/16	Leilani Mitchell	Adelaide Lightning
	Jenna O'Hea	Bulleen Boomers	Sami Whitcomb	Perth Lynx	
	Deanna Smith	Sydney Uni Flames	Katie-Rae Ebzery	Sydney Uni Flames	
	Elizabeth Cabbage	Bulleen Boomers	Kelsey Griffin	Bendigo Spirit	
	Suzy Batkovic	Sydney Uni Flames	Suzy Batkovic	Townsville Fire	
10/11	Elizabeth Cabbage	Bulleen Boomers	16/17	Sami Whitcomb	Perth Lynx
	Marianna Tolo	Canberra TransACT Capitals	Leilani Mitchell	Sydney Uni Flames	
	Amy Denson	Sydney Uni Flames	Suzy Batkovic	Townsville Fire	
	Kathleen Macleod	Dandenong Jayco Rangers	Marianna Tolo	UC Capitals	
	Jenna O'Hea	Bulleen Boomers	Asia Taylor	Sydney Uni Flames	
11/12	Suzy Batkovic	Adelaide Lightning	17/18	Suzy Batkovic	Townsville Fire
	Shanavia Dowdell	Townsville Fire	Courtney Williams	Perth Lynx	
	Belinda Snell	Sydney Uni Flames	Sami Whitcomb	Perth Lynx	
	Jenna O'Hea	Dandenong Rangers	Asia Taylor	Sydney Uni Flames	
	Kathleen MacLeod	Dandenong Rangers	Liz Cabbage	Melbourne Boomers	
12/13	Suzy Batkovic	Adelaide Lightning	18/19	Kelsey Griffin	UC Capitals
	Jenna O'Hea	Dandenong Rangers	Lindsay Allen	Melbourne Boomers	
	Kristi Harrower	Bendigo Spirit	Asia Taylor	Perth Lynx	
	Kathleen MacLeod	Dandenong Rangers	Bec Cole	Dandenong Rangers	
	Gabrielle Richards	Bendigo Spirit	Nia Coffey	Adelaide Lightning	
13/14	Leilani Mitchell	Dandenong Rangers			

WNBL ALL TIME LEADERS

Points

Player	Games	Total
Batkovic , Suzy	346	5843
Sporn , Rachael	377	5823
Sandie , Shelley	321	5204
Snell , Belinda	324	4770
Bibby , Jessica	394	4619
Maher , Robyn	369	4517
Bailie , Lucille	377	4250
Harrower, Kristi	330	4199
Dalton , Karen	375	4161
Thornton , Samantha	230	4044

Player	Games	Average
Jackson , Lauren	172	22.2
Whitcomb , Sami	77	20.4
Nykiel , Julie	150	20.3
Cabbage , Elizabeth	126	18.8
Foster , Kathy	135	18.1
Taylor , Asia	69	18.0
Thornton , Samantha	230	17.6
Denson , Amy	45	17.4
Taylor , Penny	137	17.3
Maar , Karin	177	17.3

Assists

Player	Games	Total
Veal , Kristen	373	1617
Harrower, Kristi	330	1503
Wilson , Kelly	376	1179
Snell , Belinda	324	1109
Timms, Michele	285	1070
Maher , Robyn	369	1044
McCully , Rachael	323	1015
Landon , Michele	190	966
O'Hea , Jenna	255	916
Milner , Sharin	236	908

Player	Games	Average
Mitchell , Leilani	126	5.6
Landon , Michele	190	5.1
Macleod , Kathleen	184	4.6
Harrower, Kristi	330	4.6
Veal , Kristen	373	4.3
Laney , Betnijah	66	3.9
Milner , Sharin	236	3.8
Seekamp , Nicole	78	3.8
Timms, Michele	285	3.8
Black , Debbie	131	3.7

Total Rebounds

Player	Games	Total
Sporn , Rachael	377	3229
Batkovic , Suzy	346	2975
George , Cayla	246	2357
Bailie , Lucille	377	2305
Slimmon , Debbie	199	2296
Dalton , Karen	375	2281
Whittle , Jenny	295	2256
Richards , Gabrielle	276	2100
Bishop , Abby	234	2048
Jackson , Lauren	172	2000

Player	Games	Average
Jackson , Lauren	172	11.6
Slimmon , Debbie	199	11.5
Ruef , Mikaela	67	10.4
Crouse , Jennifer	111	10.1
George , Cayla	246	9.6
Griffin , Kelsey	147	9.5
Roberts , Trina	195	9.2
Hamson , Jennifer	49	9.0
Days , Regina	79	8.8
Bishop , Abby	234	8.8

Offensive Rebounds

Player	Games	Total
Sporn , Rachael	377	1223
Slimmon , Debbie	199	961
Batkovic , Suzy	346	819
Richards , Gabrielle	276	756
Bailie , Lucille	377	737
Cox , Rohanee	303	702
Brogan , Michelle	274	695
Dalton , Karen	375	691
Corkeron , Rhonda	196	686
Bishop , Abby	234	657

Player	Games	Average
Slimmon , Debbie	199	4.8
Jackson , Lauren	172	3.5
Corkeron , Rhonda	196	3.5
Crouse , Jennifer	111	3.5
Days , Regina	79	3.4
Ruef , Mikaela	67	3.3
Hamson , Jennifer	49	3.3
Roberts , Trina	195	3.3
Sporn , Rachael	377	3.2
Gahan , Tracy	96	3.2

WNBL ALL TIME LEADERS

Defensive Rebounds

Player	Games	Total
Batkovic , Suzy	346	2156
Sporn , Rachael	377	2006
Whittle , Jenny	295	1842
George , Cayla	246	1773
Dalton , Karen	375	1590
Bailie , Lucille	377	1568
Snell , Belinda	324	1486
Veal , Kristen	373	1441
Jackson , Lauren	172	1395
Bishop , Abby	234	1391

Player	Games	Average
Jackson , Lauren	172	8.1
George , Cayla	246	7.2
Ruef , Mikaela	67	7.1
Slimmon , Debbie	199	6.7
Crouse , Jennifer	111	6.7
Griffin , Kelsey	147	6.4
Whittle , Jenny	295	6.2
Batkovic , Suzy	346	6.2
Cambage , Elizabeth	126	6.0
Bishop , Abby	234	5.9

Blocks

Player	Games	Total
Whittle , Jenny	295	672
Peacock , Tracey	347	444
Batkovic , Suzy	346	443
Jackson , Lauren	172	425
Tolo , Marianna	179	414
Wilson , Carly	363	335
George , Cayla	246	312
Crouse , Jennifer	111	306
Sporn , Rachael	377	264
Cambage , Elizabeth	126	239

Player	Games	Average
Crouse , Jennifer	111	2.8
Jackson , Lauren	172	2.5
Hamson , Jennifer	49	2.4
Tolo , Marianna	179	2.3
Whittle , Jenny	295	2.3
Cambage , Elizabeth	126	1.9
Tomlinson , Louella	133	1.8
Fegent , Renae	111	1.7
Hamblin , Ruth	48	1.6
Goureeva , Joulia	50	1.5

Steals

Player	Games	Total
Bevilaqua , Tully	292	722
Maher , Robyn	369	614
Timms , Michele	285	589
Sporn , Rachael	377	573
Veal , Kristen	373	531
Fletcher , Narelle	294	520
McInerny , Emily	307	507
Hill , Jo	351	484
Harrower , Kristi	330	429
Snell , Belinda	324	426

Player	Games	Average
Black , Debbie	131	3.2
Whitcomb , Sami	77	2.6
Bevilaqua , Tully	292	2.5
Days , Regina	79	2.2
Timms , Michele	285	2.1
Corkeron , Rhonda	196	2.1
Hahn , Kathy	146	1.9
Cleary , Michelle	147	1.8
Fletcher , Narelle	294	1.8
Taylor , Penny	137	1.7



PLAYER ROSTER

NO.	PLAYER	HEIGHT (CM)	POSITION	DOB
1	Lauren Nicholson	183	Forward	26/3/93
2	Crystal Langhorne	188	Forward	27/10/86
3	Hannah Kaser	178	Guard	2/7/93
6	Sarah Elsworthy	171	Guard	29/3/98
7	Steph Talbot	188	Guard	15/6/94
8	Chelsea Brook	189	Forward	29/7/98
10	Laura Hodges	189	Forward	13/12/83
11	Brianna Turner	190	Forward	5/7/96
16	Nat Hurst	163	Guard	8/4/83
21	Ruby Porter	178	Forward	15/10/01
35	Nicole Seekamp	178	Guard	26/4/92

Development Players

NO.	PLAYER	HEIGHT (CM)	POSITION	DOB
15	Jasmin Fejo	177	Guard	3/3/00
	Jessie Edwards	193	Forward	16/10/95

CLUB INFO

CLUB DETAILS	
CLUB NAME	Adelaide Lightning
UNIFORM COLOURS	Navy/White
STADIUM NAME	Titanium Security Arena
STADIUM ADDRESS	44a Crittenden Rd, Findon, SA 5023
CAPACITY	7500

CLUB CONTACTS	
CLUB CONTACT	Mandy Spear mandy@adelaidelighting.com.au 08 8268 3592
CLUB MEDIA OFFICER	Skye Harwood 0418 849 512 skye@adelaidelighting.com.au
HEAD COACH	Chris Lucas chris_lucas1@bigpond.com
ASSISTANT COACH/S	Zach O'Brien
TEAM MANAGER	Lisa Brenton lisabrentonyoga@gmail.com
CLUB GAME COMMISSIONER	David McKenzie david.mckenzie@airbus.com
CLUB HEAD STATISTICIAN	Trevor Baker sanatofficials@internode.on.net



2019/20 SCHEDULE



ROUND	DATE	TIME (LOCAL)	Venue	Home Team	Away Team
1	Fri Oct 11	7:00 pm	TSA	ADELAIDE	SYDNEY UNI
 1	Sun Oct 13	1:30 pm	AIS	UC CAPITALS	ADELAIDE
2	Fri Oct 18	7:00 pm	TSV	TOWNSVILLE	ADELAIDE
3	Sat Oct 26	6:30 pm	BBC	PERTH	ADELAIDE
4	Fri Nov 1	7:00 pm	BEN	BENDIGO	ADELAIDE
 5	Sat Nov 9	7:00 pm	TSA	ADELAIDE	BENDIGO
FIBA QUALIFIERS WINDOW					
 6	Fri Nov 22	7:00 pm	TSA	ADELAIDE	MELBOURNE
 7	Sun Dec 1	5:00 pm	TSA	ADELAIDE	SOUTHSIDE
 8	Fri Dec 6	7:00 pm	TSA	ADELAIDE	PERTH
8	Sun Dec 8	12:00 pm	QBA	SYDNEY UNI	ADELAIDE
 9	Sun Dec 15	1:00 pm	TSA	ADELAIDE	BENDIGO
10	Sun Dec 22	5:00 pm	SBC	MELBOURNE	ADELAIDE
 11	Fri Dec 27	7:00 pm	TSA	ADELAIDE	UC CAPITALS
11	Sun Dec 29	5:00 pm	BRY	SYDNEY UNI	ADELAIDE
12	Fri Jan 3	7:00 pm	TSV	TOWNSVILLE	ADELAIDE
 12	Sun Jan 5	1:00 pm	TSA	ADELAIDE	SOUTHSIDE
 13	Fri Jan 10	7:00 pm	TSA	ADELAIDE	MELBOURNE
 14	Fri Jan 17	7:00 pm	TSA	ADELAIDE	TOWNSVILLE
15	Sat Jan 25	7:00 pm	DAN	SOUTHSIDE	ADELAIDE
 16	Thu Jan 30	7:00 pm	TSA	ADELAIDE	PERTH
16	Sat Feb 1	5:00 pm	NCC	UC CAPITALS	ADELAIDE

VENUE

AIS	AIS Arena (Canberra)
BBS	Bendat Basketball Stadium (Perth)
BEN	Bendigo Stadium
BRY	Brydens Stadium
DAN	Dandenong Basketball Stadium
GEE	The Geelong Arena
NCC	National Convention Centre (Canberra)
QBA	Qudos Bank Arena (Sydney)
SBC	State Basketball Centre
TAR	Tralagon Sports Centre
 TSA	Titanium Security Arena (Adelaide)
TSV	Townsville Stadium

YEAR BY YEAR



YEAR	CLUB	WINS	LOSSES	POSITION	PLAYOFFS	COACH
	Noarlunga Tigers	4	9	7th	Missed Playoffs	Brendan Flynn
	North Adelaide Rockets	10	3	2nd	Lost Grand Final	Kay McFarlane
	West Adelaide Bearcats	6	7	5th	Lost Semi Final	Ted Powell
1982	Noarlunga Tigers	10	4	3rd	Lost Semi Final	Brendan Flynn
	North Adelaide Rockets	5	9	8th	Missed Playoffs	Kay McFarlane
	West Adelaide Bearcats	10	7	5th	Lost Semi Final	Ted Powell
1983	Noarlunga Tigers	4	13	9th	Missed Playoffs	Jim Madigan
	North Adelaide Rockets	7	10	6th	Missed Playoffs	Kay McFarlane
	West Adelaide Bearcats	9	8	5th	Missed Playoffs	Ted Powell
1984	Noarlunga Tigers	12	6	3rd	Lost Semi Final	Jim Madigan
	North Adelaide Rockets	12	6	4th	Lost Semi Final	Kay McFarlane
	West Adelaide Bearcats	14	4	1st	Lost Grand Final	Ted Powell
1985	Noarlunga Tigers	13	5	3rd	Lost Grand Final	Jim Madigan
	North Adelaide Rockets	15	3	1st	Lost Semi Final	Kay McFarlane
	West Adelaide Bearcats	10	8	6th	Missed Playoffs	Ted Powell
1986	Noarlunga Tigers	11	13	8th	Missed Playoffs	Lee Prettyjohn
	North Adelaide Rockets	16	8	5th	Missed Playoffs	Kay McFarlane
	West Adelaide Bearcats	14	10	7th	Missed Playoffs	Ted Powell
1987	Noarlunga Tigers	10	10	7th	Missed Playoffs	John Wright
	North Adelaide Rockets	13	7	3rd	Lost Semi Final	Kay McFarlane
	West Adelaide Bearcats	13	7	4th	Lost Semi Final	Ted Powell
1988	Noarlunga Tigers	12	10	7th	Missed Playoffs	Trevor Spratt
	North Adelaide Rockets	18	4	2nd	Lost Grand Final	Kay McFarlane
	West Adelaide Bearcats	14	8	4th	Lost Semi Final	Ted Powell
1989	Noarlunga Tigers	3	19	12th	Missed Playoffs	Trevor Spratt
	North Adelaide Rockets	18	8	2nd	Lost Semi Final	Mark Molitor
	West Adelaide Bearcats	13	11	6th	Missed Playoffs	Ted Powell
1990	Noarlunga Tigers	2	22	13th	Missed Playoffs	John Cadd
	North Adelaide Rockets	22	2	1st	Won Championship	Mark Molitor
	West Adelaide Bearcats	6	18	10th	Missed Playoffs	Ted Powell
1991	Noarlunga Tigers	5	17	11th	Missed Playoffs	John Cadd
	North Adelaide Rockets	13	9	4th	Missed Playoffs	Mark Molitor
	West Adelaide Bearcats	0	22	12th	Missed Playoffs	Ted Powell
1992	Adelaide City Comets	8	12	7th	Missed Playoffs	Mark Molitor
	West Adelaide Bearcats	11	9	5th	Missed Playoffs	Reg Grantham
1993	Adelaide Lightning	16	2	2nd	Lost Preliminary Final	Jan Stirling
1994	Adelaide Lightning	16	2	1st	Won Championship	Jan Stirling
1995	Adelaide Lightning	16	2	1st	Won Championship	Jan Stirling
1996	Adelaide Lightning	16	2	2nd	Won Championship	Jan Stirling
1997	Adelaide Lightning	14	4	2nd	Lost Grand Final	Jan Stirling
1998	Adelaide Lightning	9	3	2nd	Won Championship	Jan Stirling
1998/99	Adelaide Lightning	12	9	3rd	Lost Preliminary Final	Jan Stirling
1999/00	Adelaide Lightning	13	8	2nd	Lost Grand Final	Jan Stirling
2000/01	Adelaide Lightning	15	6	3rd	Lost Semi Final	Jan Stirling
2001/02	Adelaide Lightning	17	4	1st	Lost Preliminary Final	Jan Stirling
2002/03	Adelaide Lightning	12	9	4th	Lost Semi Final	Jan Stirling
2003/04	Adelaide Lightning	13	8	3rd	Lost Preliminary Final	Jan Stirling
2004/05	Adelaide Lightning	13	8	4th	Lost Semi Final	Chris Lucas
2005/06	Adelaide Fellas	14	7	2nd	Lost Preliminary Final	Chris Lucas
2006/07	Adelaide Lightning	15	6	3rd	Lost Preliminary Final	Chris Lucas
2007/08	Adelaide Lightning	21	3	1st	Won Championship	Vicki Valk
2008/09	Adelaide Lightning	15	7	4th	lost Semi Final	Vicki Valk
2009/10	Adelaide Lightning	13	9	6th	Missed Playoffs	Vicki Valk
2010/11	Adelaide Lightning	3	19	9th	Missed Playoffs	Stephen Breheny
2011/12	Adelaide Lightning	18	4	1st	Lost Preliminary Final	Peter Buckle
2012/13	Adelaide Lightning	18	6	3rd	Lost Semi Final	Peter Buckle
2013/14	Adelaide Lightning	12	12	5th	Missed Playoffs	Peter Buckle / Richard Dickel
2014/15	Adelaide Lightning	7	15	7th	Missed Playoffs	Jeremi Moule
2015/16	Adelaide Lightning	10	14	7th	Missed Playoffs	Tracy York
2016/17	Adelaide Lightning	3	21	8th	Missed Playoffs	Chris Lucas
2017/18	Adelaide Lightning	11	10	5th	Missed Playoffs	Chris Lucas
2018/19	Adelaide Lightning	13	9	3rd	Runners Up	Chris Lucas

HEAD COACH



Chris Lucas is held in high regard within WNBL circles. His involvement in the League's coaching ranks dates back to his time as an Assistant Coach at Adelaide under Jan Stirling, before taking over the role of Head Coach of the Lightning in 2004. In his initial three-year tenure in the top job, he took the Adelaide Lightning to the finals in each season, reaching as far as the preliminary final in 2006/2007. Lucas left Adelaide at the end of the 2006/07 season, commencing another assistant coaching role, this time at Canberra, under head coach Carrie Graf, helping the Capitals to two WNBL Championships in his three years at the club. He then continued his successes as a Head Coach at the Townsville Fire. In five seasons, Lucas led Townsville to the finals in each occasion, becoming the fifth coach in WNBL history to claim back-to-back Championships in 2014/15 and 2015/16. Lucas then returned home to Adelaide to commence his second stint as head coach of the Lightning for the 2016/17 season.

YEAR	TEAM	REGULAR SEASON			FINALS		NOTES
		WIN	LOSS	POS	WIN	LOSS	
2004/05	Adelaide Lightning	13	8	3rd	0	1	Lost Semi Final
2005/06	Adelaide Fellas	14	7	2nd	0	2	Lost Preliminary Final
2006/07	Adelaide Lightning	15	6	3rd	1	1	Lost Preliminary Final
2007/08	Adelaide Lightning	1	1				
2011/12	Townsville Fire	13	9	4th	1	1	Lost Semi Final
2012/13	Townsville Fire	13	11	4th	2	1	Lost Grand Final
2013/14	Townsville Fire	16	8	3rd	2	1	Lost Grand Final
2014/15	Townsville Fire	17	5	1st	3	3	Champions
2015/16	Townsville Fire	17	7	1st	3	1	Champions
2016/17	Adelaide Lightning	3	21	8th			
2017/18	Adelaide Lightning	11	10	5th			
2018/19	Adelaide Lightning	13	8	3rd	3	2	Lost Grand Final
	TOTAL	146	101		15	13	



#1 LAUREN NICHOLSON GUARD

DOB 26/03/1993 **Height** 183cm **Nationality** Australian

Junior Association | Sutherland Sharks

Career Highlights | Saint Mary's college 2012-2016 | WCC All first team 2014/15, 2015/16 | WNBL championship 2016/17 | Under 17 Australian Team | SEABL MVP 2018

REGULAR SEASON STATS			FIELD GOALS			3 PTS			FREE THROWS				REBOUNDS				AVERAGES						
TEAM	YEAR	G	FGA	FGM	FG%	3PA	3PM	3P%	FTA	FTM	FT%	PTS	OR	DR	REB	FLS	ASS	BLK	STL	TO	PTS	REB	ASS
Sydney	2010/11	7	3	1	33.33	0	0	0	0	0	0	2	1	0	1	0	0	0	0	1	0.3	0.0	0.1
Sydney	2016/17	19	67	32	47.76	26	11	42.31	26	22	84.62	97	21	27	48	28	12	3	3	11	5.1	0.6	2.5
Adelaide	2017/18	20	134	62	46.27	50	18	36	19	17	89.48	159	29	44	73	48	38	3	16	24	8.0	1.9	3.7
Adelaide	2018/19	26	260	126	48.65	95	42	44.22	58	52	89.66	346	38	65	103	59	53	2	30	33	13.3	2.0	4.0
		72	464	221	47.6	171	71	41.5	103	91	88.3	604	89	136	225	135	103	8	49	69	8.4	1.9	3.1



#2 CRYSTAL LANGHORNE FORWARD

DOB 27/10/86 **Height** 188cm **Nationality** American

Career Highlights | 2018 WNBA Champion | 2 x NWBA All Star | 2009 WNBA Most Improved Player



#3 HANNAH KASER GUARD

DOB 2/7/93 **Height** 178 cm **Nationality** Australian

Junior Association | Dandenong Rangers

REGULAR SEASON STATS			FIELD GOALS			3 PTS			FREE THROWS				REBOUNDS				AVERAGES						
TEAM	YEAR	G	FGA	FGM	FG%	3PA	3PM	3P%	FTA	FTM	FT%	PTS	OR	DR	REB	FLS	ASS	BLK	STL	TO	PTS	REB	ASS
Dandenong	2011/12	1	1	1	100.0	0	0	0.0	0	0	0.0	2	1	1	2	0	0	1	1	1	2.0	0.0	2.0
		1	1	1	100.0	0	0	0.0	0	0	0.0	2	1	1	2	0	0	1	1	1	2.0	0.0	2.0



#6 SARAH ELSWORTHY GUARD

DOB 29/3/98 Height 171 cm Nationality

REGULAR SEASON STATS			FIELD GOALS			3 PTS			FREE THROWS				REBOUNDS				AVERAGES						
TEAM	YEAR	G	FGA	FGM	FG%	3PA	3PM	3P%	FTA	FTM	FT%	PTS	OR	DR	REB	FLS	ASS	BLK	STL	TO	PTS	REB	ASS
Adelaide	2016/17	24	105	33	31.4	12	2	16.7	37	27	73.0	95	20	25	45	45	0	21	45	45	4.0	1.9	1.9
Adelaide	2017/18	12	13	7	53.8	3	1	33.3	1	1	100.0	16	0	1	1	5	0	4	6	3	1.3	0.4	0.1
		36	118	40	33.9	15	3	20.0	38	28	0.0	111	20	26	46	50	0	25	51	48	3.1	1.4	1.3



#7 STEPH TALBOT GUARD

DOB 15/6/94 Height 188 cm Nationality Australian

REGULAR SEASON STATS			FIELD GOALS			3 PTS			FREE THROWS				REBOUNDS				AVERAGES						
TEAM	YEAR	G	FGA	FGM	FG%	3PA	3PM	3P%	FTA	FTM	FT%	PTS	OR	DR	REB	FLS	ASS	BLK	STL	TO	PTS	REB	ASS
Adelaide	2011/12	4	3	1	33.3	1	1	100.0	0	0	0.0	3	0	0	0	3	1	0	5	3	0.8	0.8	0.0
Adelaide	2012/13	25	142	65	45.8	10	3	30.0	30	15	50.0	148	40	74	114	66	12	19	61	70	5.9	2.6	4.6
Adelaide	2013/14	15	71	28	39.4	10	1	10.0	27	18	66.7	75	23	45	68	49	3	14	26	28	5.0	3.3	4.5
Canberra	2014/15	22	256	115	44.9	44	14	31.8	57	45	78.9	293	63	106	169	71	9	19	69	61	13.3	3.2	7.7
Canberra	2015/16	24	246	95	38.6	66	17	25.8	74	58	78.4	265	43	125	168	65	19	30	93	71	11.0	2.7	7.0
Melbourne	2018/19	21	211	95	45.0	106	39	36.8	35	33	94.3	262	22	70	92	56	15	24	53	37	12.5	2.7	4.4
		111	929	399	42.9	237	75	31.6	223	169	75.8	1046	191	420	611	310	59	106	307	270	9.4	2.8	5.5



#8 CHELSEA BROOK FORWARD

DOB 29/07/1998 **Height** 189cm **Nationality** Australian

Junior Association | Norwood Flames

Career Highlights | 2017 World University Games Gold Medal | 2018 SA Premier League Halls Medal winner | 2015/16 SA Premier League Championship winners

REGULAR SEASON STATS			FIELD GOALS			3 PTS			FREE THROWS				REBOUNDS				AVERAGES						
TEAM	YEAR	G	FGA	FGM	FG%	3PA	3PM	3P%	FTA	FTM	FT%	PTS	OR	DR	REB	FLS	ASS	BLK	STL	TO	PTS	REB	ASS
Adelaide	2016/17	13	21	9	42.9	4	1	25.0	4	1	25.0	20	5	6	11	1	2	2	7	3	1.5	0.1	0.8
Adelaide	2017/18	11	18	9	50.0	0	0	0.0	2	1	50.0	19	3	5	8	3	0	1	1	7	1.7	0.3	0.7
Adelaide	2018/19	9	8	4	50.0	2	0	0.0	2	2	100.0	10	2	2	4	2	1	2	1	1	1.1	0.2	0.4
		33	47	22	46.8	6	1	16.7	8	4	50.0	49	10	13	23	6	3	5	9	11	1.5	0.2	0.7



#10 LAURA HODGES FORWARD

DOB 13/12/83 **Height** 189 cm

Junior Association | Sturt Sabres

Career Highlights | 4 time Olympian | 2006 Australian Opals World Championship Team

REGULAR SEASON STATS			FIELD GOALS			3 PTS			FREE THROWS				REBOUNDS				AVERAGES						
TEAM	YEAR	G	FGA	FGM	FG%	3PA	3PM	3P%	FTA	FTM	FT%	PTS	OR	DR	REB	FLS	ASS	BLK	STL	TO	PTS	REB	ASS
AIS	1999/00	2	0	0	0.0	0	0	0.0	0	0	0.0	0	0	0	0	0	0	0	0	0	0.0	0.0	0.0
AIS	2000/01	21	270	112	41.5	33	6	18.2	73	58	79.5	288	45	82	127	34	16	18	47	70	13.7	1.6	6.0
AIS	2001/02	21	223	107	48.0	11	1	9.1	104	66	63.5	281	52	78	130	46	11	11	54	64	13.4	2.2	6.2
Adelaide	2002/03	21	268	114	42.5	22	5	22.7	93	56	60.2	289	47	79	126	29	7	19	59	58	13.8	1.4	6.0
Adelaide	2003/04	23	298	137	46.0	17	4	23.5	89	43	48.3	321	62	68	130	39	16	12	54	56	14.0	1.7	5.7
Adelaide	2004/05	22	328	176	53.7	49	18	36.7	87	60	69.0	430	61	96	157	55	20	20	46	67	19.5	2.5	7.1
Adelaide	2005/06	21	263	125	47.5	26	5	19.2	106	63	59.4	318	65	114	179	42	25	11	35	71	15.1	2.0	8.5
Adelaide	2012/13	20	202	113	55.9	4	0	0.0	60	37	61.7	263	49	60	109	27	14	12	30	55	13.2	1.4	5.5
Adelaide	2013/14	23	292	169	57.9	10	4	40.0	111	68	61.3	410	68	109	177	46	11	11	46	65	17.8	2.0	7.7
Adelaide	2014/15	21	262	147	56.1	13	4	30.8	70	43	61.4	347	45	76	121	27	6	12	39	51	16.5	1.3	5.8
Adelaide	2016/17	17	249	119	47.8	7	0	0.0	86	60	69.8	298	42	78	120	19	3	15	17	43	17.5	1.1	7.1
Adelaide	2017/18	2	10	6	60.0	0	0	0.0	2	1	50.0	13	2	4	6	1	0	1	0	6	6.5	0.5	3.0
		214	2665	1325	49.7	192	47	24.5	881	555	63.0	3258	538	844	1382	365	129	142	427	606	15.2	1.7	6.5



#11 BRIANNA TURNER FORWARD

DOB 5/7/96 Height 190 cm Nationality American

Career Highlights | 2019 WNBA All Rookie Team | 2018 NCAA Champion




#16 NAT HURST GUARD

DOB 8/4/83 Height 163 cm Nationality Australian

Junior Association | Canberra

Career Highlights | 7 time WNBL Champion

REGULAR SEASON STATS			FIELD GOALS			3 PTS			FREE THROWS				REBOUNDS				AVERAGES						
TEAM	YEAR	G	FGA	FGM	FG%	3PA	3PM	3P%	FTA	FTM	FT%	PTS	OR	DR	REB	FLS	ASS	BLK	STL	TO	PTS	REB	ASS
Canberra	1999/00	22	4	0	0.0	1	0	0.0	8	7	87.5	7	1	4	5	3	0	0	6	4	0.3	0.1	0.2
Canberra	2000/01	23	38	8	21.1	14	2	14.3	6	4	66.7	22	8	13	21	22	1	2	25	25	1.0	1.0	0.9
Canberra	2001/02	23	56	20	35.7	24	4	16.7	16	11	68.8	55	8	24	32	20	2	3	29	17	2.4	0.9	1.4
Canberra	2002/03	23	56	18	32.1	27	10	37.0	20	16	80.0	62	8	31	39	30	1	3	21	14	2.7	1.3	1.7
Canberra	2005/06	20	40	14	35.0	14	6	42.9	15	12	80.0	46	10	24	34	21	0	7	16	7	2.3	1.1	1.7
Canberra	2006/07	24	166	76	45.8	53	24	45.3	61	44	72.1	220	23	46	69	46	1	16	43	30	9.2	1.9	2.9
Canberra	2007/08	25	286	124	43.4	112	48	42.9	62	48	77.4	344	19	59	78	75	1	13	52	38	13.8	3.0	3.1
Canberra	2008/09	21	189	85	45.0	86	36	41.9	43	30	69.8	236	20	90	110	74	1	28	48	26	11.2	3.5	5.2
Canberra	2009/10	25	273	112	41.0	86	30	34.9	64	50	78.1	304	24	85	109	94	1	30	71	40	12.2	3.8	4.4
Canberra	2013/14	22	248	101	40.7	77	35	45.5	77	68	88.3	305	9	80	89	124	1	22	56	45	13.9	5.6	4.0
Canberra	2017/18	19	176	73	41.5	69	25	36.2	16	12	75.0	183	15	62	77	126	3	20	35	25	9.6	6.6	4.1
Bendigo	2018/19	21	211	86	40.8	109	42	38.5	28	23	82.1	237	15	68	83	66	0	22	35	19	11.3	3.1	4.0
		268	1743	717	41.1	672	262	39.0	416	325	78.1	2021	160	586	746	701	12	166	437	290	7.5	2.6	2.8



#21 RUBY PORTER FORWARD

DOB 15/10/00 Height 178 cm Nationality Australian

Junior Association | Sturt Sabres

REGULAR SEASON STATS			FIELD GOALS			3 PTS			FREE THROWS				REBOUNDS				AVERAGES						
TEAM	YEAR	G	FGA	FGM	FG%	3PA	3PM	3P%	FTA	FTM	FT%	PTS	OR	DR	REB	FLS	ASS	BLK	STL	TO	PTS	REB	ASS
Adelaide	2018/19	5	5	0	0.0	2	0	0.0	0	0	0.0	0	1	1	2	0	0	0	1	0	0.0	0.0	0.4
		5	5	0	0.0	2	0	0.0	0	0	0.0	0	1	1	2	0	0	0	1	0	0.0	0.0	0.4



#35 NICOLE SEEKAMP GUARD

DOB 26/04/1992 **Height** 178cm **Nationality** Australian

Junior Association | Sturt Sabres

Career Highlights | Sturt Sabres Junior | South Australian Country representative | South Australian U/20s gold medal winner and MVP | Australian institute of Sport scholarship holder | University of South Dakota women's basketball team 2011-2016 | Summit league player of the year | WNIT champions 2016 | Adelaide Lightning 2017-2019 | Australian Opal's commonwealth games gold medal

REGULAR SEASON STATS			FIELD GOALS			3 PTS			FREE THROWS				REBOUNDS						AVERAGES				
TEAM	YEAR	G	FGA	FGM	FG%	3PA	3PM	3P%	FTA	FTM	FT%	PTS	OR	DR	REB	FLS	ASS	BLK	STL	TO	PTS	REB	ASS
AIS	2009/10	18	75	22	29.3	23	6	26.1	22	18	81.8	68	14	21	35	18	1	16	36	21	3.8	1.0	1.9
Adelaide	2010/11	13	57	24	42.1	23	9	39.1	11	8	72.7	65	10	22	32	22	1	10	17	28	5.0	1.7	2.5
Adelaide	2017/18	21	244	105	43.0	77	22	28.6	55	45	81.8	277	25	65	90	103	4	46	69	47	13.2	4.9	4.3
Adelaide	2018/19	26	275	120	43.6	62	25	40.3	75	53	70.7	318	35	95	130	156	4	56	84	58	12.2	6.0	5.0
		78	651	271	41.6	185	62	33.5	163	124	76.1	728	84	203	287	299	10	128	206	154	9.3	3.8	3.7



#15 JASMIN FEJO GUARD

DOB 3/3/00 **Height** 177cm



#15 JESSIE EDWARDS FORWARD

DOB 16/10/95 **Height** 193cm

REGULAR SEASON STATS			FIELD GOALS			3 PTS			FREE THROWS				REBOUNDS						AVERAGES				
TEAM	YEAR	G	FGA	FGM	FG%	3PA	3PM	3P%	FTA	FTM	FT%	PTS	OR	DR	REB	FLS	ASS	BLK	STL	TO	PTS	REB	ASS
West Coast	2013/14	18	10	4	40	1	0	0	4	2	50	10	5	7	12	3	4	3	2	6	0.6	0.2	0.7
West Coast	2014/15	3	2	0	0	0	0	0	2	1	50	1	0	0	0	1	0	0	0	2	0.3	0.0	0.0
		21	12	4	33.3	1	0	0.0	6	3	0.0	11	5	7	12	4	4	3	2	8	0.5	0.2	0.6

ALL TIME STATS



Points

Player	Games	Total
Sporn , Rachael	224	3651
Hodges , Laura	171	2689
Hill , Jo	202	2229
Marino , Angela	182	2077
Foley , Jessica	132	1743
Woosnam , Samantha	194	1629
Screen , Jennifer	162	1576
Boyd , Carla	133	1516
Kingi , Jae	157	1514
Phillips , Erin	127	1498

Player	Games	Average
Batkovic , Suzy	40	22.7
Coffey , Nia	26	17.5
Mitchell , Leilani	24	17.4
Camino , Renae	40	16.6
Sporn , Rachael	224	16.3
Bishop , Abby	45	16.1
Hodges , Laura	171	15.7
George , Cayla	46	15.3
Foley , Jessica	132	13.2
Willey , Tami	23	13.1

Assists

Player	Games	Total
Marino , Angela	182	621
Screen , Jennifer	162	574
Sporn , Rachael	224	514
Kingi , Jae	157	447
Woosnam , Samantha	194	436
Phillips , Erin	127	423
Hill , Jo	202	422
Foley , Jessica	132	342
Boyd , Carla	133	337
Brogan , Michelle	98	319

Player	Games	Average
Logic , Samantha	24	5.4
Mitchell , Leilani	24	5.2
Seekamp , Nicole	60	4.7
Daldy , Vicki	39	4.6
Screen , Jennifer	162	3.5
Marino , Angela	182	3.4
Phillips , Erin	127	3.3
Brogan , Michelle	98	3.3
Blicavs , Stephanie	24	3.1
Clydesdale , Aimie	40	2.9

Total Rebounds

Player	Games	Total
Sporn , Rachael	224	1951
Hodges , Laura	171	1125
Woosnam , Samantha	194	951
Screen , Jennifer	162	947
Hill , Jo	202	919
Boyd , Carla	133	900
Phillips , Erin	127	731
Brogan , Michelle	98	724
Gahan , Tracy	73	661
Kingi , Jae	157	661

Player	Games	Average
Ruef , Mikaela	24	11.8
Batkovic , Suzy	40	10.0
George , Cayla	46	9.2
Gahan , Tracy	73	9.1
Alexander , Kayla	23	8.9
Sporn , Rachael	224	8.7
Bishop , Abby	45	8.7
Coffey , Nia	26	8.5
Brogan , Michelle	98	7.4
Roberts , Trina	40	7.4

Offensive Rebounds

Player	Games	Total
Sporn , Rachael	224	749
Hodges , Laura	171	441
Hill , Jo	202	343
Boyd , Carla	133	291
Screen , Jennifer	162	263
Brogan , Michelle	98	248
Gahan , Tracy	73	245
Woosnam , Samantha	194	241
Phillips , Erin	127	229
Kingi , Jae	157	195

Player	Games	Average
Ruef , Mikaela	24	4.0
Gahan , Tracy	73	3.4
Sporn , Rachael	224	3.3
Bishop , Abby	45	2.7
George , Cayla	46	2.6
Hodges , Laura	171	2.6
Batkovic , Suzy	40	2.6
Alexander , Kayla	23	2.6
Brogan , Michelle	98	2.5
Roberts , Trina	40	2.5

ALL TIME STATS



Defensive Rebounds

Player	Games	Total
Sporn , Rachael	224	1202
Woosnam , Samantha	194	710
Screen , Jennifer	162	684
Hodges , Laura	171	684
Boyd , Carla	133	609
Hill , Jo	202	576
Phillips , Erin	127	502
Brogan , Michelle	98	476
Kingi , Jae	157	466
Peacock , Tracey	161	426

Player	Games	Average
Ruef , Mikaela	24	7.9
Batkovic , Suzy	40	7.5
George , Cayla	46	6.6
Coffey , Nia	26	6.6
Alexander , Kayla	23	6.3
Bishop , Abby	45	6.0
Gahan , Tracy	73	5.7
Whittle , Jenny	27	5.6
Sporn , Rachael	224	5.4
Brogan , Michelle	98	4.9

Blocks

Player	Games	Total
Sporn , Rachael	224	180
Peacock , Tracey	161	156
Boyd , Carla	133	121
Hodges , Laura	171	102
Batkovic , Suzy	40	82
Duke , Rebecca	112	73
Planeta , Colleen	71	70
Murray , Mia	68	68
Brogan , Michelle	98	67
George , Cayla	46	58

Player	Games	Average
Batkovic , Suzy	40	2.1
Coffey , Nia	26	1.3
George , Cayla	46	1.3
Whittle , Jenny	27	1.2
Murray , Mia	68	1.0
Planeta , Colleen	71	1.0
Peacock , Tracey	161	1.0
Hamblin , Ruth	21	1.0
Boyd , Carla	133	0.9
Sporn , Rachael	224	0.8

Steals

Player	Games	Total
Sporn , Rachael	224	355
Hill , Jo	202	298
Kingi , Jae	157	209
Boyd , Carla	133	175
Brogan , Michelle	98	159
Woosnam , Samantha	194	152
Foley , Jessica	132	148
Screen , Jennifer	162	141
Phillips , Erin	127	139
Marino , Angela	182	138

Player	Games	Average
Mitchell , Leilani	24	2.3
Daldy , Vicki	39	2.2
Batkovic , Suzy	40	2.0
Seekamp , Nicole	60	1.9
Logic , Samantha	24	1.8
Brogan , Michelle	98	1.6
Sporn , Rachael	224	1.6
Harrower , Kristi	20	1.5
Hill , Jo	202	1.5
Kingi , Jae	157	1.3

SPIRIT

The word "SPIRIT" is rendered in a bold, stylized, blue font with a yellow outline. The letters are slightly slanted and have a 3D effect. To the right of the word is a yellow and blue basketball. Below the word and the basketball are decorative swooshes in yellow, blue, and red, creating a sense of motion and energy.

PLAYER ROSTER

NO.	PLAYER	HEIGHT (CM)	POSITION	DOB
3	Kara Tessari	165	Guard	18/3/99
4	Shyla Heal	167	Guard	19/9/01
12	Demi Skinner	188	Forward	9/4/97
13	Abbey Wehrung	178	Guard	28/12/95
18	Carley Ernst (nee Mijovic)	196	Forward	1/8/94
20	Gabe Richards	188	Centre	19/11/84
22	Kelly Wilson	170	Guard	1/1/84
24	Tess Lavey	171	Guard	29/3/93
32	Rebecca Tobin	195	Centre	21/4/88
35	Marte Grays		Forward	

Development Players

NO.	PLAYER	HEIGHT (CM)	POSITION	DOB
1	Isabella Strafford	179	Guard	26/9/01
5	Kasey Burton	184	Forward	28/4/96

CLUB INFO

CLUB DETAILS	
CLUB NAME	Bendigo
MAJOR SPONSOR	
UNIFORM COLOURS	Blue/Yellow
STADIUM NAME	Bendigo Stadium
STADIUM ADDRESS	91 Inglis St, West Bendigo VIC
CAPACITY	4000

CLUB CONTACTS	
CLUB CONTACT	Ben Harvey 0419 346 114 ben.harvey@bendigostadium.com.au
CLUB MEDIA OFFICER	Michael McIvor 0437 643 661 michael.mcivor@bendigostadium.com.au
HEAD COACH	Tracey York coach@bendigospirit.com.au
ASSISTANT COACH/S	Mark Alabakov, Tom Thorn & Cam Wilkosz
TEAM MANAGER	Gary Dumaresq garydumaresq@yahoo.com.au
CLUB GAME COMMISSIONER	Ashley Donaldson ashleydonaldson@bigpond.com
CLUB HEAD STATISTICIAN	Paul Moller hothawks@gmail.com



BendigoSpirit



@Bendigospirit



@Bendigo_Spirit

2019/20 SCHEDULE



ROUND	DATE	TIME (LOCAL)	Venue	Home Team	Away Team
1	Sat Oct 12	7:00 pm	BEN	BENDIGO	MELBOURNE
2	Sat Oct 19	7:30 pm	SBC	MELBOURNE	BENDIGO
2	Sun Oct 20	5:00 pm	BEN	BENDIGO	PERTH
3	Sat Oct 26	5:00 pm	TAR	SOUTHSIDE	BENDIGO
4	Fri Nov 1	7:00 pm	BEN	BENDIGO	ADELAIDE
4	Sun Nov 3	5:00 pm	DAN	SOUTHSIDE	BENDIGO
5	Sat Nov 9	7:00 pm	TSA	ADELAIDE	BENDIGO
FIBA QUALIFIERS WINDOW					
6	Sun Nov 24	2:00 pm	BEN	BENDIGO	MELBOURNE
7	Fri Nov 29	7:00 pm	BEN	BENDIGO	SYDNEY UNI
8	Fri Dec 6	7:00 pm	BEN	BENDIGO	UC CAPITALS
8	Sun Dec 8	3:00 pm	TSV	TOWNSVILLE	BENDIGO
9	Sun Dec 15	1:00 pm	TSA	ADELAIDE	BENDIGO
10	Thu Dec 19	12:00 pm	BEN	BENDIGO	SYDNEY UNI
10	Sat Dec 21	5:00 pm	NCC	UC CAPITALS	BENDIGO
11	Sat Dec 28	7:00 pm	BEN	BENDIGO	TOWNSVILLE
12	Fri Jan 3	7:00 pm	BEN	BENDIGO	UC CAPITALS
13	Sun Jan 12	1:00 pm	BBC	PERTH	BENDIGO
14	Sat Jan 18	7:00 pm	BEN	BENDIGO	SOUTHSIDE
15	Fri Jan 24	7:00 pm	BEN	BENDIGO	PERTH
16	Thu Jan 30	7:00 pm	BRY	SYDNEY UNI	BENDIGO
16	Sat Feb 1	6:00 pm	TSV	TOWNSVILLE	BENDIGO

VENUE

	AIS	AIS Arena (Canberra)
	BBS	Bendat Basketball Stadium (Perth)
	BEN	Bendigo Stadium
	BRY	Brydens Stadium
	DAN	Dandenong Basketball Stadium
	GEE	The Geelong Arena
	NCC	National Convention Centre (Canberra)
	QBA	Qudos Bank Arena (Sydney)
	SBC	State Basketball Centre
	TAR	Tralagon Sports Centre
	TSA	Titanium Security Arena (Adelaide)
	TSV	Townsville Stadium

YEAR BY YEAR



YEAR	WINS	LOSSES	POSITION	PLAYOFFS	COACH
2007/08	10	14	7th	Missed playoffs	Bernie Harrower
2008/09	14	8	5th	Lost Elimination Final	Bernie Harrower
2009/10	13	9	5th	Lost Elimination Final	Bernie Harrower
2010/11	15	7	3rd	Lost Preliminary Final	Bernie Harrower
2011/12	12	10	6th	Missed playoffs	Bernie Harrower
2012/13	21	3	1st	Champions	Bernie Harrower
2013/14	22	2	1st	Champions	Bernie Harrower
2014/15	15	7	2nd	Runner Up	Bernie Harrower
2015/16	12	12	6th	Missed Playoffs	Simon Pritchard
2016/17	13	11	6th	Missed Playoffs	Simon Pritchard
2017/18	4	17	8th	Missed Playoffs	Simon Pritchard
2018/19	7	14	7th	Missed Playoffs	Simon Pritchard

HEAD COACH



After three years assisting Joey Wright at the Adelaide 36ers in the NBL, Tracy York has returned to the WNBL to guide the Bendigo Spirit hopefully back into the playoffs. Tracy has a wealth of knowledge and has coached at many levels of the game from Junior teams, state league teams and also International with the the Australian Opals, Gems and Sapphires.

YEAR	TEAM	REGULAR SEASON			FINALS		NOTES
		WIN	LOSS	POS	WIN	LOSS	
2015/16	Adelaide Lightning	10	14	7th			Missed playoffs
	TOTAL	10	14		0	0	



#3 KARA TESSARI GUARD

DOB 18/3/99 **Height** 165 cm **Nationality** Australian

Junior Association | Bulleen

Career Highlights | Representing VIC Metro for 4 Nationals and winning 3 gold medals | SEABL Championship for the Braves (2018)

REGULAR SEASON STATS			FIELD GOALS			3 PTS			FREE THROWS				REBOUNDS				AVERAGES						
TEAM	YEAR	G	FGA	FGM	FG%	3PA	3PM	3P%	FTA	FTM	FT%	PTS	OR	DR	REB	FLS	ASS	BLK	STL	TO	PTS	REB	ASS
Bendigo	2016/17	4	2	1	50.0	2	1	50.0	0	0	0.0	3	0	2	2	1	0	0	3	3	0.8	0.3	0.5
Bendigo	2017/18	20	25	9	36.0	15	2	13.3	10	8	80.0	28	2	8	10	13	0	9	10	15	1.4	0.7	0.5
Bendigo	2018/19	20	36	12	33.3	19	7	36.8	18	15	83.3	46	6	6	12	9	0	4	14	24	2.3	0.5	0.6
		44	63	22	34.9	36	10	27.8	28	23	82.1	77	8	16	24	23	0	13	27	42	1.8	0.5	0.5



#4 SHYLA HEAL GUARD

DOB 19/9/01 **Height** 167 cm **Nationality** Australian

Junior Association | AIS

Career Highlights | U17 Worlds Bronze medallist, U17 Worlds All Star 5 member

REGULAR SEASON STATS			FIELD GOALS			3 PTS			FREE THROWS				REBOUNDS				AVERAGES						
TEAM	YEAR	G	FGA	FGM	FG%	3PA	3PM	3P%	FTA	FTM	FT%	PTS	OR	DR	REB	FLS	ASS	BLK	STL	TO	PTS	REB	ASS
SEQ Stars	2015/16	14	15	3	20	0	0	0	6	4	66.7	10	4	3	7	10	3	0	5	8	0.7	0.2	0.5
Perth	2018/19	11	27	9	33.3	12	5	41.6	0	0	0	23	3	3	6	4	2	1	1	3	2.1	0.2	0.5
		25	42	12	28.6	12	5	41.7	6	4	0.0	33	7	6	13	14	5	1	6	11	1.3	0.6	0.5



#12 DEMI SKINNER FORWARD

DOB 9/4/97 **Height** 188 cm **Nationality** Australian



#13 ABBEY WEHRUNG GUARD

DOB 28/12/95 **Height** 178 cm **Nationality** Australian

Junior Association | Ballarat

Career Highlights | Gold World University Games with the Emerging Opals (2017) | U17 World Champs | AIS (2012/2013)

REGULAR SEASON STATS			FIELD GOALS			3 PTS			FREE THROWS				REBOUNDS				AVERAGES						
TEAM	YEAR	G	FGA	FGM	FG%	3PA	3PM	3P%	FTA	FTM	FT%	PTS	OR	DR	REB	FLS	ASS	BLK	STL	TO	PTS	REB	ASS
Canberra	2014/15	20	62	19	30.6	22	6	27.3	14	13	92.9	57	8	18	26	17	1	3	25	21	2.9	0.9	1.3
Canberra	2015/16	24	102	35	34.3	47	13	27.7	31	24	77.4	107	8	27	35	30	2	6	44	23	4.5	1.3	1.5
Canberra	2016/17	16	113	46	40.7	67	27	40.3	17	12	70.6	131	5	37	42	19	5	6	20	27	8.2	1.2	2.6
Canberra	2017/18	20	166	70	42.2	69	33	47.8	22	17	77.3	190	10	53	63	48	3	21	39	35	9.5	2.4	3.2
Bendigo	2018/19	21	216	74	34.3	87	25	28.7	55	44	80.0	217	10	44	54	50	5	8	55	44	10.3	2.4	2.6
		101	659	244	37.0	292	104	35.6	139	110	79.1	702	41	179	220	164	16	44	183	150	7.0	1.6	2.2



#18 CARLEY ERNST (NEE MIJOVIC) FORWARD

DOB 1/08/94 **Height** 196 cm **Nationality** Australian

Junior Association | Dandenong

Career Highlights | Winning State Championships | Rookie of the Year (2012) | Bronze Medal U19 World Champs (2013) | Winning Romanian Championship (2018)

REGULAR SEASON STATS			FIELD GOALS			3 PTS			FREE THROWS				REBOUNDS				AVERAGES						
TEAM	YEAR	G	FGA	FGM	FG%	3PA	3PM	3P%	FTA	FTM	FT%	PTS	OR	DR	REB	FLS	ASS	BLK	STL	TO	PTS	REB	ASS
AIS	2009/10	4	21	7	33.3	5	3	60.0	6	4	66.7	21	1	11	12	2	1	1	5	8	5.3	0.5	3.0
AIS	2011/12	18	182	73	40.1	25	8	32.0	22	9	40.9	163	23	71	94	19	7	6	37	51	9.1	1.1	5.2
Dandenong	2012/13	23	149	60	40.3	35	11	31.4	14	10	71.4	141	29	52	81	4	16	9	24	48	6.1	0.2	3.5
Canberra	2013/14	24	189	91	48.1	41	17	41.5	40	27	67.5	226	21	75	96	16	29	10	35	63	9.4	0.7	4.0
Adelaide	2014/15	22	155	61	39.4	58	21	36.2	10	9	90.0	152	10	68	78	20	12	11	35	46	6.9	0.9	3.5
Perth	2015/16	27	265	112	42.3	144	62	43.1	37	28	75.7	314	23	75	98	15	11	13	37	56	11.6	0.6	3.6
Perth	2016/17	27	357	135	37.8	179	64	35.8	30	26	86.7	360	26	172	198	33	39	20	51	65	13.3	1.2	7.3
Dandenong	2017/18	21	280	108	38.6	116	35	30.2	27	15	55.6	266	30	104	134	25	21	17	35	47	12.7	1.2	6.4
Dandenong	2018/19	21	171	72	42.1	69	23	33.3	32	25	78.1	192	16	57	73	17	10	9	34	42	9.1	0.8	3.5
		187	1769	719	40.6	672	244	36.3	218	153	70.2	1835	179	685	864	151	146	96	293	426	9.8	0.8	4.6



#20 GABRIELLE RICHARDS CENTRE

DOB 19/11/84 **Height** 188 cm **Nationality** Australian

Junior Association I

Career Highlights | 2x WNBL Champion (2013, 2014) | 2x WNBL All-Star Five (2013, 2014) | FIBA World Championship Bronze medal Turkey (2014)

REGULAR SEASON STATS			FIELD GOALS			3 PTS			FREE THROWS				REBOUNDS							AVERAGES			
TEAM	YEAR	G	FGA	FGM	FG%	3PA	3PM	3P%	FTA	FTM	FT%	PTS	OR	DR	REB	FLS	ASS	BLK	STL	TO	PTS	REB	ASS
AIS	2002/03	21	103	53	51.5	1	0	0.0	44	22	50.0	128	26	63	89	15	9	6	32	37	6.1	0.7	4.2
AIS	2003/04	21	258	120	46.5	10	4	40.0	55	40	72.7	284	47	132	179	27	23	12	61	51	13.5	1.3	8.5
Bendigo	2007/08	24	274	141	51.5	16	7	43.8	99	60	60.6	349	46	143	189	37	24	9	47	68	14.5	1.5	7.9
Bendigo	2008/09	23	247	108	43.7	31	6	19.4	92	70	76.1	292	60	109	169	26	16	8	33	58	12.7	1.1	7.3
Bendigo	2010/11	24	187	102	54.5	3	2	66.7	64	46	71.9	252	81	100	181	15	9	13	30	64	10.5	0.6	7.5
Bendigo	2011/12	22	232	105	45.3	4	0	0.0	79	59	74.7	269	69	101	170	18	8	11	36	63	12.2	0.8	7.7
Bendigo	2012/13	25	307	158	51.5	9	2	22.2	97	78	80.4	396	103	115	218	37	17	12	39	62	15.8	1.5	8.7
Bendigo	2013/14	24	264	126	47.7	4	1	25.0	115	82	71.3	335	93	136	229	31	12	12	48	60	14.0	1.3	9.5
Bendigo	2014/15	24	250	125	50.0	3	1	33.3	60	39	65.0	293	74	128	202	54	20	17	52	63	12.2	2.3	8.4
Bendigo	2015/16	24	289	150	51.9	4	1	25.0	86	71	82.6	372	79	140	219	32	26	16	49	65	15.5	1.3	9.1
Bendigo	2016/17	24	167	75	44.9	1	0	0.0	49	32	65.3	182	39	80	119	47	9	11	38	55	7.6	2.0	5.0
Bendigo	2017/18	20	163	74	45.4	1	0	0.0	55	42	76.4	190	39	97	136	33	9	10	43	35	9.5	1.7	6.8
		276	2741	1337	48.8	87	24	27.6	895	641	71.6	3342	756	1344	2100	372	182	137	508	681	12.1	1.3	7.6



#22 KELLY WILSON GUARD

DOB 1/1/85 **Height** 170 cm **Nationality** Australian

Junior Association | Leongatha Lightning

Career Highlights | FIBA Oceania Championships (2013) | World University Games Gold (2007) | WNBL Rookie of the Year (2003) | Staunton Medal for best player at the U20 National Championships (2003) | FIBA Young Women's World Championship 2003 | WNBL Champion (2013, 2014, 2018)

REGULAR SEASON STATS			FIELD GOALS			3 PTS			FREE THROWS				REBOUNDS							AVERAGES			
TEAM	YEAR	G	FGA	FGM	FG%	3PA	3PM	3P%	FTA	FTM	FT%	PTS	OR	DR	REB	FLS	ASS	BLK	STL	TO	PTS	REB	ASS
AIS	2002/03	18	168	62	36.9	42	12	28.6	34	26	76.5	162	21	58	79	47	9	24	46	50	9.0	2.6	4.4
Sydney	2003/04	19	53	16	30.2	25	5	20.0	2	2	100.0	39	2	15	17	23	2	16	28	36	2.1	1.2	0.9
Sydney	2004/05	24	137	54	39.4	39	12	30.8	21	17	81.0	137	22	26	48	22	1	14	26	39	5.7	0.9	2.0
Townsville	2005/06	21	206	85	41.3	59	19	32.2	36	34	94.4	223	19	34	53	53	1	26	51	47	10.6	2.5	2.5
Townsville	2006/07	18	126	59	46.8	41	12	29.3	15	11	73.3	141	14	44	58	33	2	13	35	48	7.8	1.8	3.2
Townsville	2007/08	23	213	86	40.4	64	23	35.9	63	49	77.8	244	27	45	72	50	1	26	59	69	10.6	2.2	3.1
Bendigo	2008/09	23	176	75	42.6	57	21	36.8	58	47	81.0	218	28	66	94	53	3	23	42	59	9.5	2.3	4.1
Bendigo	2009/10	23	238	82	34.5	112	39	34.8	55	46	83.6	249	35	60	95	50	1	12	39	57	10.8	2.2	4.1
Bendigo	2010/11	24	194	71	36.6	76	24	31.6	38	27	71.1	193	26	66	92	51	1	11	55	66	8.0	2.1	3.8
Bendigo	2011/12	22	124	44	35.5	65	25	38.5	13	10	76.9	123	22	46	68	58	2	17	20	49	5.6	2.6	3.1
Bendigo	2012/13	26	231	95	41.1	138	49	35.5	33	24	72.7	263	13	79	92	70	4	23	40	63	10.1	2.7	3.5
Bendigo	2013/14	23	182	78	42.9	73	31	42.5	47	35	74.5	222	20	56	76	92	1	22	51	54	9.7	4.0	3.3
Bendigo	2014/15	21	167	59	35.3	54	16	29.6	45	40	88.9	175	15	50	65	102	4	17	55	39	8.3	4.9	3.1
Bendigo	2015/16	24	284	91	32.0	93	31	33.3	71	60	84.5	273	29	56	85	131	2	22	68	66	11.4	5.5	3.5
Townsville	2016/17	16	67	27	40.3	11	4	36.4	23	17	73.9	75	9	41	50	70	3	7	23	29	4.7	4.4	3.1
Townsville	2017/18	25	124	49	39.5	47	15	31.9	30	26	86.7	139	15	63	78	113	1	30	50	40	5.6	4.5	3.1
Canberra	2018/19	26	201	80	39.8	67	21	31.3	31	27	87.1	208	31	87	118	161	9	37	62	51	8.0	6.2	4.5
		376	2891	1113	38.5	1063	359	33.8	615	498	81.0	3084	348	892	1240	1179	47	340	750	862	8.2	3.1	3.3



#24 TESSA LAVEY GUARD

DOB 29/03/93 **Height** 172 cm **Nationality** Australian

Junior Association | Swan Hill Flyers

Career Highlights | Bronze Medal Turkey World Championships (2014) | Rio Olympics (2016) | Commonwealth Games Gold (2018)

REGULAR SEASON STATS			FIELD GOALS			3 PTS			FREE THROWS				REBOUNDS			AVERAGES							
TEAM	YEAR	G	FGA	FGM	FG%	3PA	3PM	3P%	FTA	FTM	FT%	PTS	OR	DR	REB	FLS	ASS	BLK	STL	TO	PTS	REB	ASS
AIS	2009/10	8	48	12	25.0	16	3	18.8	3	1	33.3	28	9	17	26	3	0	2	21	7	4.0	0.4	3.7
AIS	2010/11	10	38	11	28.9	9	3	33.3	28	17	60.7	42	11	22	33	14	1	11	23	9	4.2	1.4	3.3
AIS	2011/12	15	55	23	41.8	19	7	36.8	6	3	50.0	56	6	25	31	25	2	6	34	24	3.7	1.7	2.1
Canberra	2012/13	9	13	2	15.4	5	0	0.0	0	0	0.0	4	3	5	8	4	0	2	9	4	0.4	0.4	0.9
Bendigo	2013/14	17	26	9	34.6	13	5	38.5	2	2	100.0	25	3	10	13	7	0	3	12	8	1.5	0.4	0.8
Bendigo	2014/15	24	64	18	28.1	29	8	27.6	9	6	66.7	50	4	19	23	32	1	5	17	21	2.1	1.3	1.0
Perth	2015/16	26	279	97	34.8	122	40	32.8	35	31	88.6	265	25	64	89	87	6	30	46	53	10.2	3.3	3.4
Perth	2016/17	23	173	55	31.8	102	27	26.5	27	21	77.8	158	22	67	89	98	0	36	38	38	6.9	4.3	3.9
Dandenong	2017/18	17	110	42	38.2	47	16	34.0	11	9	81.8	109	9	26	35	44	0	9	23	22	6.4	2.6	2.1
Dandenong	2018/19	21	146	58	39.7	60	22	36.7	5	4	80.0	142	10	41	51	67	1	16	29	31	6.8	3.2	2.4
		170	952	327	34.3	422	131	31.0	126	94	74.6	879	102	296	398	381	11	120	252	217	5.2	2.2	2.3




#32 REBECCA TOBIN CENTRE

DOB 21/4/88 **Height** 195 cm **Nationality** American

Junior Association | Glendale Cactus High School

Career Highlights | Playing in Italy, Romania, Hungary, France, Puerto Rico, and Germany | Winning two Cup Championships and one League Championship in Germany

REGULAR SEASON STATS			FIELD GOALS			3 PTS			FREE THROWS				REBOUNDS			AVERAGES							
TEAM	YEAR	G	FGA	FGM	FG%	3PA	3PM	3P%	FTA	FTM	FT%	PTS	OR	DR	REB	FLS	ASS	BLK	STL	TO	PTS	REB	ASS
Bendigo	2018/19	20	170	86	50.6	3	1	33.3	70	54	77.1	227	60	121	181	41	56	29	30	34	11.4	2.8	9.1
		20	170	86	50.6	3	1	33.3	70	54	77.1	227	60	121	181	41	56	29	30	34	11.4	2.8	9.1



#35 MARTE GRAYS FORWARD

DOB 14/3/96 **Height** 188 cm **Nationality** American

Junior Association | Nunawading

Career Highlights | DePaul University - averaged 14.9 points (15.6 points in conference play), 5.5 rebounds, 1.4 assists and shot at an impressive 45% from the field | 2017-2018 and 2018-2019 All-Big East First Team | 2017-2018 and 2018-2019 Big East All-Tournament Team | 2018-2019 Cheryl Miller Small Forward Award | 2014-2015 Big East All-Freshman team.




#1 ISABELLA STRAFFORD GUARD

DOB 26/9/01 **Height** 174 cm **Nationality** Australian

Junior Association I

Career Highlights I Represented South Australia in U16s, bottom and top age U18s and has been named an emergency for the U20s side this year. I Southern Tigers in South Australia's Premier League, averaging 11 points, 4.8 rebounds and 1.7 assists per game.



#5 KASEY BURTON SHOOTING GUARD

DOB 14/3/96 **Nationality** American

Junior Association I

Career Highlights I Representative of Victoria Country for U16s, U18s and the Victorian U20s side I Currently representing the Melbourne Tigers in the NBL1, Burton started all 20 games, averaging 9.8 points, 8.2 rebounds and 2.5 assists per game.

REGULAR SEASON STATS			FIELD GOALS			3 PTS			FREE THROWS				REBOUNDS				AVERAGES						
TEAM	YEAR	G	FGA	FGM	FG%	3PA	3PM	3P%	FTA	FTM	FT%	PTS	OR	DR	REB	FLS	ASS	BLK	STL	TO	PTS	REB	ASS
Melbourne	2015/16	6	8	2	25.0	3	0	0.0	2	2	100.0	6	1	2	3	0	0	0	4	3	1.0	0.0	0.5
Melbourne	2016/17	5	3	1	33.3	1	1	100.0	0	0	0.0	3	1	1	2	2	1	0	2	0	0.6	0.4	0.4
Melbourne	2017/18	5	2	0	0.0	0	0	0.0	0	0	0.0	0	4	5	9	1	0	1	1	2	0.0	0.2	1.8
		16	13	3	23.1	4	1	25.0	2	2	100.0	9	6	8	14	3	1	1	7	5	0.6	0.2	0.9

ALL TIME STATS



Points

Player	Games	Total
Richards , Gabrielle	234	2930
Harrower, Kristi	148	2194
Griffin , Kelsey	121	1915
Wilson , Kelly	186	1716
Aubry , Chelsea	145	1124
Snell , Belinda	49	724
Madgen , Tess	46	715
Payne , Nadeen	64	691
Oliver , Heather	145	553
King , Lauren	46	515

Player	Games	Average
Raincock-Ekunwe , Nayo	24	15.9
Griffin , Kelsey	121	15.8
Madgen , Tess	46	15.5
Macleod , Kathleen	24	15.2
Harrower, Kristi	148	14.8
Snell , Belinda	49	14.8
Black, Deanna	21	14.6
Ashby , Karen	24	12.8
Banham , Rachel	21	12.6
Richards , Gabrielle	234	12.5

Assists

Player	Games	Total
Harrower, Kristi	148	832
Wilson , Kelly	186	607
Richards , Gabrielle	234	330
Griffin , Kelsey	121	229
Snell , Belinda	49	155
Aubry , Chelsea	145	134
Oliver , Heather	145	131
Macleod , Kathleen	24	125
Madgen , Tess	46	102
Finnigan , Jasmine	114	97

Player	Games	Average
Harrower, Kristi	148	5.6
Macleod , Kathleen	24	5.2
Wilson , Kelly	186	3.3
O'Hea , Jenna	20	3.3
Snell , Belinda	49	3.2
Hurst , Natalie	21	3.1
Tobin , Rebecca	20	2.8
Ashby , Karen	24	2.6
Banham , Rachel	21	2.6
Wehrung , Abigail	21	2.4

Total Rebounds

Player	Games	Total
Richards , Gabrielle	234	1832
Griffin , Kelsey	121	1081
Harrower, Kristi	148	718
Wilson , Kelly	186	667
Aubry , Chelsea	145	574
Finnigan , Jasmine	114	372
Oliver , Heather	145	347
Payne , Nadeen	64	274
Madgen , Tess	46	272
Snell , Belinda	49	229

Player	Games	Average
Tobin , Rebecca	20	9.1
Griffin , Kelsey	121	8.9
Raincock-Ekunwe , Nayo	24	8.3
Richards , Gabrielle	234	7.8
Ashby , Karen	24	6.0
Madgen , Tess	46	5.9
Penaluna , Elyse	21	5.2
Black, Deanna	21	5.1
Harrower, Kristi	148	4.9
O'Hea , Jenna	20	4.9

Offensive Rebounds

Player	Games	Total
Richards , Gabrielle	234	683
Griffin , Kelsey	121	356
Aubry , Chelsea	145	216
Wilson , Kelly	186	188
Oliver , Heather	145	168
Harrower, Kristi	148	156
Finnigan , Jasmine	114	108
Madgen , Tess	46	81
Payne , Nadeen	64	78
Raincock-Ekunwe , Nayo	24	78

Player	Games	Average
Raincock-Ekunwe , Nayo	24	3.3
Tobin , Rebecca	20	3.0
Griffin , Kelsey	121	2.9
Richards , Gabrielle	234	2.9
Penaluna , Elyse	21	2.3
Black, Deanna	21	2.0
Madgen , Tess	46	1.8
Aubry , Chelsea	145	1.5
Payne , Marita	21	1.5
Whittle , Marena	21	1.5

Defensive Rebounds

Player	Games	Total
Richards , Gabrielle	234	1149
Griffin , Kelsey	121	725
Harrower, Kristi	148	562
Wilson , Kelly	186	479
Aubry , Chelsea	145	358
Finnigan , Jasmine	114	264
Payne , Nadeen	64	196
Snell , Belinda	49	194
Madgen , Tess	46	191
Oliver , Heather	145	179

Player	Games	Average
Tobin , Rebecca	20	6.1
Griffin , Kelsey	121	6.0
Raincock-Ekunwe , Nayo	24	5.1
Richards , Gabrielle	234	4.9
Ashby , Karen	24	4.5
Madgen , Tess	46	4.2
Snell , Belinda	49	4.0
Harrower, Kristi	148	3.8
O'Hea , Jenna	20	3.5
King , Lauren	46	3.4

Blocks

Player	Games	Total
Richards , Gabrielle	234	150
Griffin , Kelsey	121	117
King , Lauren	46	49
Finnigan , Jasmine	114	33
Ashby , Karen	24	33
Aubry , Chelsea	145	33
Payne , Marita	21	32
Tomlinson , Louella	19	32
Oliver , Heather	145	29
Tobin , Rebecca	20	29

Player	Games	Average
Payne , Marita	21	1.5
Tobin , Rebecca	20	1.5
Ashby , Karen	24	1.4
King , Lauren	46	1.1
Griffin , Kelsey	121	1.0
Penaluna , Elyse	21	0.9
Richards , Gabrielle	234	0.6
O'Hea , Jenna	20	0.6
Snell , Belinda	49	0.5
Black, Deanna	21	0.4

Steals

Player	Games	Total
Griffin , Kelsey	121	181
Wilson , Kelly	186	147
Harrower, Kristi	148	131
Richards , Gabrielle	234	119
Finnigan , Jasmine	114	70
Snell , Belinda	49	69
Oliver , Heather	145	63
Madgen , Tess	46	57
Blicavs , Sara	51	57
Payne , Nadeen	64	42

Player	Games	Average
Black, Deanna	21	1.5
Tobin , Rebecca	20	1.5
Griffin , Kelsey	121	1.5
Snell , Belinda	49	1.4
Madgen , Tess	46	1.2
Banham , Rachel	21	1.1
Blicavs , Sara	51	1.1
O'Hea , Jenna	20	1.1
Hurst , Natalie	21	1.0
Karaitiana, Ashleigh	43	0.9



PLAYER ROSTER

NO.	PLAYER	HEIGHT (CM)	POSITION	DOB
5	Sophie Cunningham	185	Forward	16/8/96
7	Toni Farnworth	182	Guard	10/5/87
11	Penina Davidson	190	Forward	2/9/95
12	Chelsea D'Angelo	178	Guard	18/1/00
13	Ezi Magbegor	193	Forward	13/8/99
14	Monique Conti	165	Guard	9/12/99
15	Lindsay Allen	172	Guard	20/3/96
21	Stella Beck	181	Guard	25/9/95
22	Cayla George	193	Forward	1/5/89
23	Maddie Garrick	178	Guard	1/4/92
32	Kalani Purcell	185	Forward	13/1/95

Development Players

NO.	PLAYER	HEIGHT (CM)	POSITION	DOB
4	Paige Price	182	Forward	30/4/03
6	Rachel Brewster	180	Forward	6/1/97

CLUB INFO

CLUB DETAILS	
CLUB NAME	Deakin Melbourne Boomers
NAMING RIGHTS SPONSOR	Deakin University
MAJOR SPONSOR	AV Jennings, Ikon, LED Media, Adairs, Civic Media
UNIFORM COLOURS	Purple/Black/White
STADIUM NAME	State Basketball Centre
STADIUM ADDRESS	291 George St, Wantirna South 3152
CAPACITY	3400

CLUB CONTACTS	
CLUB CONTACT	Christy Collier 0412 653 000 Christy@melbourneboomers.com.au
CLUB MEDIA OFFICER	Michael Dolan 0474 909 471 michael.dolan@peselandcarr.com.au
HEAD COACH	Guy Molloy coach@melbourneboomers.com.au
ASSISTANT COACH/S	Paul Flynn, Kennedy Kereama & Larissa Anderson
TEAM MANAGER	Vanessa Bennett
CLUB GAME COMMISSIONER	John Wood
CLUB HEAD STATISTICIAN	Tracey Teunissen ttstath@bigpond.com



/MelbourneBoomers



@MelbourneBoomers



@melbourneboomers

2019/20 SCHEDULE

ROUND	DATE	TIME (LOCAL)	Venue	Home Team	Away Team
1	Sat Oct 12	7:00 pm	BEN	BENDIGO	MELBOURNE
 2	Sat Oct 19	7:30 pm	SBC	MELBOURNE	BENDIGO
 3	Fri Oct 25	7:30 pm	GEE	MELBOURNE	UC CAPITALS
3	Sun Oct 27	4:00 pm	TSV	TOWNSVILLE	MELBOURNE
 4	Mon Nov 4	7:30 pm	SBC	MELBOURNE	SOUTHSIDE
 5	Sat Nov 9	7:30 pm	SBC	MELBOURNE	UC CAPITALS
FIBA QUALIFIERS WINDOW					
6	Fri Nov 22	7:00 pm	TSA	ADELAIDE	MELBOURNE
6	Sun Nov 24	2:00 pm	BEN	BENDIGO	MELBOURNE
 7	Sat Nov 30	7:30 pm	SBC	MELBOURNE	SYDNEY UNI
8	Sat Dec 7	7:00 pm	DAN	SOUTHSIDE	MELBOURNE
 8	Sun Dec 8	5:00 pm	SBC	MELBOURNE	PERTH
9	Sun Dec 15	1:00 pm	BBC	PERTH	MELBOURNE
 10	Sun Dec 22	5:00 pm	SBC	MELBOURNE	ADELAIDE
 11	Fri Dec 27	7:30 pm	SBC	MELBOURNE	TOWNSVILLE
12	Sun Jan 5	5:00 pm	BRY	SYDNEY UNI	MELBOURNE
13	Fri Jan 10	7:00 pm	TSA	ADELAIDE	MELBOURNE
 13	Sun Jan 12	5:00 pm	SBC	MELBOURNE	SOUTHSIDE
14	Fri Jan 17	7:00 pm	NCC	UC CAPITALS	MELBOURNE
14	Sat Jan 18	5:00 pm	BRY	SYDNEY UNI	MELBOURNE
15	Sat Jan 25	6:00 pm	TSV	TOWNSVILLE	MELBOURNE
 16	Sat Feb 1	7:00 pm	SBC	MELBOURNE	PERTH

VENUE

AIS	AIS Arena (Canberra)
BBS	Bendat Basketball Stadium (Perth)
BEN	Bendigo Stadium
BRY	Brydens Stadium
DAN	Dandenong Basketball Stadium
 GEE	The Geelong Arena
NCC	National Convention Centre (Canberra)
QBA	Qudos Bank Arena (Sydney)
 SBC	State Basketball Centre
TAR	Tralagon Sports Centre
TSA	Titanium Security Arena (Adelaide)
TSV	Townsville Stadium

YEAR BY YEAR

YEAR	WINS	LOSSES	POSITION	PLAYOFFS	COACH
1984	5	13	9th	Missed Playoffs	Trevor Cook
1985	3	15	10th	Missed Playoffs	Trevor Cook
1986	5	19	12th	Missed Playoffs	Glen Bines
1987	3	17	11th	Missed Playoffs	Glen Bines
1988	5	17	10th	Missed Playoffs	Charlie Wilson
1989	16	8	4th	Lost Semi Finals	Paul Deacon
1990	17	7	5th	Lost Semi Finals	Paul Deacon
1991	11	11	6th	Missed Playoffs	Paul Deacon
1992	9	10	6th	Missed Playoffs	Paul Deacon
1993	7	11	7th	Missed Playoffs	Tammy Good
1994	5	13	8th	Missed Playoffs	Tammy Good
1995	6	12	7th	Missed Playoffs	Tammy Good
1996	14	4	3rd	Lost Semi Finals	Lori Chizik
1997	5	13	9th	Missed Playoffs	Lori Chizik
1998	3	9	7th	Missed Playoffs	Lori Chizik
1998/99	11	10	5th	Missed Playoffs	Lori Chizik
1999/00	11	10	3rd	Lost Preliminary Final	Lori Chizik
2000/01	7	14	6th	Missed Playoffs	Nathan Jones
2001/02	6	15	6th	Missed Playoffs	Nathan Jones /Cheryl Chambers
2002/03	6	15	6th	Missed Playoffs	Cheryl Chambers
2003/04	11	10	6th	Missed Playoffs	Cheryl Chambers
2004/05	16	5	2nd	Lost Preliminary Final	Cheryl Chambers
2005/06	13	8	4th	Lost Semi Finals	Cheryl Chambers
2006/07	12	9	5th	Missed Playoffs	Cheryl Chambers
2007/08	11	13	5th	Missed Playoffs	Cheryl Chambers
2008/09	17	5	2nd	Lost Grand Final	Cheryl Chambers
2009/10	21	1	1st	lost Grand Final	Tom Maher
2010/11	19	3	1st	Won Championship	Tom Maher
2011/12	15	7	2nd	Lost Grand Final	Tom Maher
2012/13	10	14	5th	Missed Playoffs	Tom Maher
2013/14	14	10	4th	Lost Semi Final	Guy Molloy
2014/15	11	11	6th	Missed Playoffs	Guy Molloy
2015/16	8	16	8th	Missed Playoffs	Guy Molloy
2016/17	5	19	7th	Missed Playoffs	Guy Molloy
2017/18	12	9	4th	Lost Grand Final	Guy Molloy
2018/19	15	6	2nd	Lost Semi Final	Guy Molloy



Guy Molloy is arguably the most experienced of all current WNBL coaches, with a coaching career dating back to 1989 where he coached the Canberra Capitals for one season. Molloy returned to WNBL coaching in 1993 in charge of the WAIS Breakers, taking them to the finals in each of his four seasons there. Molloy has since built upon his wealth of coaching experience as Head Coach of the Australian Under-17 Men's team, guiding the team to a silver medal finish at the 2012 FIBA Under 17 World Championships. He also coached the Victoria Metro U18 Men's team to three consecutive titles from 2007 to 2009. Molloy also completed a stint in the NBL as coach of the Cairns Taipans from 2001 to 2005, before commencing his current role as Head Coach of the Melbourne Boomers in 2013. Most recently Molloy has also been named the New Zealand National women's team head coach.

YEAR	TEAM	REGULAR SEASON			FINALS		NOTES
		WIN	LOSS	POS	WIN	LOSS	
1989	Canberra Capitals	8	15	10th			
1993	WAIS Breakers	12	6	3rd	2	1	Lost Grand Final
1994	WAIS Breakers	12	6	4th	1	1	Lost Preliminary Final
1995	WAIS Breakers	12	6	4th	0	1	Lost Semi Final
1996	WAIS Breakers	11	7	4th	2	1	Lost Preliminary Final
2013/14	Melbourne Boomers	14	10	4th	0	1	Lost Semi Final
2014/15	Melbourne Boomers	11	11	6th			
2015/16	Melbourne Boomers	8	16	8th			
2016/17	Melbourne Boomers	5	19	7th			
2017/18	Melbourne Boomers	12	9	4th	2	1	Lost Grand Final
2018/19	Melbourne Boomers	15	6	2nd	0	2	Lost Semi Final
	TOTAL	120	111		7	8	



#5 SOPHIE CUNNINGHAM GUARD

DOB 16/8/96 **Height** 185 cm **Nationality** American

Junior Association | Rock Bridge (Columbia, Missouri)

Career Highlights | Four seasons of college basketball at the University of Missouri in Columbia, Missouri for the Tigers | WNBA draft 2019 / Round: 2 / Pick: 13th overall | Appeared in 32 career games, starting in five of those contests | Holds career averages of 3.1 points and 1.4 rebounds | Led all rookies in free-throw shooting percentage in 2019, shooting 88.2 percent (30-of-34) | Scored a career-high 19 points on June 28, 2019 against Indiana... finished a perfect three-for-three from three-point range | Owns career-highs in rebounds (six) and assists (three)



#7 TONI FARNWORTH GUARD

DOB 10/5/87 **Height** 182 cm **Nationality** New Zealand

Junior Association | Canterbury (NZ)

Career Highlights | Commonwealth Games (NZ) 2018 | NZ national team 2007 - current

REGULAR SEASON STATS			FIELD GOALS			3 PTS			FREE THROWS				REBOUNDS				AVERAGES							
TEAM	YEAR	G	FGA	FGM	FG%	3PA	3PM	3P%	FTA	FTM	FT%	PTS	OR	DR	REB	FLS	ASS	BLK	STL	TO	PTS	REB	ASS	
Christchurch	2007/08	19	84	37	44.0	14	4	28.6	26	18	69.2	96	19	27	46	17	1	13	22	33	5.1	0.9	2.4	
Dandenong	2009/10	22	116	42	36.2	27	11	40.7	23	15	65.2	110	15	34	49	10	7	5	15	25	5.0	0.5	2.2	
Bendigo	2010/11	24	101	35	34.7	34	10	29.4	34	23	67.6	103	24	43	67	12	5	10	26	30	4.3	0.5	2.8	
Adelaide	2011/12	24	115	45	39.1	16	3	18.8	14	8	57.1	101	29	29	58	20	9	8	19	48	4.2	0.8	2.4	
West Coast	2012/13	24	255	90	35.3	44	12	27.3	47	34	72.3	226	26	57	83	58	12	2	51	62	9.4	2.4	3.5	
West Coast	2013/14	22	271	115	42.4	59	19	32.2	51	41	80.4	290	19	72	91	52	11	19	61	52	13.2	2.4	4.1	
West Coast	2014/15	22	138	48	34.8	40	13	32.5	15	8	53.3	117	10	31	41	14	3	10	20	45	5.3	0.6	1.9	
Perth	2015/16	27	122	41	33.6	57	11	19.3	11	7	63.6	100	21	35	56	39	9	8	19	44	3.7	1.4	2.1	
Perth	2016/17	27	229	87	38.0	90	31	34.4	42	32	76.2	237	45	53	98	65	4	22	43	74	8.8	2.4	3.6	
Perth	2017/18	12	75	23	30.7	34	10	29.4	0	0	0.0	56	18	18	36	16	2	10	10	18	4.7	1.3	3.0	
Perth	2018/19	23	150	44	29.3	64	14	21.9	16	13	81.3	115	25	40	65	44	6	17	14	31	5.0	1.9	2.8	
			246	1656	607	36.7	479	138	28.8	279	199	71.3	1551	251	439	690	347	69	124	300	462	6.3	1.4	2.8



#11 PENINA DAVIDSON FORWARD/CENTER

DOB 9/2/95 **Height** 191 cm **Nationality** New Zealand

Career Highlights | NZ Tall Ferns Selection/March Madness

REGULAR SEASON STATS			FIELD GOALS			3 PTS			FREE THROWS				REBOUNDS				AVERAGES						
TEAM	YEAR	G	FGA	FGM	FG%	3PA	3PM	3P%	FTA	FTM	FT%	PTS	OR	DR	REB	FLS	ASS	BLK	STL	TO	PTS	REB	ASS
Adelaide	2018/19	25	95	38	40.0	3	1	33.3	35	28	80.0	105	21	57	78	12	13	13	21	32	4.2	0.5	3.1
		25	95	38	40.0	3	1	33.3	35	28	80.0	105	21	57	78	12	13	13	21	32	4.2	0.5	3.1



#12 CHELSEA D'ANGELO GUARD

DOB 18/1/00 **Height** 179cm **Nationality** Australian

Junior Association | Traralgon

Career Highlights | Represented Victoria Country at all 4 National Junior Championships (2014-17)- Gold and Bronze Medals | Represented Victoria in 2018 U20 National Championships -Gold Medal | Represented Australia in the U17 2017 FIBA Oceania Qualifiers - Gold Medal | Big V Youth player of the Year 2016 | National Junior Classic MVP 2016 | Basketball Without Borders Asia Camp MVP | Basketball Without Borders Global Camp All-Star 5 2017

REGULAR SEASON STATS			FIELD GOALS			3 PTS			FREE THROWS				REBOUNDS				AVERAGES						
TEAM	YEAR	G	FGA	FGM	FG%	3PA	3PM	3P%	FTA	FTM	FT%	PTS	OR	DR	REB	FLS	ASS	BLK	STL	TO	PTS	REB	ASS
Melbourne	2017/18	1	1	0	0.0	1	0	0.0	0	0	0.0	0	0	0	0	0	0	0	0	1	0.0	0.0	0.0
Melbourne	2018/19	6	6	3	50.0	2	1	50.0	0	0	0.0	7	1	2	3	1	0	0	0	2	1.2	0.2	0.5
		7	7	3	42.9	3	1	33.3	0	0	0.0	7	1	2	3	1	0	0	0	3	1.0	0.1	0.4



#13 EZI MAGBEGOR FORWARD/CENTRE

DOB 13/8/99 **Height** 195cm **Nationality** Australian

Junior Association | Coburg Giants

Career Highlights | Commonwealth Games Gold Medal 2018 | FIBA World Cup Silver Medal 2018

REGULAR SEASON STATS			FIELD GOALS			3 PTS			FREE THROWS				REBOUNDS				AVERAGES						
TEAM	YEAR	G	FGA	FGM	FG%	3PA	3PM	3P%	FTA	FTM	FT%	PTS	OR	DR	REB	FLS	ASS	BLK	STL	TO	PTS	REB	ASS
Canberra	2017/18	20	102	53	52.0	1	0	0.0	41	26	63.4	132	24	47	71	7	22	15	16	28	6.6	0.4	3.6
Melbourne	2018/19	17	120	67	55.8	5	0	0.0	25	14	56.0	148	28	45	73	12	16	5	23	36	8.7	0.7	4.3
		37	222	120	54.1	6	0	0.0	66	40	60.6	280	52	92	144	19	38	20	39	64	7.6	0.5	3.9



#14 MONIQUE CONTI GUARD

DOB 9/12/99 **Height** 167cm **Nationality** Australian

Junior Association | Melbourne Tigers

Career Highlights | WNBL Rookie of the Year (2017) | FIBA U17 All-Tournament Team (2016) | Gold in Spain at FIBA U17 World Championships (2016)

REGULAR SEASON STATS			FIELD GOALS			3 PTS			FREE THROWS				REBOUNDS				AVERAGES						
TEAM	YEAR	G	FGA	FGM	FG%	3PA	3PM	3P%	FTA	FTM	FT%	PTS	OR	DR	REB	FLS	ASS	BLK	STL	TO	PTS	REB	ASS
Melbourne	2016/17	19	31	11	35.5	14	2	14.3	4	4	100.0	28	6	7	13	11	0	7	17	20	1.5	0.6	0.7
Melbourne	2017/18	26	96	29	30.2	53	12	22.6	25	20	80.0	90	12	31	43	35	2	21	35	47	3.5	1.3	1.7
Melbourne	2018/19	21	45	12	26.7	27	5	18.5	5	2	40.0	31	4	13	17	13	0	9	21	23	1.5	0.6	0.8
		66	172	52	30.2	94	19	20.2	34	26	76.5	149	22	51	73	59	2	37	73	90	2.3	0.9	1.1



#15 LINDSAY ALLEN GUARD

DOB 23/3/95 **Height** 173cm **Nationality** American

Junior Association | Notre Dame, USA

Career Highlights | 4 year starter at the University of Notre Dame | 4-time conference (ACC) champion | Drafted by the New York Liberty of the WNBA in 2017 | spent 2 years in the WNBA, 1 in NY and 1 with the Las Vegas Aces

REGULAR SEASON STATS			FIELD GOALS			3 PTS			FREE THROWS				REBOUNDS				AVERAGES						
TEAM	YEAR	G	FGA	FGM	FG%	3PA	3PM	3P%	FTA	FTM	FT%	PTS	OR	DR	REB	FLS	ASS	BLK	STL	TO	PTS	REB	ASS
Melbourne	2018/19	23	324	166	51.2	93	30	32.3	65	56	86.2	418	14	76	90	121	6	27	57	49	18.2	5.3	3.9
		23	324	166	51.2	93	30	32.3	65	56	86.2	418	14	76	90	121	6	27	57	49	18.2	5.3	3.9



#21 STELLA BECK SMALL FORWARD

DOB 25/9/95 **Height** 182 cm **Nationality** New Zealand

Junior Association | Hutt Valley (NZ)

Career Highlights | FIBA Oceania Championship Silver medal 2013 Australia / New Zealand Team | Silver medal 2015 Australia / New Zealand Team | FIBA U18 Oceania Championship | Silver medal 2012 New Zealand Team | FIBA U16 Oceania Championship | Silver medal 2011 Australia

REGULAR SEASON STATS			FIELD GOALS			3 PTS			FREE THROWS				REBOUNDS				AVERAGES						
TEAM	YEAR	G	FGA	FGM	FG%	3PA	3PM	3P%	FTA	FTM	FT%	PTS	OR	DR	REB	FLS	ASS	BLK	STL	TO	PTS	REB	ASS
Townsville	2018/19	15	41	21	51.2	8	2	25.0	10	9	90.0	53	13	18	31	24	4	16	7	13	3.5	1.6	2.1
		15	41	21	51.2	8	2	25.0	10	9	90.0	53	13	18	31	24	4	16	7	13	3.5	1.6	2.1



#22 CAYLA GEORGE FORWARD/CENTRE

DOB 1/5/89 **Height** 193cm **Nationality** Australian

Junior Association | Adelaide

Career Highlights |

2014 World Championship Bronze Medal | 2016 Rio Olympics | 3 x WNBL Champion | Betty Watson ROY | AIS Scholarship | 2018 FIBA World Cup - Silver Medal

REGULAR SEASON STATS			FIELD GOALS			3 PTS			FREE THROWS				REBOUNDS				AVERAGES							
TEAM	YEAR	G	FGA	FGM	FG%	3PA	3PM	3P%	FTA	FTM	FT%	PTS	OR	DR	REB	FLS	ASS	BLK	STL	TO	PTS	REB	ASS	
AIS	2005/06	11	107	36	33.6	17	4	23.5	25	16	64.0	92	19	31	50	10	10	8	20	39	8.4	0.9	4.5	
AIS	2006/07	21	267	110	41.2	68	24	35.3	56	34	60.7	278	45	132	177	43	33	19	59	71	13.2	2.0	8.4	
AIS	2007/08	22	312	128	41.0	64	19	29.7	73	49	67.1	324	37	201	238	59	22	33	68	77	14.7	2.7	10.8	
Adelaide	2008/09	24	342	145	42.4	83	28	33.7	63	53	84.1	371	69	144	213	37	26	28	53	76	15.5	1.5	8.9	
Adelaide	2009/10	22	292	129	44.2	50	15	30.0	83	61	73.5	334	50	159	209	45	32	27	52	58	15.2	2.0	9.5	
Logan	2010/11	24	297	112	37.7	56	12	21.4	57	34	59.6	270	57	163	220	42	28	19	51	70	11.3	1.8	9.2	
Logan	2011/12	22	314	133	42.4	23	3	13.0	62	51	82.3	320	50	176	226	44	39	20	47	62	14.5	2.0	10.3	
Townsville	2014/15	24	321	157	48.9	76	32	42.1	89	69	77.5	418	86	164	250	51	38	24	59	60	17.4	2.1	10.4	
Townsville	2015/16	28	346	150	43.4	71	23	32.4	77	59	76.6	382	65	268	333	59	30	15	58	74	13.6	2.1	11.9	
Townsville	2017/18	26	270	117	43.3	75	22	29.3	25	18	72.0	274	57	189	246	60	30	23	32	69	10.5	2.3	9.5	
Melbourne	2018/19	22	281	114	40.6	62	19	30.6	31	28	90.3	275	49	146	195	60	24	23	47	60	12.5	2.7	8.9	
			246	3149	1331	42.3	645	201	31.2	641	472	73.6	3338	584	1773	2357	510	312	239	546	716	13.6	2.1	9.6



#23 MADDIE GARRICK GUARD

DOB 1/4/92 **Height** 178 cm **Nationality** Australian

Junior Association | Shepperton/Bulleen

Career Highlights | AIS Scholarship 2010-12 | 2 x WNBL Champion (Bendigo Spirit) | 2015 Melbourne Boomers Club MVP | Australian Opal FIBA Asia Cup | 17/2018 WNBL Runner Up (Melbourne Boomers) | Australian 3x3 player |

REGULAR SEASON STATS			FIELD GOALS			3 PTS			FREE THROWS				REBOUNDS				AVERAGES							
TEAM	YEAR	G	FGA	FGM	FG%	3PA	3PM	3P%	FTA	FTM	FT%	PTS	OR	DR	REB	FLS	ASS	BLK	STL	TO	PTS	REB	ASS	
Bendigo	2009/10	6	8	5	62.5	0	0	0.0	0	0	0.0	10	4	4	8	3	0	1	1	2	1.7	0.5	1.3	
AIS	2009/10	3	14	3	21.4	1	0	0.0	0	0	0.0	6	1	8	7	2	1	1	8	5	2.0	0.7	3.0	
AIS	2010/11	22	167	54	32.3	21	4	19.0	24	18	75.0	130	7	48	55	23	4	12	53	42	5.9	1.0	2.5	
AIS	2011/12	18	95	32	33.7	10	3	30.0	17	14	82.4	81	5	29	34	23	3	9	36	39	4.5	1.3	1.9	
Bendigo	2012/13	26	84	35	41.7	10	6	60.0	14	9	64.3	85	9	35	44	6	1	4	19	24	3.3	0.2	1.7	
Bendigo	2013/14	24	76	36	47.4	29	13	44.8	10	10	100.0	95	6	23	29	10	3	2	15	24	4.0	0.4	1.3	
Bendigo	2014/15	23	112	40	35.7	43	16	37.2	12	7	58.3	103	5	35	40	10	5	7	11	23	4.5	0.4	1.7	
Melbourne	2015/16	24	295	120	40.7	140	57	40.7	28	23	82.1	320	20	89	109	44	4	21	64	51	13.3	1.8	4.5	
Melbourne	2016/17	23	298	106	35.6	139	51	36.7	33	28	84.8	291	23	72	95	33	3	26	48	29	12.7	1.4	4.1	
Melbourne	2017/18	26	291	96	33.0	140	42	30.0	24	19	79.2	253	12	66	78	35	1	28	37	40	9.7	1.3	3.0	
Melbourne	2018/19	20	204	83	40.7	123	46	37.4	20	17	85.0	229	12	54	66	32	3	22	37	41	11.5	1.6	3.3	
			215	1644	610	37.1	656	238	36.3	182	145	79.7	1603	104	463	565	221	28	133	329	320	7.5	1.0	2.6



#32 KALANI PURCELL FORWARD

DOB 13/1/95 **Height** 188 cm **Nationality** Australian

Junior Association | South West Pirates (Brisbane)

Career Highlights | 2x WCC First Team (2016, 2017) | WCC Defensive Player of the Year (2017) | WCC Newcomer of the Year (2016) | 2x Silver for New Zealand at FIBA Oceania Championships (2013, 2015) | Silver for New Zealand in FIBA U16 Oceania Championship (2009)

REGULAR SEASON STATS		FIELD GOALS			3 PTS			FREE THROWS				REBOUNDS				AVERAGES							
TEAM	YEAR	G	FGA	FGM	FG%	3PA	3PM	3P%	FTA	FTM	FT%	PTS	OR	DR	REB	FLS	ASS	BLK	STL	TO	PTS	REB	ASS
Melbourne	2017/18	26	146	60	41.1	22	7	31.8	19	10	52.6	137	48	149	197	81	11	37	56	62	5.3	3.1	7.6
Melbourne	2018/19	23	81	31	38.3	37	11	29.7	5	2	40.0	75	45	78	123	48	8	32	34	36	3.3	2.1	5.3
		49	227	91	40.1	59	18	30.5	24	12	0.0	212	93	227	320	129	19	69	90	98	4.3	2.6	6.5



#4 PAIGE PRICE FORWARD

DOB 30/4/03 **Height** 182 cm



#6 RACHEL BREWSTER GUARD

DOB 6/1/97 **Height** 180 cm **Nationality** Australian

Career Highlights | Tied for second in career games played with 126 | Ranks fourth all-time in scoring with 1,303 career points | Ranks eighth in career rebounds with 562 career boards | Tied for ninth in career steals with 157 | Ranks third in career field goals made with 510 | Ranks first in field goals attempted with 1,367 | Ranks sixth in career 3-point field goals made with 104 and third in attempts with 373 | Ranks fifth in career free throw percentage, shooting 79.9 percent (179-of-224) at the free throw line | Tied for first and 14th in single-season games played with 33 in the 2018-19 season and 32 in the 2016-17 season, respectively | Ranks sixth in single-season field goal attempts with 434 in the 2016-17 season | Ranks fifth in single-season free throw percentage, shooting 86.4 percent (51-of-59) at the free throw line in the 2017-18 season.

ALL TIME STATS

Points

Player	Games	Total
Slimmon , Debbie	163	2894
Cabbage , Elizabeth	96	2082
Milner , Sharin	217	1885
Anderson , Larissa	186	1684
Penaluna , Elyse	131	1656
Hibbert , Katrina	108	1637
Brandt , Linda	252	1625
Florance , Hollie	111	1513
Glaubitz , Desiree	177	1471
Cohen , Kate	205	1353

Player	Games	Average
Cabbage , Elizabeth	96	21.7
Maar , Karin	25	18.5
Thornton , Samantha	73	18.3
Allen , Lindsay	23	18.2
Slimmon , Debbie	163	17.8
Tranquilli , Allison	84	15.7
Hibbert , Katrina	108	15.2
Madgen , Tess	89	14.9
Stevens , Gina	20	14.2
McDonald , Emma	38	13.7

Assists

Player	Games	Total
Milner , Sharin	217	824
Cohen , Kate	205	469
Glaubitz , Desiree	177	445
Madgen , Tess	89	387
O'Hea , Jenna	82	349
Hibbert , Katrina	108	333
Brandt , Linda	252	329
Slimmon , Debbie	163	289
Cole , Rebecca	108	273
Butler , Deanne	104	265

Player	Games	Average
Maar , Karin	25	5.5
Allen , Lindsay	23	5.3
Madgen , Tess	89	4.3
O'Hea , Jenna	82	4.3
Milner , Sharin	217	3.8
Hibbert , Katrina	108	3.1
Cleary , Michelle	70	3.0
Metcalfe , Jo	30	2.9
George , Cayla	22	2.7
Talbot , Stephanie	21	2.7

Total Rebounds

Player	Games	Total
Slimmon , Debbie	163	2051
Anderson , Larissa	186	969
Florance , Hollie	111	952
Cabbage , Elizabeth	96	937
Penaluna , Elyse	131	844
Brandt , Linda	252	681
Hibbert , Katrina	108	655
Jarry , Rachel	95	632
McKay , Gaylene	133	591
Milner , Sharin	217	578

Player	Games	Average
Slimmon , Debbie	163	12.6
Cabbage , Elizabeth	96	9.8
George , Cayla	22	8.9
Florance , Hollie	111	8.6
McDonald , Emma	38	7.7
Porter , Natalie	44	6.9
Jarry , Rachel	95	6.7
Purcell , Kalani	49	6.5
Penaluna , Elyse	131	6.4
Burston , Shelley	43	6.2

Offensive Rebounds

Player	Games	Total
Slimmon , Debbie	163	842
Anderson , Larissa	186	309
Florance , Hollie	111	295
Cabbage , Elizabeth	96	293
Brandt , Linda	252	273
Penaluna , Elyse	131	271
Jarry , Rachel	95	258
McKay , Gaylene	133	224
Glaubitz , Desiree	177	180
Cohen , Kate	205	177

Player	Games	Average
Slimmon , Debbie	163	5.2
Cabbage , Elizabeth	96	3.1
O'Brien , Natasha	20	2.8
Jarry , Rachel	95	2.7
Florance , Hollie	111	2.7
Porter , Natalie	44	2.4
Saunders , Chris	60	2.3
George , Cayla	22	2.2
Burton , Natalie	22	2.2
Clues , Jodi	24	2.2

Defensive Rebounds

Player	Games	Total
Slimmon , Debbie	163	1209
Anderson , Larissa	186	660
Florance , Hollie	111	657
Cabbage , Elizabeth	96	644
Penaluna , Elyse	131	573
Hibbert , Katrina	108	508
Milner , Sharin	217	420
Brandt , Linda	252	408
Glaubitz , Desiree	177	392
Jarry , Rachel	95	374

Player	Games	Average
Slimmon , Debbie	163	7.4
Cabbage , Elizabeth	96	6.7
George , Cayla	22	6.6
McDonald , Emma	38	6.1
Florance , Hollie	111	5.9
Whittle , Jenny	23	5.1
Hibbert , Katrina	108	4.7
Purcell , Kalani	49	4.6
Burston , Shelley	43	4.5
Porter , Natalie	44	4.5

Blocks

Player	Games	Total
Cabbage , Elizabeth	96	205
Penaluna , Elyse	131	161
Anderson , Larissa	186	155
Florance , Hollie	111	125
Allen , Rebecca	71	84
Slimmon , Debbie	163	78
Jarry , Rachel	95	61
Saunders , Chris	60	56
Zavec , Hanna	46	47
McKay , Gaylene	133	44

Player	Games	Average
Cabbage , Elizabeth	96	2.1
Whittle , Jenny	23	1.5
Tomlinson , Louella	21	1.5
Searson , Christine	25	1.3
Penaluna , Elyse	131	1.2
Allen , Rebecca	71	1.2
Florance , Hollie	111	1.1
George , Cayla	22	1.1
Zavec , Hanna	46	1.0
Ashby , Karen	21	1.0

Steals

Player	Games	Total
Milner , Sharin	217	272
Slimmon , Debbie	163	266
Cohen , Kate	205	230
Anderson , Larissa	186	210
Brandt , Linda	252	185
chambers , Cheryl	124	170
Hibbert , Katrina	108	157
Clarke , Julie	107	127
Cleary , Michelle	70	116
Penaluna , Elyse	131	111

Player	Games	Average
O'Brien , Natasha	20	1.8
Cleary , Michelle	70	1.7
Slimmon , Debbie	163	1.6
Allen , Rebecca	71	1.6
Maar , Karin	25	1.6
Castledine , Sharon	62	1.5
Hibbert , Katrina	108	1.5
Purcell , Kalani	49	1.4
chambers , Cheryl	124	1.4
Metcalfe , Jo	30	1.3





PLAYER ROSTER

NO.	PLAYER	HEIGHT (CM)	POSITION	DOB
3	Nes'eya Williams	186	Forward	29/8/01
5	Lauren Mansfield	170	Guard	18/12/89
7	Ariel Atkins	180	Guard	30/7/96
10	Katie-Rae Ebzery	178	Guard	8/1/90
11	Maddie Allen	191	Centre	3/7/93
12	Nadeen Payne	188	Forward	7/6/93
15	Taylah Burrows	178	Guard	1/9/01
21	Marena Whittle	180	Forward	28/1/94
32	Alison Schwagmeyer	175	Guard	31/7/90
34	Imani McGee-Stafford	201	Centre	11/10/94

Development Player

NO.	PLAYER	HEIGHT (CM)	POSITION	DOB
6	Jewel-Marie Williams	168	Guard	29/3/01

CLUB INFO

CLUB DETAILS	
CLUB NAME	Perth Lynx
UNIFORM COLOURS	Red (Home and Away)
STADIUM NAME	Bendat Basketball Centre
STADIUM ADDRESS	201 Underwood Avenue, Floreat WA 6014
CAPACITY	1971

CLUB CONTACTS	
CLUB CONTACT	Mikayla Dunn 0433 300 312 mikayla@wildcats.com.au Samantha Fudger 0431 860 106 samantha@wildcats.com.au
CLUB MEDIA OFFICER	Wade Dobson 0423 970 545 wade@wildcats.com.au
HEAD COACH	Andy Stewart andy@perthlynx.com
ASSISTANT COACH/S	Ryan Petrik
STRENGTH & CONDITIONING COACH	Darrell Morgan darrell@perthlynx.com
CLUB GAME COMMISSIONER	Pam Langshaw pam@langshaw.id.au
CLUB HEAD STATISTICIAN	Marcus Langshaw marcus@langshaw.id.au



/PerthLynx



@PerthLynx



@PerthLynx

2019/20 SCHEDULE



ROUND	DATE	TIME (LOCAL)	Venue	Home Team	Away Team
 1	Sun Oct 13	1:00 pm	BBC	PERTH	SYDNEY UNI
2	Thu Oct 17	7:30 pm	DAN	SOUTHSIDE	PERTH
2	Sun Oct 20	5:00 pm	BEN	BENDIGO	PERTH
 3	Sat Oct 26	6:30 pm	BBC	PERTH	ADELAIDE
 4	Sat Nov 2	6:30 pm	BBC	PERTH	TOWNSVILLE
 5	Sat Nov 9	6:30 pm	BBC	PERTH	SYDNEY UNI
FIBA QUALIFIERS WINDOW					
6	Fri Nov 22	7:00 pm	BRY	SYDNEY UNI	PERTH
6	Sun Nov 24	5:00 pm	NCC	UC CAPITALS	PERTH
 7	Fri Nov 29	6:30 pm	BBC	PERTH	SOUTHSIDE
8	Fri Dec 6	7:00 pm	TSA	ADELAIDE	PERTH
8	Sun Dec 8	5:00 pm	SBC	MELBOURNE	PERTH
 9	Sun Dec 15	1:00 pm	BBC	PERTH	MELBOURNE
10	Sat Dec 21	6:00 pm	TSV	TOWNSVILLE	PERTH
 11	Sun Dec 29	1:00 pm	BBC	PERTH	UC CAPITALS
 12	Fri Jan 3	6:30 pm	BBC	PERTH	SOUTHSIDE
12	Sun Jan 5	2:00 pm	AIS	UC CAPITALS	PERTH
 13	Sun Jan 12	1:00 pm	BBC	PERTH	BENDIGO
 14	Sun Jan 19	2:00 pm	BBC	PERTH	TOWNSVILLE
15	Fri Jan 24	7:00 pm	BEN	BENDIGO	PERTH
16	Thu Jan 30	7:00 pm	TSA	ADELAIDE	PERTH
16	Sat Feb 1	7:00 pm	SBC	MELBOURNE	PERTH

VENUE

	AIS	AIS Arena (Canberra)
	BBS	Bendat Basketball Stadium (Perth)
	BEN	Bendigo Stadium
	BRY	Brydens Stadium
	DAN	Dandenong Basketball Stadium
	GEE	The Geelong Arena
	NCC	National Convention Centre (Canberra)
	QBA	Qudos Bank Arena (Sydney)
	SBC	State Basketball Centre
	TAR	Tralagon Sports Centre
	TSA	Titanium Security Arena (Adelaide)
	TSV	Townsville Stadium

YEAR BY YEAR



YEAR	CLUB	WINS	LOSSES	POSITION	PLAYOFFS	COACH
1988	Perth Breakers	6	16	9th	Missed Playoffs	Dave Hancock
1990	Perth Breakers	10	14	8th	Missed Playoffs	Don Sheppard
1991	Perth Breakers	15	7	3rd	Lost Preliminary Final	Don Sheppard
1992	Perth Breakers	17	3	1st	Won Championship	Tom Maher
1993	Perth Breakers	12	6	3rd	Lost Grand Final	Guy Molloy
1994	Perth Breakers	12	6	4th	Lost Preliminary Final	Guy Molloy
1995	Perth Breakers	12	6	4th	Lost Semi Final	Guy Molloy
1996	Perth Breakers	11	7	4th	Lost Preliminary Final	Guy Molloy
1997	Perth Breakers	5	13	8th	Missed Playoffs	Murray Treseder
1998	Perth Breakers	8	4	3rd	Lost Semi Final	Murray Treseder
1998/99	Perth Breakers	14	7	2nd	Lost Grand Final	Murray Treseder
1999/00	Perth Breakers	11	10	4th	Lost Semi Final	Murray Treseder
2000/01	Perth Breakers	4	17	7th	Missed Playoffs	James Crawford
2001/02	Perth Lynx	4	17	7th	Missed Playoffs	Rick Morcom
2002/03	Perth Lynx	6	15	7th	Missed Playoffs	Rick Morcom
2003/04	Perth Lynx	0	21	8th	Missed Playoffs	Murray Treseder
2004/05	Perth Lynx	1	20	8th	Missed Playoffs	Craig Friday
2005/06	Perth Lynx	4	7	7th	Missed Playoffs	Paul O'Brien
2006/07	Perth Lynx	3	18	7th	Missed Playoffs	Paul O'Brien
2007/08	Perth Lynx	5	19	10th	Missed Playoffs	Joe McKay
2008/09	Perth Lynx	4	18	9th	Missed Playoffs	Joe McKay
2009/10	Perth Lynx	2	20	9th	Missed Playoffs	Joe McKay/Vlad Alava
2010/11	West Coast Waves	8	14	8th	Missed Playoffs	David Herbert
2011/12	West Coast Waves	2	20	9th	Missed Playoffs	David Herbert
2012/13	West Coast Waves	4	20	9th	Missed Playoffs	Kennedy Kereama
2013/14	West Coast Waves	1	23	9th	Missed Playoffs	Kennedy Kereama
2014/15	West Coast Waves	4	18	8th	Missed Playoffs	Kennedy Kereama
2015/16	Perth Lynx	16	8	2nd	Lost Grand Final	Andy Stewart
2016/17	Perth Lynx	15	9	3rd	Lost preliminary Finals	Andy Stewart
2017/18	Perth Lynx	15	6	1st	Lost Semi Finals	Andy Stewart
2018/19	Perth Lynx	13	8	4th	Lost Semi Final	Andy Stewart

* Perth's record deleted in 1989 due to pilot strike

HEAD COACH



A product of Western Australian Basketball, Andy Stewart has held head coaching positions at Athletes in Action Australia and the Lakeside Lightning in Western Australia's State Basketball League, winning four championships and five coach of the year awards at the helm of the club. Stewart also served as an Assistant Coach at NBL club Perth Wildcats, playing a part in two championship seasons in 2009/10 and 2013/14. In just two seasons as Head Coach of the Perth Lynx, Stewart has been named WNBL Coach of the year twice, leading his side to the finals and a record 14 game winning streak.

YEAR	TEAM	REGULAR SEASON			FINALS		NOTES
		WIN	LOSS	POS	WIN	LOSS	
2015/16	Perth Lynx	16	8	2nd	1	2	Lost Grand Final
2016/17	Perth Lynx	15	9	3rd	1	2	Lost Semi Final
2017/18	Perth Lynx	15	6	1st	0	2	Lost Semi Final
2018/19	Perth Lynx	13	8	4th	0	2	Lost Semi Final
	TOTAL	59	31		2	8	



#3 NES'EYA WILLIAMS FORWARD

DOB 29/8/01 Height 186 cm



#5 LAUREN MANSFIELD GUARD

DOB 18/12/89 Height 170cm Nationality Australian

Junior Association I North Adelaide

Career Highlights | Playing for Australia and winning Bronze medals at the World Uni Games in 2011 and 2013. Playing for the Australian Opals in the Asia Cup.

REGULAR SEASON STATS			FIELD GOALS			3 PTS			FREE THROWS				REBOUNDS				AVERAGES							
TEAM	YEAR	G	FGA	FGM	FG%	3PA	3PM	3P%	FTA	FTM	FT%	PTS	OR	DR	REB	FLS	ASS	BLK	STL	TO	PTS	REB	ASS	
Adelaide	2012/13	24	107	37	34.6	53	15	28.3	12	12	100.0	101	16	35	51	34	0	16	33	24	4.2	1.4	2.1	
Adelaide	2013/14	24	73	28	38.4	30	11	36.7	20	13	65.0	80	13	25	38	16	1	11	24	16	3.3	0.7	1.6	
SEQ Stars	2015/16	21	304	130	42.8	82	31	37.8	40	35	87.5	326	28	71	99	114	4	17	58	35	15.5	5.4	4.7	
UC Capitals	2016/17	24	349	127	36.4	97	33	34.0	72	65	90.3	352	23	93	116	121	1	36	70	57	14.7	5.0	4.8	
Perth Lynx	2018/19	21	138	52	37.7	68	27	39.7	11	10	90.9	141	11	33	44	48	0	21	31	31	6.7	2.3	2.1	
			114	971	374	38.5	330	117	35.5	155	135	87.1	1000	91	257	348	333	6	101	216	163	8.8	2.9	3.1



#6 JEWEL-MARIE WILLIAMS GUARD

DOB 29/03/01 Height 168 cm Nationality Australian



#7 ARIEL ATKINS GUARD

DOB 30/7/96 **Height** 180 cm **Nationality** American

Career Highlights | 2× WNBA All-Defensive Second Team (2018, 2019)
 | WNBA All-Rookie Team (2018) | 2× First-team All-Big 12 (2017, 2018)
 | Second-team All-Big 12 (2016) | 2× Big 12 All-Defensive Team (2017, 2018)
 | Big 12 All-Freshman Team (2015) | McDonald's All-American (2014)



#10 KATIE-RAE EBZERY GUARD

DOB 8/1/90 **Height** 178cm **Nationality** Australian

Junior Association | Newcastle

Career Highlights | AIS 05-08 | Dandenong 08-09 | Flames 10-16/ 17-18 |
 Rio Olympics | 2018 FIBA World Cup - Silver Medal

REGULAR SEASON STATS			FIELD GOALS			3 PTS			FREE THROWS				REBOUNDS				AVERAGES							
TEAM	YEAR	G	FGA	FGM	FG%	3PA	3PM	3P%	FTA	FTM	FT%	PTS	OR	DR	REB	FLS	ASS	BLK	STL	TO	PTS	REB	ASS	
AIS	2005/06	21	163	52	31.9	13	1	7.7	38	28	73.7	133	30	47	77	55	13	25	103	39	6.3	2.6	3.7	
AIS	2006/07	20	186	68	36.6	48	13	27.1	17	14	82.4	163	22	44	66	30	5	15	69	47	8.2	1.5	3.3	
AIS	2007/08	24	173	69	39.9	41	13	31.7	21	19	90.5	170	28	21	49	41	2	13	35	60	7.1	1.7	2.0	
Dandenong	2008/09	21	167	57	34.1	38	9	23.7	31	26	83.9	149	22	25	47	39	2	10	35	33	7.1	1.9	2.2	
Sydney	2010/11	21	254	106	41.7	41	11	26.8	92	80	87.0	303	43	53	96	48	5	19	76	55	14.4	2.3	4.6	
Sydney	2011/12	23	226	93	41.2	22	6	27.3	59	51	86.4	243	35	48	83	42	2	15	41	49	10.6	1.8	3.6	
Sydney	2012/13	24	292	115	39.4	49	14	28.6	95	84	88.4	328	43	51	94	75	10	28	54	45	13.7	3.1	3.9	
Sydney	2013/14	24	307	130	42.3	53	20	37.7	113	102	90.3	382	33	50	83	74	3	24	49	52	15.9	3.1	3.5	
Sydney	2014/15	24	330	134	40.6	94	42	44.7	98	79	80.6	402	37	46	83	71	7	26	48	59	16.8	3.0	3.5	
Sydney	2015/16	24	329	148	45.0	81	32	39.5	112	97	86.6	425	17	60	77	97	4	18	61	60	17.7	4.0	3.2	
Sydney	2017/18	22	256	97	37.9	67	21	31.3	79	71	89.9	286	15	64	79	110	3	34	57	42	13.0	5.0	3.6	
Perth	2018/19	23	190	72	37.9	56	17	30.4	61	42	68.9	203	29	46	75	58	7	29	34	54	8.8	2.5	3.3	
			271	2873	1141	39.7	603	199	33.0	816	693	84.9	3187	354	555	909	740	63	256	662	595	11.8	2.7	3.4



#11 MADDISON ALLEN CENTRE

DOB 3/8/93 **Height** 191cm **Nationality** Australian

Junior Association | Port Hunter

Career Highlights | Played at Santa Clara University | Highlight beating Stanford at the Maples Center and winning QBL in 2017

REGULAR SEASON STATS			FIELD GOALS			3 PTS			FREE THROWS				REBOUNDS				AVERAGES						
TEAM	YEAR	G	FGA	FGM	FG%	3PA	3PM	3P%	FTA	FTM	FT%	PTS	OR	DR	REB	FLS	ASS	BLK	STL	TO	PTS	REB	ASS
UC Capitals	2016/17	9	2	1	50.0	0	0	0.0	2	1	50.0	3	1	1	2	3	0	1	1	1	0.3	0.3	0.2
Perth Lynx	2018/19	22	34	18	52.9	0	0	0.0	17	13	76.5	49	32	53	85	27	27	7	16	49	2.2	1.2	3.9
		31	36	19	52.8	0	0	0	19	14	0.0	52	33	54	87	30	27	8	17	50	1.7	1.0	2.8



#12 NADEEN PAYNE FORWARD

DOB 7/6/93 **Height** 188 cm **Nationality** Australian

Junior Association | Townsville Fire

Career Highlights | 2018 SEABL Championship

REGULAR SEASON STATS			FIELD GOALS			3 PTS			FREE THROWS				REBOUNDS				AVERAGES						
TEAM	YEAR	G	FGA	FGM	FG%	3PA	3PM	3P%	FTA	FTM	FT%	PTS	OR	DR	REB	FLS	ASS	BLK	STL	TO	PTS	REB	ASS
AIS	2009/10	18	100	35	35.0	16	2	12.5	59	38	64.4	110	17	46	63	15	5	10	68	31	6.1	0.8	3.5
AIS	2010/11	8	47	16	34.0	3	0	0.0	22	13	59.1	45	13	14	27	5	1	8	12	18	5.6	0.6	3.4
Townsville	2010/11	13	84	44	52.4	0	0	0.0	43	31	72.1	119	14	43	57	8	3	3	27	25	9.2	0.6	4.4
Townsville	2011/12	24	161	77	47.8	15	4	26.7	37	28	75.7	186	19	59	78	17	5	10	46	46	7.8	0.7	3.3
Adelaide	2012/13	23	125	69	55.2	9	2	22.2	65	48	73.8	188	31	49	80	22	2	8	42	41	8.2	1.0	3.6
Adelaide	2013/14	24	113	43	38.1	9	1	11.1	42	34	81.0	121	12	34	46	19	4	15	36	46	5.0	0.8	1.9
SEQ Stars	2015/16	26	208	94	45.2	80	28	35.0	56	49	87.5	265	29	62	91	36	11	11	25	71	10.2	1.4	3.5
Bendigo	2016/17	24	165	47	28.5	50	14	28.0	73	58	79.5	166	36	62	98	24	5	11	36	48	6.9	1.0	4.1
Bendigo	2017/18	21	214	88	41.1	70	28	40.0	73	54	74.0	258	21	62	83	40	4	17	54	48	12.3	1.9	4.0
Bendigo	2018/19	19	214	92	43.0	72	28	38.9	61	55	90.2	267	21	72	93	30	4	14	32	48	14.1	1.6	4.9
		200	1431	605	42.3	324	107	33.0	531	408	76.8	1725	213	503	716	216	44	107	378	422	8.6	1.1	3.6



#15 TAYLAH BURROWS GUARD

DOB 1/9/01 **Height** 178 cm **Nationality** Australian



#21 MARENA WHITTLE FORWARD

DOB 28/1/94 **Height** 180 cm **Nationality** Australian

Junior Association | Nunawading

Career Highlights | Completed an impressive college career at North Dakota
| Named in the SEABL All-Star Five in 2017 & 2018

REGULAR SEASON STATS			FIELD GOALS			3 PTS			FREE THROWS				REBOUNDS				AVERAGES						
TEAM	YEAR	G	FGA	FGM	FG%	3PA	3PM	3P%	FTA	FTM	FT%	PTS	OR	DR	REB	FLS	ASS	BLK	STL	TO	PTS	REB	ASS
Bendigo	2018/19	21	151	54	35.8	43	15	34.9	40	29	72.5	152	31	53	84	38	4	15	34	49	7.2	1.8	4.0
		21	151	54	35.8	43	15	34.9	40	29	72.5	152	31	53	84	38	4	15	34	49	7.2	1.8	4.0



#32 ALISON SCHWAGMEYER GUARD/FORWARD

DOB 31/7/90 **Height** 180cm **Nationality** American

Junior Association | Central High School (USA)

Career Highlights | Big South All-Freshman team | GLVC Player of the Year | SBL league MVP 2x | Countries played in: Germany, Romania, Spain and Australia

REGULAR SEASON STATS			FIELD GOALS			3 PTS			FREE THROWS				REBOUNDS				AVERAGES						
TEAM	YEAR	G	FGA	FGM	FG%	3PA	3PM	3P%	FTA	FTM	FT%	PTS	OR	DR	REB	FLS	ASS	BLK	STL	TO	PTS	REB	ASS
Perth	2017/18	1	13	3	23.1	4	0	0.0	6	4	66.7	10	1	0	1	1	0	2	2	1	10.0	1.0	1.0
Perth	2018/19	22	248	121	48.8	68	23	33.8	60	43	71.7	308	30	71	101	43	4	25	35	40	14.0	2.0	4.6
		23	261	124	47.5	72	23	31.9	66	47	0.0	318	31	71	102	44	4	27	37	41	13.8	1.9	4.4



#34 IMANI MCGEE-STAFFORD CENTRE

DOB 11/10/94 **Height** 201cm **Nationality** American

Career Highlights | WNBA All-Rookie Team (2016) | Big 12 Co-Defensive Player of the Year (2016) | Big 12 Female Sports person of the Year (2015) | 2× First-team All-Big 12 (2015, 2016) | Second-team All-Big 12 (2014) | 2× Big 12 All-Defensive Team (2013, 2016) | Big 12 Freshman of the Year (2013) | Big 12 All-Freshman Team (2013) | Gold Medal FIBA Under-17 World Championship (2011)

ALL TIME STATS

Points

Player	Games	Total
Marsh , Melissa	243	2299
Bargeus , Natasha	155	1666
McClure , Melissa	191	1652
Bevilaqua , Tully	204	1613
Stevens , Gina	115	1584
Whitcomb , Sami	77	1569
Fisher , Tanya	141	1261
Black , Deanna	67	1166
Farnworth , Antonia	157	1141
Timms , Michele	78	1115

Player	Games	Average
Williams , Courtney	22	21.3
Whitcomb , Sami	77	20.4
Taylor , Asia	23	18.9
Black , Deanna	67	17.4
Wilson , Carly	34	17.0
Crouse , Jennifer	21	15.5
Hughley , Leteia	23	15.3
Laney , Betnijah	27	15.2
Hanks , Katharine	21	14.9
Dinkins , Lara	20	14.9

Assists

Player	Games	Total
Bevilaqua , Tully	204	618
Marsh , Melissa	243	559
Timms , Michele	78	436
McClure , Melissa	191	436
Fletcher , Narelle	79	295
Bargeus , Natasha	155	292
Farnworth , Antonia	157	288
Whitcomb , Sami	77	284
MacLean , Lisa	186	203
Black , Deanna	67	198

Player	Games	Average
Timms , Michele	78	5.6
Richards , Samantha	24	4.1
Williams , Courtney	22	3.9
Laney , Betnijah	27	3.8
Fletcher , Narelle	79	3.7
Lavey , Tessa	50	3.7
Whitcomb , Sami	77	3.7
Hughley , Leteia	23	3.7
Bevilaqua , Tully	204	3.0
Black , Deanna	67	3.0

Total Rebounds

Player	Games	Total
McClure , Melissa	191	1043
Bargeus , Natasha	155	871
Bevilaqua , Tully	204	823
Marsh , Melissa	243	815
Fisher , Tanya	141	631
Robinson , Fiona	80	556
Briggs , Maryanne	73	521
Burton , Natalie	116	516
Boyd , Christine	124	509
Cox , Rohanee	75	491

Player	Games	Average
Crouse , Jennifer	21	10.5
Emeagi , Chika	22	9.0
Taylor , Asia	23	8.1
Hanks , Katharine	21	8.0
Whittle , Jenny	37	7.9
Laney , Betnijah	27	7.8
Hamblin , Ruth	27	7.7
Burston , Shelley	21	7.6
Corkeron , Rhonda	21	7.4
Harberts , Cassie	22	7.2

Offensive Rebounds

Player	Games	Total
McClure , Melissa	191	298
Burton , Natalie	116	280
Bargeus , Natasha	155	271
Fisher , Tanya	141	239
Robinson , Fiona	80	217
Bevilaqua , Tully	204	207
Cox , Rohanee	75	184
Boyd , Christine	124	178
Marsh , Melissa	243	170
Farnworth , Antonia	157	164

Player	Games	Average
Crouse , Jennifer	21	3.9
Hamblin , Ruth	27	3.6
Minaeva , Elena	30	3.4
Corkeron , Rhonda	21	3.3
Emeagi , Chika	22	3.3
Laney , Betnijah	27	3.1
Hanks , Katharine	21	3.0
Robinson , Fiona	80	2.7
Dowe , Amanda	23	2.7
Taylor , Asia	23	2.7

ALL TIME STATS



Defensive Rebounds

Player	Games	Total
McClure , Melissa	191	745
Marsh , Melissa	243	645
Bevilaqua , Tully	204	616
Bargeus , Natasha	155	600
Fisher , Tanya	141	392
Briggs , Maryanne	73	371
Robinson , Fiona	80	339
Boyd , Christine	124	331
Whitcomb , Sami	77	309
Cox , Rohanee	75	307

Player	Games	Average
Crouse , Jennifer	21	6.6
Whittle , Jenny	37	6.5
Emeagi , Chika	22	5.8
Burston , Shelley	21	5.7
Taylor , Asia	23	5.4
Harberts , Cassie	22	5.2
McPhee , Brittany	23	5.1
Briggs , Maryanne	73	5.1
Hanks , Katharine	21	5.0
Williams , Courtney	22	4.7

Blocks

Player	Games	Total
McClure , Melissa	191	133
Whittle , Jenny	37	100
Crouse , Jennifer	21	89
Briggs , Maryanne	73	87
Boyd , Christine	124	81
Tomlinson , Louella	36	78
Fisher , Tanya	141	76
Bargeus , Natasha	155	64
Hamblin , Ruth	27	59
Cox , Rohanee	75	59

Player	Games	Average
Crouse , Jennifer	21	4.2
Whittle , Jenny	37	2.7
Hamblin , Ruth	27	2.2
Tomlinson , Louella	36	2.2
Burston , Shelley	21	1.5
Allen , Maddison	22	1.2
Briggs , Maryanne	73	1.2
Minaeva , Elena	30	1.2
Wilson , Carly	34	1.1
Emeagi , Chika	22	1.0

Steals

Player	Games	Total
Bevilaqua , Tully	204	508
McClure , Melissa	191	281
Timms , Michele	78	239
Whitcomb , Sami	77	204
Marsh , Melissa	243	194
Stevens , Gina	115	145
Cox , Rohanee	75	118
MacLean , Lisa	186	118
Fletcher , Narelle	79	112
Robinson , Fiona	80	107

Player	Games	Average
Timms , Michele	78	3.1
Corkeron , Rhonda	21	2.8
Whitcomb , Sami	77	2.6
Hughley , Leteia	23	2.6
Bevilaqua , Tully	204	2.5
Williams , Courtney	22	2.3
Evans , Jenny	35	2.1
Richards , Samantha	24	2.0
Taylor , Asia	23	1.8
Dinkins , Lara	20	1.6

SOUTHSIDE

Flyers

PLAYER ROSTER

NO.	PLAYER	HEIGHT (CM)	POSITION	DOB
1	Bec Cole	178	Guard	19/3/92
2	Louella Tomlinson	193	Centre	8/4/88
3	Aimie Clydesdale	176	Guard	21/9/93
4	Jenna O'Hea	186	Forward	6/6/87
5	Leilani Mitchell	165	Point Guard	15/6/85
8	Rebecca Pizzey	190	Forward	27/1/99
10	Kiera Rowe	184	Forward	9/1/99
12	Stephanie Reid	167	Guard	22/7/96
15	Sara Blicavs	189	Forward	15/2/93
21	Mercedes Russell	198	Centre	27/7/95
24	Anneli Maley	189	Forward	1/9/98

Development Players

NO.	PLAYER	HEIGHT (CM)	POSITION	DOB
6	Saraid Taylor		Forward	2/7/98
9	Jacqui Trotto		Guard	17/8/98
11	Amy O'Neill		Guard	28/6/96
20	Taylah Gilam	170	Guard	7/2/99

CLUB INFO

CLUB DETAILS	
CLUB NAME	Southside Flyers
MAJOR SPONSOR	Jayco
UNIFORM COLOURS	Teal & White
STADIUM NAME	Dandenong Stadium
STADIUM ADDRESS	270 Stud Rd Dandenong 3175
CAPACITY	2000

CLUB CONTACTS	
CLUB CONTACT	TRACEY BROWNING 0466 664 933 tracey.browning@southsideflyers.com.au
CLUB MEDIA OFFICER	
HEAD COACH	Cheryl Chambers cherylchambers11@gmail.com
ASSISTANT COACH/S	Belinda Snell belsnell@hotmail.com
TEAM MANAGER	Jenni James
CLUB GAME COMMISSIONER	Beth Carpentar
CLUB HEAD STATISTICIAN	Tracey Teunissen



/Southside Flyers



@Southside Flyers



@Southside Flyers

2019/20 SCHEDULE



ROUND	DATE	TIME (LOCAL)	Venue	Home Team	Away Team
1	Sat Oct 12	7:00 pm	DAN	SOUTHSIDE	TOWNSVILLE
2	Thu Oct 17	7:30 pm	DAN	SOUTHSIDE	PERTH
2	Sat Oct 19	5:00 pm	BRY	SYDNEY UNI	SOUTHSIDE
3	Sat Oct 26	5:00 pm	TAR	SOUTHSIDE	BENDIGO
4	Sun Nov 3	5:00 pm	DAN	SOUTHSIDE	BENDIGO
4	Mon Nov 4	7:30 pm	SBC	MELBOURNE	SOUTHSIDE
5	Thu Nov 7	7:30 pm	DAN	SOUTHSIDE	UC CAPITALS
FIBA QUALIFIERS WINDOW					
6	Sat Nov 23	6:00 pm	TSV	TOWNSVILLE	SOUTHSIDE
7	Fri Nov 29	6:30 pm	BBC	PERTH	SOUTHSIDE
7	Sun Dec 1	5:00 pm	TSA	ADELAIDE	SOUTHSIDE
8	Sat Dec 7	7:00 pm	DAN	SOUTHSIDE	MELBOURNE
9	Fri Dec 13	7:30 pm	DAN	SOUTHSIDE	TOWNSVILLE
9	Sun Dec 15	5:00 pm	NCC	UC CAPITALS	SOUTHSIDE
10	Sat Dec 21	7:00 pm	DAN	SOUTHSIDE	SYDNEY UNI
12	Fri Jan 3	6:30 pm	BBC	PERTH	SOUTHSIDE
12	Sun Jan 5	1:00 pm	TSA	ADELAIDE	SOUTHSIDE
13	Sun Jan 12	5:00 pm	SBC	MELBOURNE	SOUTHSIDE
14	Sat Jan 18	7:00 pm	BEN	BENDIGO	SOUTHSIDE
14	Sun Jan 19	5:00 pm	DAN	SOUTHSIDE	UC CAPITALS
15	Sat Jan 25	7:00 pm	DAN	SOUTHSIDE	ADELAIDE
16	Sat Feb 1	7:00 pm	DAN	SOUTHSIDE	SYDNEY UNI

VENUE

AIS	AIS Arena (Canberra)
BBS	Bendat Basketball Stadium (Perth)
BEN	Bendigo Stadium
BRY	Brydens Stadium
DAN	Dandenong Basketball Stadium
GEE	The Geelong Arena
NCC	National Convention Centre (Canberra)
QBA	Qudos Bank Arena (Sydney)
SBC	State Basketball Centre
TAR	Tralagon Sports Centre
TSA	Titanium Security Arena (Adelaide)
TSV	Townsville Stadium

YEAR BY YEAR



YEAR	WINS	LOSSES	POSITION	PLAYOFFS	COACH
1992	14	6	3rd	Lost Grand Final	Alex Palazzolo
1993	10	8	4th	Lost Semi Final	Alex Palazzolo
1994	10	8	5th	Missed Playoffs	Alex Palazzolo
1995	4	14	8th	Missed Playoffs	Alex Palazzolo
1996	9	9	5th	Missed Playoffs	Steve Barr
1997	9	9	4th	Lost Qualifying Final	Steve Barr
1998	7	5	6th	Missed Playoffs	Steve Barr
1998/99	6	15	7th	Missed Playoffs	Mark Wright
1999/00	11	10	5th	Missed Playoffs	Mark Wright
2000/01	15	6	4th	Lost Preliminary Final	Mark Wright
2001/02	15	6	3rd	Lost Semi Final	Mark Wright
2002/03	11	10	5th	Missed Playoffs	Gary Fox
2003/04	17	4	1st	Won Championship	Gary Fox
2004/05	19	2	1st	Won Championship	Gary Fox
2005/06	14	7	1st	Lost Grand Final	Gary Fox
2006/07	12	9	4th	Lose Semi Finals	Gary Fox
2007/08	12	12	4th	Lost Qualifying Final	Dale Waters
2008/09	7	15	7th	Missed Playoffs	Dale Waters
2009/10	6	16	8th	Missed Playoffs	Dale Waters/Dean Kinsman
2010/11	12	10	4th	Lost Elimination Final	Mark Wright
2011/12	14	8	3rd	Won Championship	Mark Wright
2012/13	19	5	2nd	Lost Preliminary Final	Mark Wright
2013/14	16	8	2nd	Lost Preliminary Final	Mark Wright
2014/15	12	10	3rd	Lost Semi Final	Mark Wright
2015/16	15	9	3rd	Lost Semi Final	Larissa Anderson
2016/17	15	9	2nd	Lost Grand Final	Larissa Anderson
2017/18	7	14	7th	Missed Playoffs	Larissa Anderson
2018/19	9	12	5th	Missed Playoffs	Larissa Anderson

HEAD COACH



Cheryl Chambers is a two-time WNBL Coach of the Year recipient, throughout her coaching career at the Bulleen Boomers (now Melbourne Boomers) from 2001 to 2009. More recently, Chambers also served as an Assistant Coach to Guy Molloy at the Melbourne Boomers, before moving to Sydney to commence a Head Coaching Role at the Flames. In her first season in Sydney, Chambers guided the Flames to the WNBL Championship, ending a 16-year drought and claiming her third Coach of the Year award in the process. Chambers' coaching experience also extends to Australian representative sides. She was the Assistant Coach of the Senior Women's Opals program between 2005 and 2007, part of the gold medal winning Commonwealth Games team in 2006. Chambers also spent three years as coach of the U19 Australian Gems, leading them to a bronze medal in 2013. Chambers returned to national team coaching with the Opals and secured a FIBA World Cup silver medal and Commonwealth Games gold medal in 2018.

YEAR	TEAM	REGULAR SEASON			FINALS		NOTES
		WIN	LOSS	POS	WIN	LOSS	
2001/02	Bulleen Boomers	4	13	6th			
2002/03	Bulleen Boomers	6	15	6th			
2003/04	Bulleen Boomers	11	10	6th			
2004/05	Bulleen Boomers	16	5	2nd	0	2	Lost Preliminary Final
2005/06	Bulleen Boomers	13	8	4th	0	1	Lost Semi Final
2006/07	Bulleen Boomers	12	9	5th			
2007/08	Bulleen Boomers	11	13	5th			
2008/09	Bulleen Boomers	17	5	2nd	1	2	Lost Grand Final
2016/17	Sydney Uni Flames	18	6	1st	4	0	Champions
2017/18	Sydney Uni Flames	14	7	2nd	0	2	Lost Semi Final
2018/19	Sydney Uni Flames	2	19	8th			
	TOTAL	124	110		5	7	



#1 REBECCA COLE GUARD

DOB 19/03/1993 **Height** 178cm **Nationality** Australian

Junior Association | Nunawading Spectres

Player Bio | U/19 World Championships | Australian Youth Player of the year | 3X3 World Cup | 3X3 Asia Cup | 2018/19 WNBL All Star Five

REGULAR SEASON STATS			FIELD GOALS			3 PTS			FREE THROWS				REBOUNDS					AVERAGES						
TEAM	YEAR	G	FGA	FGM	FG%	3PA	3PM	3P%	FTA	FTM	FT%	PTS	OR	DR	REB	FLS	ASS	BLK	STL	TO	PTS	REB	ASS	
AIS	2009/10	3	15	4	26.7	4	1	25.0	4	2	50.0	11	3	5	8	3	2	5	9	5	3.7	1.0	2.7	
AIS	2010/11	22	181	71	39.2	49	13	26.5	52	41	78.8	196	16	52	68	58	3	38	79	40	8.9	2.6	3.1	
AIS	2011/12	2	15	8	53.3	1	0	0.0	5	3	60.0	19	2	4	6	12	1	4	9	6	9.5	6.0	3.0	
Bulleen	2012/13	13	41	13	31.7	10	3	30.0	12	9	75.0	38	4	19	23	18	1	6	14	13	2.9	1.4	1.8	
Melbourne	2013/14	25	177	73	41.2	50	13	26.0	48	39	81.3	198	17	41	58	43	4	29	41	32	7.9	1.7	2.3	
Melbourne	2014/15	22	224	92	41.1	35	12	34.3	64	54	84.4	259	19	56	75	63	4	18	53	34	11.8	2.9	3.4	
Melbourne	2016/17	24	183	76	41.5	21	3	14.3	72	62	86.1	217	15	46	61	77	2	27	52	34	9.0	3.2	2.5	
Melbourne	2017/18	24	196	75	38.3	44	11	25.0	47	40	85.1	201	14	61	75	72	3	29	50	29	8.4	3.0	3.1	
Dandenong	2018/19	21	308	157	51.0	69	26	37.7	79	68	86.1	408	10	65	75	75	2	45	53	30	19.4	3.6	3.6	
			156	1340	569	42.5	283	82	29.0	383	318	83.0	1547	100	349	449	421	22	201	360	223	9.9	2.7	2.9



#2 LOUELLA TOMLINSON CENTRE

DOB 8/4/88 **Height** 193 cm **Nationality** Australian

Junior Association | Melbourne Tigers

Career Highlights | All time Leader in blocks at Saint Mary's College, California

REGULAR SEASON STATS			FIELD GOALS			3 PTS			FREE THROWS				REBOUNDS					AVERAGES						
TEAM	YEAR	G	FGA	FGM	FG%	3PA	3PM	3P%	FTA	FTM	FT%	PTS	OR	DR	REB	FLS	ASS	BLK	STL	TO	PTS	REB	ASS	
AIS	2004/05	7	4	1	25.0	0	0	0.0	2	1	50.0	3	0	6	6	1	5	0	3	2	0.4	0.1	0.9	
AIS	2005/06	19	81	25	30.9	20	5	25.0	30	17	56.7	72	9	77	86	25	51	6	52	31	3.8	1.3	4.5	
AIS	2006/07	9	19	7	36.8	4	3	75.0	6	3	50.0	20	6	11	17	10	6	0	7	12	2.2	1.1	1.9	
Dandenong	2011/12	22	75	28	37.3	2	0	0.0	30	12	40.0	68	17	47	64	17	35	5	20	25	3.1	0.8	2.9	
West Coast	2014/15	12	135	62	45.9	7	2	28.6	35	22	62.9	149	10	62	72	14	31	13	32	33	12.4	1.2	6.0	
Perth	2015/16	23	201	78	38.8	41	11	26.8	40	34	85.0	201	40	82	122	33	47	18	32	50	8.7	1.4	5.3	
Melbourne	2017/18	21	93	39	41.9	8	0	0.0	22	15	68.2	93	24	62	86	36	31	7	30	37	4.4	1.7	4.1	
Bendigo	2018/19	19	141	60	42.6	15	4	26.7	38	25	65.8	149	28	64	92	37	32	8	29	42	7.8	1.9	4.8	
			132	749	300	40.1	97	25	25.8	203	129	63.5	755	134	411	545	173	238	57	205	232	5.7	1.3	4.1




#3 AIMIE CLYDESDALE GUARD

DOB 21/9/93 **Height** 176 cm **Nationality** Australian

Junior Association | Dandenong Rangers

REGULAR SEASON STATS			FIELD GOALS			3 PTS			FREE THROWS				REBOUNDS					AVERAGES					
TEAM	YEAR	G	FGA	FGM	FG%	3PA	3PM	3P%	FTA	FTM	FT%	PTS	OR	DR	REB	FLS	ASS	BLK	STL	TO	PTS	REB	ASS
Dandenong	2010/11	5	4	1	25.0	1	0	0.0	2	0	0.0	2	0	1	1	0	0	0	0	0	0.4	0.0	0.2
Dandenong	2011/12	6	9	2	22.2	3	0	0.0	0	0	0.0	4	0	1	1	6	0	4	4	1	0.7	1.0	0.2
Dandenong	2012/13	21	36	18	50.0	5	3	60.0	16	8	50.0	47	3	11	14	7	0	4	13	16	2.2	0.3	0.7
Dandenong	2013/14	19	62	24	38.7	9	0	0.0	10	4	40.0	52	11	12	23	10	2	7	15	13	2.7	0.5	1.2
Dandenong	2014/15	23	123	43	35.0	19	5	26.3	16	15	93.8	106	17	30	47	31	3	8	26	31	4.6	1.3	2.0
Dandenong	2015/16	16	85	26	30.6	29	8	27.6	12	8	66.7	68	6	27	33	22	1	9	23	20	4.3	1.4	2.1
Dandenong	2016/17	29	223	88	39.5	84	27	32.1	34	26	76.5	229	26	52	78	80	11	27	59	35	7.9	2.8	2.7
Adelaide	2017/18	17	149	68	45.6	65	24	36.9	17	8	47.1	168	8	40	48	62	5	23	36	15	9.9	3.6	2.8
Adelaide	2018/19	23	138	44	31.9	73	24	32.9	22	16	72.7	128	8	24	32	54	0	25	28	21	5.6	2.3	1.4
		159	829	314	37.9	288	91	31.6	129	85	65.9	804	79	198	277	272	22	107	204	152	5.1	1.7	1.7



#5 LEILANI MITCHELL POINT GUARD

DOB 15/6/85 **Height** 165 cm **Nationality** Australian

Junior Association | University of Utah / University of Idaho

Career Highlights | American-Australian professional basketball player for the Phoenix Mercury of the Women's National Basketball Association. She was drafted 25th overall by the Phoenix Mercury in the 2008 WNBA Draft. She also played for multiple basketball teams outside of the United States. Current Chemist Warehouse Australian Opal.

REGULAR SEASON STATS			FIELD GOALS			3 PTS			FREE THROWS				REBOUNDS					AVERAGES					
TEAM	YEAR	G	FGA	FGM	FG%	3PA	3PM	3P%	FTA	FTM	FT%	PTS	OR	DR	REB	FLS	ASS	BLK	STL	TO	PTS	REB	ASS
Dandenong	2013/14	26	249	108	43.4	112	46	41.1	56	48	85.7	310	23	92	115	141	2	38	70	58	11.9	5.4	4.4
Sydney Uni	2014/15	24	251	110	43.8	99	36	36.4	53	44	83.0	301	16	82	98	135	4	29	51	50	12.5	5.6	4.1
Adelaide	2015/16	24	347	149	42.9	115	38	33.0	94	81	86.2	417	19	67	86	124	4	55	84	69	17.4	5.2	3.6
Sydney	2016/17	28	381	158	41.5	158	58	36.7	83	75	90.4	449	15	92	107	169	2	49	78	62	16.0	6.0	3.8
UC Capitals	2018/19	24	249	102	41.0	144	60	41.7	35	34	97.1	298	23	57	80	131	3	41	44	48	12.4	5.5	3.3
		126	1477	627	42.5	628	238	37.9	321	282	87.9	1775	96	390	486	700	15	212	327	287	14.1	5.6	3.9



#8 REBECCA PIZZEZY FORWARD

DOB 27/01/1991 **Height** 190cm **Nationality** Australian

Junior Association | Bulleen

Player Bio | Winning gold at the 2016 U17 World Championships and representing Australia at the 2017 U19 World Championships.

REGULAR SEASON STATS			FIELD GOALS			3 PTS			FREE THROWS				REBOUNDS					AVERAGES					
TEAM	YEAR	G	FGA	FGM	FG%	3PA	3PM	3P%	FTA	FTM	FT%	PTS	OR	DR	REB	FLS	ASS	BLK	STL	TO	PTS	REB	ASS
Dandenong	2017/18	6	4	0	0.0	0	0	0.0	2	0	0.0	0	0	5	5	0	0	0	1	6	0.0	0.0	0.8
Dandenong	2018/19	11	11	4	36.4	1	0	0.0	0	0	0.0	8	6	3	9	2	2	3	4	3	0.7	0.2	0.8
		17	15	4	26.7	1	0	0.0	2	0	0.0	8	6	8	14	2	2	3	5	9	0.5	0.1	0.8



#10 KIERA ROWE FORWARD

DOB 9/01/1991 **Height** 184cm **Nationality** Australian

Junior Association I Bulleen

Player Bio | Winning gold at the 2016 U17 World Championships and representing Australia at the 2017 U19 World Championships

REGULAR SEASON STATS			FIELD GOALS			33.333 PTS			FREE THROWS				REBOUNDS				AVERAGES						
TEAM	YEAR	G	FGA	FGM	FG%	3PA	3PM	3P%	FTA	FTM	FT%	PTS	OR	DR	REB	FLS	ASS	BLK	STL	TO	PTS	REB	ASS
Dandenong	2017/18	14	33	11	33.33	9	1	11.11	6	4	66.67	27	5	12	17	16	6	2	3	11	1.9	0.4	1.2
Dandenong	2018/19	21	55	17	30.91	29	5	17.24	8	5	62.5	44	12	16	28	22	15	1	3	8	2.1	0.7	1.3
		35	88	28	31.8	38	6	15.8	14	9	0.0	71	17	28	45	38	21	3	6	19	2.0	1.1	1.3



#4 JENNA O'HEA GUARD/FORWARD

DOB 6/6/87 **Height** 186 cm **Nationality** Australian

Junior Association I Nunawading Spectres

Career Highlights | Bronze medal 2012 Olympics | WNBL champion 2010/11 and 2011/12 | Commonwealth games gold medal

REGULAR SEASON STATS			FIELD GOALS			33.333 PTS			FREE THROWS				REBOUNDS				AVERAGES						
TEAM	YEAR	G	FGA	FGM	FG%	3PA	3PM	3P%	FTA	FTM	FT%	PTS	OR	DR	REB	FLS	ASS	BLK	STL	TO	PTS	REB	ASS
AIS	2003/04	19	106	44	41.5	30	7	23.3	55	36	65.5	131	13	67	80	49	6	15	58	37	6.9	2.6	4.2
AIS	2004/05	20	181	80	44.2	49	14	28.6	58	49	84.5	223	28	57	85	44	5	36	63	52	11.2	2.2	4.3
Dandenong	2005/06	22	91	36	39.6	40	13	32.5	22	16	72.7	101	16	41	57	22	7	10	25	20	4.6	1.0	2.6
Dandenong	2006/07	20	292	128	43.8	66	21	31.8	113	95	84.1	372	35	78	113	32	3	24	33	43	18.6	1.6	5.7
Bendigo	2007/08	20	227	82	36.1	92	26	28.3	56	45	80.4	235	27	70	97	65	11	22	42	45	11.8	3.3	4.9
Bulleen	2009/10	24	243	107	44.0	91	32	35.2	80	65	81.3	311	35	108	143	111	15	26	72	45	13.0	4.6	6.0
Bulleen	2010/11	15	135	64	47.4	40	18	45.0	43	35	81.4	181	12	48	60	77	6	11	47	21	12.1	5.1	4.0
Dandenong	2011/12	24	321	136	42.4	90	32	35.6	103	87	84.5	391	30	102	132	108	12	33	72	59	16.3	4.5	5.5
Dandenong	2012/13	24	309	125	40.5	64	15	23.4	96	83	86.5	348	34	120	154	143	22	28	69	48	14.5	6.0	6.4
Dandenong	2013/14	24	384	177	46.1	129	53	41.1	115	89	77.4	496	18	116	134	104	13	22	63	61	20.7	4.3	5.6
Melbourne	2017/18	21	199	88	44.2	76	20	26.3	46	41	89.1	237	15	104	119	95	10	35	54	37	11.3	4.5	5.7
Melbourne	2018/19	22	203	79	38.9	125	44	35.2	25	23	92.0	225	18	86	104	66	10	20	43	41	10.2	3.0	4.7
		255	2691	1146	42.6	892	295	33.1	812	664	81.8	3251	281	997	1278	916	120	282	641	509	12.7	3.6	5.0



#12 STEPHANIE REID GUARD

DOB 22/7/96 **Height** 167 cm **Nationality** Australian

Junior Association I Frankston Blues

REGULAR SEASON STATS			FIELD GOALS			3 PTS			FREE THROWS				REBOUNDS				AVERAGES						
TEAM	YEAR	G	FGA	FGM	FG%	3PA	3PM	3P%	FTA	FTM	FT%	PTS	OR	DR	REB	FLS	ASS	BLK	STL	TO	PTS	REB	ASS
Dandenong	2018/19	4	3	0	0	0	0	0	0	0	0	0	0	2	2	1	3	0	1	2	0.0	0.8	0.5
		4	3	0	0.0	0	0	0.0	0	0	0.0	0	0	2	2	1	3	0	1	2	0.0	0.8	0.5



#15 SARA BLICAVS FORWARD

DOB 15/2/93 **Height** 189 cm **Nationality** Australian

Junior Association | Melbourne Tigers

Career Highlights | FIBA Oceania U16 Championships Gold | WNBL Champion 2014 | FIBA Asia Cup 2017 Silver | FIBA Oceania Championship 2015 Gold

REGULAR SEASON STATS			FIELD GOALS			33.333 PTS			FREE THROWS				REBOUNDS				AVERAGES						
TEAM	YEAR	G	FGA	FGM	FG%	3PA	3PM	3P%	FTA	FTM	FT%	PTS	OR	DR	REB	FLS	ASS	BLK	STL	TO	PTS	REB	ASS
AIS	2009/10	8	39	13	33.3	2	0	0.0	6	3	50.0	29	7	12	19	6	5	9	9	16	3.6	0.8	2.4
AIS	2010/11	16	143	55	38.5	10	4	40.0	48	29	60.4	143	15	58	73	13	14	18	41	39	8.9	0.8	4.6
AIS	2011/12	21	255	109	42.7	10	3	30.0	61	37	60.7	258	42	70	112	35	3	37	73	51	12.3	1.7	5.3
Dandenong	2012/13	26	185	86	46.5	11	4	36.4	38	18	47.4	194	40	67	107	14	10	22	24	56	7.5	0.5	4.1
Bendigo	2013/14	26	214	93	43.5	22	8	36.4	51	40	78.4	234	33	63	96	14	9	26	35	53	9.0	0.5	3.7
Bendigo	2014/15	25	241	106	44.0	29	8	27.6	75	57	76.0	280	27	90	117	30	11	31	44	54	11.2	1.2	4.7
Dandenong	2015/16	25	329	126	38.3	33	6	18.2	102	85	83.3	343	45	121	166	62	6	34	76	83	13.7	2.5	6.6
Dandenong	2016/17	29	423	168	39.7	87	34	39.1	104	78	75.0	448	57	146	203	68	6	43	68	80	15.4	2.3	7.0
Dandenong	2017/18	9	135	53	39.3	22	7	31.8	18	16	88.9	129	22	41	63	25	0	15	25	20	14.3	2.8	7.0
Dandenong	2018/19	6	33	9	27.3	11	2	18.2	11	8	72.7	28	4	14	18	1	0	3	9	10	4.7	0.2	3.0
		191	1997	818	41.0	237	76	32.1	514	371	72.2	2086	292	682	974	268	64	238	404	462	10.9	1.4	5.1



#21 MERCEDES RUSSEL CENTRE

DOB 27/7/96 **Height** 198 cm **Nationality** American



#24 ANNELI MALEY GUARD/FORWARD

DOB 1/9/98 **Height** 185 cm **Nationality** Australian

Junior Association | Eltham Wildcats

Career Highlights | 2014 FIBA U17 World Championships, 2015 & 2017 FIBA U19 World Championships | BACOE Scholarship Holder 2014-15

REGULAR SEASON STATS			FIELD GOALS			33.333 PTS			FREE THROWS				REBOUNDS				AVERAGES						
TEAM	YEAR	G	FGA	FGM	FG%	3PA	3PM	3P%	FTA	FTM	FT%	PTS	OR	DR	REB	FLS	ASS	BLK	STL	TO	PTS	REB	ASS
Adelaide	2016/17	12	51	17	33.3	14	4	28.6	11	9	81.8	47	16	34	50	8	2	3	19	21	3.9	0.7	4.2
		12	51	17	33.3	14	4	28.6	11	9	81.8	47	16	34	50	8	2	3	19	21	3.9	0.7	4.2



#6 SARAÏD TAYLOR FORWARD

DOB 2/7/98



#9 JACQUI TROTTO GUARD

DOB 17/8/98



#11 AMY O'NEILL GUARD

DOB 28/6/96



#20 TAYLA GILLIAM GUARD

DOB 7/2/99 Height 170 cm Nationality Australian

Junior Association I Warragul

REGULAR SEASON STATS			FIELD GOALS			33.333 PTS			FREE THROWS				REBOUNDS							AVERAGES			
TEAM	YEAR	G	FGA	FGM	FG%	3PA	3PM	3P%	FTA	FTM	FT%	PTS	OR	DR	REB	FLS	ASS	BLK	STL	TO	PTS	REB	ASS
Dandenong	2017/18	3	2	1	50.0	1	0	0.0	0	0	0.0	2	0	0	0	0	0	0	3	0	0.7	0.0	0.0
Dandenong	2018/19	4	4	1	25.0	1	1	100.0	0	0	0.0	3	0	3	3	0	0	0	0	1	0.8	0.0	0.8
		7	6	2	33.3	2	1	50.0	0	0	0.0	5	0	3	3	0	0	0	3	1	0.7	0.0	0.4

ALL TIME STATS



Points

Player	Games	Total
Blicavs , Stephanie	183	2345
Taylor , Penny	83	1806
O'Hea , Jenna	114	1708
Bibby , Jessica	164	1702
Macleod , Kathleen	124	1697
Ryan , Caitlin	197	1681
Douglas , Allie	182	1624
Bailie , Lucille	114	1453
Kennedy , Jacinta	126	1373
Wilson , Carly	93	1275

Player	Games	Average
Taylor , Penny	83	21.8
Cole , Rebecca	21	19.4
Pondexter , Cappie	23	17.0
Benningfield , Jennifer	20	16.3
Thornton , Samantha	71	16.1
Bishop , Abby	21	15.0
O'Hea , Jenna	114	15.0
Kunek , Alice	47	14.6
Laney , Betnijah	20	14.1
Days , Regina	79	13.8

Assists

Player	Games	Total
McInerny , Emily	205	703
Macleod , Kathleen	124	601
O'Hea , Jenna	114	409
Blicavs , Stephanie	183	384
Phillips , Sally	111	357
Ryan , Caitlin	197	315
Downie , Alison	326	242
Taylor , Penny	83	222
Todhunter , Amelia	131	199
Douglas , Allie	182	184

Player	Games	Average
Mitchell , Leilani	26	5.4
Macleod , Kathleen	124	4.8
Laney , Betnijah	20	4.4
Pondexter , Cappie	23	4.0
Fletcher , Narelle	38	3.7
O'Hea , Jenna	114	3.6
Cole , Rebecca	21	3.6
McInerny , Emily	205	3.4
Phillips , Sally	111	3.2
Lavey , Tessa	38	2.9

Total Rebounds

Player	Games	Total
McInerny , Emily	205	1316
Douglas , Allie	182	1230
Downie , Alison	326	839
Bailie , Lucille	114	791
Kennedy , Jacinta	126	785
Days , Regina	79	699
Taylor , Penny	83	694
Blicavs , Stephanie	183	647
O'Hea , Jenna	114	590
Thornton , Samantha	71	578

Player	Games	Average
Days , Regina	79	8.8
Taylor , Penny	83	8.4
Thornton , Samantha	71	8.1
Pedersen , Kayla	65	7.8
Benningfield , Jennifer	20	7.5
Phillips , Krista	44	7.5
Gahan , Tracy	23	7.1
Bishop , Abby	21	7.0
Lindsey , Ashley	22	7.0
Bailie , Lucille	114	6.9

Offensive Rebounds

Player	Games	Total
Douglas , Allie	182	527
Downie , Alison	326	342
McInerny , Emily	205	326
Kennedy , Jacinta	126	316
Bailie , Lucille	114	265
Days , Regina	79	265
Taylor , Penny	83	193
Blicavs , Stephanie	183	188
Pedersen , Kayla	65	175
Blicavs , Sara	95	168

Player	Games	Average
Days , Regina	79	3.4
Lindsey , Ashley	22	3.0
Douglas , Allie	182	2.9
Gahan , Tracy	23	2.8
Pedersen , Kayla	65	2.7
Phillips , Krista	44	2.7
Kennedy , Jacinta	126	2.5
Taylor , Penny	83	2.3
Bailie , Lucille	114	2.3
Thornton , Samantha	71	2.2

ALL TIME STATS



Defensive Rebounds

Player	Games	Total
McInerny, Emily	205	990
Douglas, Allie	182	703
Baillie, Lucille	114	526
Taylor, Penny	83	501
Downie, Alison	326	497
Kennedy, Jacinta	126	469
Blicavs, Stephanie	183	459
O'Hea, Jenna	114	457
Days, Regina	79	434
Thornton, Samantha	71	422

Player	Games	Average
Taylor, Penny	83	6.0
Thornton, Samantha	71	5.9
Days, Regina	79	5.5
Benningfield, Jennifer	20	5.4
Pedersen, Kayla	65	5.1
Bishop, Abby	21	5.0
Laney, Betnijah	20	4.9
McInerny, Emily	205	4.8
Phillips, Krista	44	4.8
Baillie, Lucille	114	4.6

Blocks

Player	Games	Total
McInerny, Emily	205	171
Downie, Alison	326	123
Wilson, Carly	93	116
Kennedy, Jacinta	126	111
Douglas, Allie	182	95
Taylor, Penny	83	77
Blicavs, Stephanie	183	63
O'Hea, Jenna	114	57
Payne, Marita	40	53
Thornton, Samantha	71	50

Player	Games	Average
Tomlinson, Louella	22	1.6
Payne, Marita	40	1.3
Benningfield, Jennifer	20	1.3
Wilson, Carly	93	1.2
Lindsey, Ashley	22	1.1
Burston, Shelley	31	1.1
Taylor, Penny	83	0.9
Kennedy, Jacinta	126	0.9
Phillips, Krista	44	0.9
McInerny, Emily	205	0.8

Steals

Player	Games	Total
McInerny, Emily	205	388
Phillips, Sally	111	199
Downie, Alison	326	191
Days, Regina	79	176
Taylor, Penny	83	173
Blicavs, Stephanie	183	157
Ryan, Caitlin	197	151
Todhunter, Amelia	131	138
Thornton, Samantha	71	124
Douglas, Allie	182	124

Player	Games	Average
Days, Regina	79	2.2
Cole, Rebecca	21	2.1
Taylor, Penny	83	2.1
Fletcher, Narelle	38	1.9
McInerny, Emily	205	1.9
Phillips, Sally	111	1.8
Thornton, Samantha	71	1.7
Novosel, Natalie	47	1.7
Mackinnon, Rebecca	36	1.5
Mitchell, Leilani	26	1.5



PLAYER ROSTER

NO.	PLAYER	HEIGHT (CM)	POSITION	DOB
1	Alice Kunek	187	Forward	6/1/91
3	Brittany Smart	174	Guard	28/5/85
4	Tahlia Tupaea	174	Guard	1/6/97
7	Kim Hodge	182	Guard	5/4/98
8	Alex Wilson	180	Guard	21/3/94
10	Shanae Greaves	186	Forward	8/4/93
11	Lauren Scherf	196	Centre	7/3/96
14	Lara McSpaddern	194	Centre	2/4/99
21	Sarah Graham	163	Guard	22/8/89
22	Maddie O'Hehir	179	Guard	19/9/97
30	Jessica Kuster	189	Forward	20/8/92
42	Colleen Planeta	31	Forward	3/9/88

CLUB INFO

CLUB DETAILS	
CLUB NAME	Brydens Sydney Uni Flames
MAJOR SPONSOR	Brydens Lawyers
UNIFORM COLOURS	Navy
STADIUM NAME	Brydens Stadium
STADIUM ADDRESS	Corner Codrington St and Darlington Rd Darlington NSW 2008
CAPACITY	1,000

CLUB CONTACTS	
CLUB CONTACT	Karen Dalton 0411 397 530 k.dalton@sport.usyd.edu.au 02 9351 8100
CLUB MEDIA OFFICER	Nicole Safi 0436 410 312
HEAD COACH	Katrina Hibbert k.hibbert@sport.usyd.edu.au
ASSISTANT COACH/S	Hannah Lowe & Tom Garlepp
TEAM MANAGER	Natalie Donnelly natalie@rwproperty.com.au
CLUB GAME COMMISSIONER	
CLUB HEAD STATISTICIAN	Lesley Steel lesleysteel@live.com.au



/SydUniFlames



@SydUniFlames



@sydneyuniflames

2019/20 SCHEDULE



ROUND	DATE	TIME (LOCAL)	Venue	Home Team	Away Team
1	Fri Oct 11	7:00 pm	TSA	ADELAIDE	SYDNEY UNI
1	Sun Oct 13	1:00 pm	BBC	PERTH	SYDNEY UNI
 2	Sat Oct 19	5:00 pm	BRY	SYDNEY UNI	SOUTHSIDE
 3	Sun Oct 27	2:00 pm	BRY	SYDNEY UNI	UC CAPITALS
4	Sat Nov 2	5:00 pm	AIS	UC CAPITALS	SYDNEY UNI
 5	Thu Nov 7	7:00 pm	BRY	SYDNEY UNI	TOWNSVILLE
5	Sat Nov 9	6:30 pm	BBC	PERTH	SYDNEY UNI
FIBA QUALIFIERS WINDOW					
 6	Fri Nov 22	7:00 pm	BRY	SYDNEY UNI	PERTH
7	Fri Nov 29	7:00 pm	BEN	BENDIGO	SYDNEY UNI
7	Sat Nov 30	7:30 pm	SBC	MELBOURNE	SYDNEY UNI
 8	Sun Dec 8	12:00 pm	QBA	SYDNEY UNI	ADELAIDE
9	Sun Dec 15	1:00 pm	TSV	TOWNSVILLE	SYDNEY UNI
10	Thu Dec 19	12:00 pm	BEN	BENDIGO	SYDNEY UNI
10	Sat Dec 21	7:00 pm	DAN	SOUTHSIDE	SYDNEY UNI
 11	Sun Dec 29	5:00 pm	BRY	SYDNEY UNI	ADELAIDE
 12	Sun Jan 5	5:00 pm	BRY	SYDNEY UNI	MELBOURNE
 13	Sun Jan 12	2:00 pm	BRY	SYDNEY UNI	TOWNSVILLE
 14	Sat Jan 18	5:00 pm	BRY	SYDNEY UNI	MELBOURNE
15	Sun Jan 26	5:00 pm	NCC	UC CAPITALS	SYDNEY UNI
 16	Thu Jan 30	7:00 pm	BRY	SYDNEY UNI	BENDIGO
16	Sat Feb 1	7:00 pm	DAN	SOUTHSIDE	SYDNEY UNI

VENUE

AIS	AIS Arena (Canberra)
BBS	Bendat Basketball Stadium (Perth)
BEN	Bendigo Stadium
 BRY	Brydens Stadium
DAN	Dandenong Basketball Stadium
GEE	The Geelong Arena
NCC	National Convention Centre (Canberra)
 QBA	Qudos Bank Arena (Sydney)
SBC	State Basketball Centre
TAR	Tralagon Sports Centre
TSA	Titanium Security Arena (Adelaide)
TSV	Townsville Stadium

YEAR BY YEAR



YEAR	CLUB	WINS	LOSSES	POSITION	PLAYOFFS	COACH
1981	Bankstown Bruins	6	4	5th	Missed Playoffs	Robbie Cadee
1982	Bankstown Bruins	10	2	1st	Lost Grand Final	Robbie Cadee
1983	Bankstown Bruins	5	12	8th	Missed Playoffs	Kevin Landon
1984	Bankstown Bruins	12	6	5th	Missed Playoffs	Steve Farnham
1985	Bankstown Bruins	7	12	8th	Missed Playoffs	Alan Morris
1986	Bankstown Bruins	8	16	9th	Missed Playoffs	Rick Bywater
1987	Bankstown Bruins	8	12	8th	Missed Playoffs	Robbie Cadee
1988	Bankstown Bruins	16	6	3rd	Lost Semi Final	Robbie Cadee
1989	Sydney Bruins	14	8	5th	Missed Playoffs	Robbie Cadee
1990	Sydney Bruins	13	11	7th	Missed Playoffs	Bernie Slattery
1991	Sydney Bruins	10	12	9th	Missed Playoffs	Bernie Slattery
1992	Sydney Flames	7	13	9th	Missed Playoffs	Bernie Slattery
1993	Sydney Flames	17	1	1st	Won Championship	Carrie Graf
1994	Sydney Flames	14	4	4th	Missed Playoffs	Carrie Graf
1995	Sydney Flames	16	2	2nd	Lost Preliminary Final	Carrie Graf
1996	Sydney Flames	17	1	1st	Lost Grand Final	Carrie Graf
1997	Sydney Flames	18	0	1st	Won Championship	Bill Tomlinson
1998	Sydney Flames	10	2	1st	Lost Grand Final	Murray Wardle
1998/99	Sydney Flames	10	11	6th	Missed Playoffs	Murray Wardle
1999/00	Sydney Flames	10	11	6th	Missed Playoffs	Bill Tomlinson
2000/01	Sydney Panthers	16	5	2nd	Won Championship	Karen Dalton
2001/02	Sydney Panthers	13	8	4th	Lost Grand Final	Karen Dalton
2002/03	Sydney Flames	14	7	3rd	Lost Grand Final	Karen Dalton
2003/04	Sydney Uni Flames	13	8	2nd	Lost Grand Final	Karen Dalton
2004/05	Sydney Uni Flames	16	5	3rd	Lost Grand Final	Karen Dalton
2005/06	Sydney Uni Flames	13	8	5th	Missed Playoffs	Karen Dalton
2006/07	Sydney Uni Flames	16	5	1st	Lost Grand Final	Karen Dalton
2007/08	Sydney Uni Flames	17	7	2nd	Lost Grand Final	Karen Dalton
2008/09	Sydney Uni Flames	9	13	6th	Missed Playoffs	Karen Dalton
2009/10	Sydney Uni Flames	17	5	2nd	Lost Preliminary Final	Karen Dalton
2010/11	Sydney Uni Flames	10	12	6th	Missed Playoffs	Karen Dalton
2011/12	Sydney Uni Flames	13	9	5th	Lost Elimination Final	Karen Dalton
2012/13	Sydney Uni Flames	8	16	7th	Missed Playoffs	Karen Dalton
2013/14	Sydney Uni Flames	10	14	6th	Missed playoffs	Karen Dalton
2014/15	Sydney Uni Flames	11	11	4th	Lost Preliminary Final	Shannon Seebohm
2015/16	Sydney Uni Flames	13	11	5th	Missed Playoffs	Shannon Seebohm
2016/17	Sydney Uni Flames	18	6	1st	Won Championship	Cheryl Chambers
2017/18	Sydney Uni Flames	14	7	2nd	Lost Semi Finals	Cheryl Chambers
2018/19	Sydney Uni Flames	2	19	8th	Missed Playoffs	Cheryl Chambers

HEAD COACH



Katrina, in her first head coaching role at WNBL level brings a wealth of knowledge to the Flames having produced a stellar career as a player. Since retiring as a player, Katrina has stay invloved as a coach at both State LEague level and also coached Victoria at many Junior Championships.

Katrina Hibbert is a former MVP Of the league and was a tough player at both ends of the floor and will be keen to portray the same style of play at the Sydney Uni FLAMES this year.



#1 ALICE KUNEK FORWARD

DOB 6/1/91 **Height** 185 cm **Nationality** Australian

Junior Association | Eltham

Career Highlights | Commonwealth Games | Gold medal – 2018 Gold Coast | FIBA Asia Cup | Silver medal – 2017 India | FIBA Oceania Championships | Gold medal – 2015 Australia / New Zealand | FIBA 3x3 World Championships | Bronze medal – 2012 Athens | World University Games | Bronze medal – 2013 Kazan

REGULAR SEASON STATS			FIELD GOALS			3 PTS			FREE THROWS				REBOUNDS							AVERAGES				
TEAM	YEAR	G	FGA	FGM	FG%	3PA	3PM	3P%	FTA	FTM	FT%	PTS	OR	DR	REB	FLS	ASS	BLK	STL	TO	PTS	REB	ASS	
AIS	2007/08	2	12	4	33.3	3	1	33.3	7	4	57.1	13	7	6	13	0	0	1	3	4	6.5	0.0	6.5	
AIS	2008/09	12	52	21	40.4	17	7	41.2	26	17	65.4	66	11	14	25	8	0	5	19	33	5.5	0.7	2.1	
AIS	2009/10	7	43	13	30.2	12	3	25.0	12	9	75.0	38	5	10	15	5	2	1	16	21	5.4	0.7	2.1	
Bulleen	2010/11	16	54	27	50.0	16	7	43.8	20	17	85.0	78	8	19	27	7	2	3	15	21	4.9	0.4	1.7	
Bulleen	2011/12	24	209	83	39.7	70	24	34.3	66	48	72.7	238	53	77	130	38	5	6	59	66	9.9	1.6	5.4	
Bulleen	2012/13	24	266	112	42.1	87	37	42.5	76	52	68.4	313	39	86	125	28	4	11	58	55	13.0	1.2	5.2	
Dandenong	2013/14	26	303	146	48.2	98	40	40.8	91	82	90.1	414	32	75	107	23	6	14	44	70	15.9	0.9	4.1	
Dandenong	2014/15	21	246	103	41.9	89	33	37.1	37	32	86.5	271	44	47	91	19	8	10	34	59	12.9	0.9	4.3	
Melbourne	2015/16	24	284	99	34.9	131	45	34.4	75	60	80.0	303	34	86	120	54	7	14	66	62	12.6	2.3	5.0	
Melbourne	2016/17	24	272	94	34.6	104	31	29.8	72	60	83.3	279	22	73	95	59	9	17	53	58	11.6	2.5	4.0	
Perth	2017/18	23	287	112	39.0	140	52	37.1	56	45	80.4	321	32	64	96	39	2	20	37	64	14.0	1.7	4.2	
			203	2028	814	40.1	767	280	36.5	538	426	79.2	2334	287	557	844	280	45	102	404	513	11.5	1.4	4.2



#3 BRITTANY SMART GUARD

DOB 28/5/85 **Height** 173 cm **Nationality** American

Junior Association | Cedarville University

Career Highlights | 2017/18 Runners up the WNBL Grand Final | 2016/17 WNBL Melbourne Boomers Most Valuable Player and the Players Player Award | 2013/14 Swedish League Champions | 2012/14 Swedish League Guard of the Year | 2009/10 Belgiums Top 5 Foreign Players | 2007 NAIA Player of the Year | 2003-07 Leads all of Ohio Colleges/Universities in Scoring with 3, 236 points.

REGULAR SEASON STATS			FIELD GOALS			3 PTS			FREE THROWS				REBOUNDS							AVERAGES				
TEAM	YEAR	G	FGA	FGM	FG%	3PA	3PM	3P%	FTA	FTM	FT%	PTS	OR	DR	REB	FLS	ASS	BLK	STL	TO	PTS	REB	ASS	
Melbourne	2015/16	17	141	65	46.1	61	30	49.2	30	24	80.0	184	40	40	80	43	5	18	34	43	10.8	2.5	4.7	
Melbourne	2016/17	22	207	89	43.0	92	35	38.0	90	67	74.4	280	36	60	96	54	7	25	37	45	12.7	2.5	4.4	
Melbourne	2017/18	26	217	89	41.0	104	31	29.8	27	21	77.8	230	35	56	91	71	4	25	42	52	8.8	2.7	3.5	
Sydney	2018/19	18	206	84	40.8	91	32	35.2	43	33	76.7	233	42	56	98	45	4	16	29	47	12.9	2.5	5.4	
			83	771	327	42.4	348	128	36.8	190	145	76.3	927	153	212	365	213	20	84	142	187	11.2	2.6	4.4




#4 TAHLIA TUPAEA GUARD

DOB 1/6/97 **Height** 175cm **Nationality** Australian

Junior Association | Penrith Panthers

Career Highlights | Opals China Tour 2018 | U19's Australian World Championship Bronze Medal 2013, 2015 | WNBL Championship 2016/17

REGULAR SEASON STATS			FIELD GOALS			3 PTS			FREE THROWS				REBOUNDS								AVERAGES		
TEAM	YEAR	G	FGA	FGM	FG%	3PA	3PM	3P%	FTA	FTM	FT%	PTS	OR	DR	REB	FLS	ASS	BLK	STL	TO	PTS	REB	ASS
Sydney	2012/13	10	16	5	31.3	4	1	25.0	2	2	100.0	13	2	3	5	8	1	1	5	9	1.3	0.8	0.5
Sydney	2013/14	22	37	9	24.3	11	1	9.1	12	10	83.3	29	7	22	29	24	1	10	11	18	1.3	1.1	1.3
Sydney	2014/15	21	85	35	41.2	33	12	36.4	30	26	86.7	108	7	32	39	39	2	24	25	35	5.1	1.9	1.9
Sydney	2015/16	23	236	101	42.8	64	28	43.8	87	78	89.7	308	13	53	66	80	2	27	52	56	13.4	3.5	2.9
Sydney	2016/17	15	94	44	46.8	33	13	39.4	25	23	92.0	124	20	37	57	22	3	15	17	25	8.3	1.5	3.8
Sydney	2017/18	1	5	1	20.0	1	0	0.0	2	1	50.0	3	1	0	1	0	0	0	0	3.0	0.0	1.0	
Sydney	2018/19	15	165	62	37.6	46	9	19.6	85	73	85.9	206	16	41	57	45	11	17	31	39	13.7	3.0	3.8
		107	638	257	40.3	192	64	33.3	243	213	87.7	791	66	188	254	218	20	94	141	182	7.4	2.0	2.4




#7 KIM HODGE CENTRE/FORWARD

DOB 5/4/98 **Height** 182 cm **Nationality** Australian

Junior Association | Manly Warringah Sea Eagles (NSW)

Career Highlights | Hodge has been identified as a player of the future and has previously developed her game with the Sydney Uni Sparks on her path to the WNBL | Representing Manly Warringah Sea Eagles in the Waratah League, Hodge averaged 20.2 points, 9.3 rebounds and 1.6 assists per game.



#8 ALLY WILSON SHOOTING GUARD

DOB 21/3/94 **Height** 180 cm **Nationality** Australian

Junior Association | Eastern Mavericks, SA

Career Highlights | 2011- 2013 - AIS Scholarship Holder | 2013- U/19 Australian Team Bronze Medallist's at World Championships | 2013/14 - WNBL Rookie of the Year | 2014/15 - WNBL Championship with Townsville Fire | 2016 - All SEABL Team with the Launceston Tornadoes and Runner Up MVP of the league | 2016/17 - WNBL Championship with Sydney Uni Flames | 2017 - Adelaide Premier League Halls Medal, MVP of the League and All Star Five | 2017 - World University's Games Gold Medallist for Australia | 2018 - All SEABL Team with the Launceston Tornadoes

REGULAR SEASON STATS			FIELD GOALS			3 PTS			FREE THROWS				REBOUNDS								AVERAGES		
TEAM	YEAR	G	FGA	FGM	FG%	3PA	3PM	3P%	FTA	FTM	FT%	PTS	OR	DR	REB	FLS	ASS	BLK	STL	TO	PTS	REB	ASS
Adelaide	2010/11	3	0	0	0.0	0	0	0.0	2	0	0.0	0	0	1	1	0	0	0	1	0	0.0	0.0	0.3
Townsville	2013/14	27	108	41	38.0	28	6	21.4	41	27	65.9	115	20	45	65	17	4	5	36	34	4.3	0.6	2.4
Townsville	2014/15	24	97	38	39.2	25	3	12.0	27	18	66.7	97	18	47	65	33	4	12	24	13	4.0	1.4	2.7
Sydney	2015/16	24	168	77	45.8	65	22	33.8	32	25	78.1	201	18	81	99	38	6	15	32	31	8.4	1.6	4.1
Sydney	2016/17	28	292	120	41.1	152	53	34.9	35	28	80.0	321	24	88	112	64	11	23	34	38	11.5	2.3	4.0
Sydney	2017/18	23	273	103	37.7	151	52	34.4	31	21	67.7	279	21	73	94	66	10	19	36	24	12.1	2.9	4.1
Sydney	2018/19	10	114	43	37.7	65	22	33.8	25	18	72.0	126	4	29	33	39	3	16	31	19	12.6	3.9	3.3
		139	1052	422	40.1	486	158	32.5	193	137	71.0	1139	105	364	469	257	38	90	194	159	8.2	1.8	3.4




#10 SHANAE GREAVES FORWARD

DOB 8/4/93 **Height** 185 cm **Nationality** Australian

Junior Association | Knox Raiders, Vic

Career Highlights | WNBL Championship 2017 (Sydney Uni Flames) | SEABL championship 2012 (Knox Raiders) | Captain of Sydney Uni Sparks Inaugural SEABL team

REGULAR SEASON STATS			FIELD GOALS			3 PTS			FREE THROWS				REBOUNDS				AVERAGES						
TEAM	YEAR	G	FGA	FGM	FG%	3PA	3PM	3P%	FTA	FTM	FT%	PTS	OR	DR	REB	FLS	ASS	BLK	STL	TO	PTS	REB	ASS
Sydney	2018/19	21	129	51	39.5	1	0	0.0	32	18	56.3	120	37	35	72	22	3	11	28	58	5.7	1.0	3.4
Melbourne	2013/14	21	51	20	39.2	0	0	0.0	12	7	58.3	47	18	14	32	7	1	1	10	30	2.2	0.3	1.5
Melbourne	2014/15	22	70	27	38.6	2	0	0.0	19	7	36.8	62	29	21	50	8	2	2	20	37	2.8	0.4	2.3
Melbourne	2015/16	24	61	26	42.6	2	0	0.0	24	15	62.5	67	33	32	65	25	5	6	25	41	2.8	1.0	2.7
Sydney	2016/17	28	59	25	42.4	0	0	0.0	14	7	50.0	57	25	28	53	19	7	4	23	66	2.0	0.7	1.9
Sydney	2017/18	23	42	14	33.3	1	0	0.0	14	11	78.6	39	21	24	45	11	0	8	15	37	1.7	0.5	2.0
		139	412	163	39.6	6	0	0.0	115	65	56.5	392	163	154	317	92	18	32	121	269	2.8	0.7	2.3



#11 LAUREN SCHERF CENTRE

DOB 7/3/96 **Height** 196 cm **Nationality** Australian

Junior Association | Melbourne Tigers

Career Highlights | 2017 World University Games in Taipei, winning a Gold Medal | 2013 U/19 World Championships winning Bronze, with the U/19 Australian Gems | 2015 U/19 World Championship winning Bronze, with the U/19 Australian Gems | 2014/15 WNBL Rookie of the WNBL | Winning the title of 2016 SEABL Competition for Dandenong

REGULAR SEASON STATS			FIELD GOALS			3 PTS			FREE THROWS				REBOUNDS				AVERAGES						
TEAM	YEAR	G	FGA	FGM	FG%	3PA	3PM	3P%	FTA	FTM	FT%	PTS	OR	DR	REB	FLS	ASS	BLK	STL	TO	PTS	REB	ASS
Dandenong	2013/14	15	34	15	44.1	1	0	0.0	9	7	77.8	37	3	14	17	4	3	0	8	13	2.5	0.3	1.1
Dandenong	2014/15	18	78	36	46.2	2	1	50.0	9	5	55.6	78	29	47	76	9	9	9	14	43	4.3	0.5	4.2
Dandenong	2015/16	25	130	51	39.2	15	3	20.0	30	22	73.3	127	26	63	89	15	17	2	28	42	5.1	0.6	3.6
Dandenong	2016/17	28	158	67	42.4	11	4	36.4	23	18	78.3	156	29	87	116	26	15	10	32	61	5.6	0.9	4.1
Canberra	2018/19	26	196	86	43.9	15	1	6.7	29	21	72.4	194	57	92	149	32	21	13	32	37	7.5	1.2	5.7
Canberra	2017/18	21	161	56	34.8	28	8	28.6	14	6	42.9	126	23	77	100	31	9	7	31	34	6.0	1.5	4.8
		133	757	311	41.1	72	17	23.6	114	79	69.3	718	167	380	547	117	74	41	145	230	5.4	0.9	4.1



#14 LARA MCSPADDEN CENTRE/FORWARD

DOB 2/4/99 **Height** 194cm **Nationality** Australian

Junior Association | Newcastle Hunters, NSW

Career Highlights | WBNL 16/17 Championship | 2016 U17 Australian Sapphires World Championship Winners | 2016 BA Centre of Excellence AIS Scholarship holder | 2017 U19 Australian Gems World Championship 6th

REGULAR SEASON STATS			FIELD GOALS			3 PTS			FREE THROWS				REBOUNDS				AVERAGES						
TEAM	YEAR	G	FGA	FGM	FG%	3PA	3PM	3P%	FTA	FTM	FT%	PTS	OR	DR	REB	FLS	ASS	BLK	STL	TO	PTS	REB	ASS
Sydney	2016/17	5	3	2	66.7	0	0	0.0	2	2	100.0	6	1	0	1	0	1	0	1	1	1.2	0.0	0.2
Sydney	2017/18	4	2	1	50.0	0	0	0.0	2	2	100.0	4	0	3	3	0	0	0	0	0	1.0	0.0	0.8
Sydney	2018/19	21	77	38	49.4	4	1	25.0	24	21	87.5	98	25	54	79	4	18	5	26	25	4.7	0.2	4.0
		30	82	41	50.0	4	1	25.0	28	25	89.3	108	26	57	83	4	19	5	27	26	3.6	0.1	2.8



#21 SARAH GRAHAM GUARD

DOB 22/8/89 **Height** 163 cm **Nationality** Australian

Junior Association | Southern Districts Spartans, QLD

Career Highlights | WNBL Rookie of the Year 08/09 | Bronze Medal World Uni Games 09 & 11 | WNBL Finals Logan Thunder 10/11 | 2016/17 WNBL Champion

REGULAR SEASON STATS			FIELD GOALS			3 PTS			FREE THROWS				REBOUNDS				AVERAGES						
TEAM	YEAR	G	FGA	FGM	FG%	3PA	3PM	3P%	FTA	FTM	FT%	PTS	OR	DR	REB	FLS	ASS	BLK	STL	TO	PTS	REB	ASS
Dandenong	2007/08	4	6	1	16.7	3	0	0.0	2	1	50.0	3	0	1	1	4	0	0	4	0	0.8	1.0	0.3
Logan	2008/09	22	255	106	41.6	108	41	38.0	48	30	62.5	283	23	49	72	48	1	19	53	35	12.9	2.2	3.3
Logan	2009/10	18	171	71	41.5	71	29	40.8	37	29	78.4	200	10	42	52	27	1	10	48	25	11.1	1.5	2.9
Logan	2010/11	24	265	117	44.2	134	56	41.8	56	47	83.9	337	23	50	73	39	3	14	34	31	14.0	1.6	3.0
Logan	2011/12	22	205	92	44.9	97	40	41.2	25	19	76.0	243	17	42	59	44	0	12	47	29	11.0	2.0	2.7
Sydney Uni	2012/13	10	77	35	45.5	38	18	47.4	14	12	85.7	100	2	11	13	12	1	3	14	14	10.0	1.2	1.3
Logan	2013/14	24	287	106	36.9	164	55	33.5	50	35	70.0	302	6	38	44	41	2	12	37	44	12.6	1.7	1.8
West Coast	2014/15	22	235	85	36.2	122	41	33.6	31	25	80.6	236	14	41	55	35	1	10	42	39	10.7	1.6	2.5
Sydney	2016/17	25	61	30	49.2	46	25	54.3	10	7	70.0	92	6	13	19	15	0	7	24	13	3.7	0.6	0.8
Sydney	2017/18	22	71	32	45.1	49	20	40.8	11	11	100.0	95	5	13	18	11	0	4	12	10	4.3	0.5	0.8
Sydney	2018/19	19	139	49	35.3	97	34	35.1	15	12	80.0	144	8	31	39	19	2	11	17	25	7.6	1.0	2.1
		212	1772	724	40.9	929	359	38.6	299	228	76.3	2035	114	331	445	295	11	102	332	265	9.6	1.4	2.1



#22 MADELEINE O'HEHIR GUARD

DOB 19/9/97 **Height** 179 cm **Nationality** Australian

Junior Association | Northern Suburbs Basketball Association

Career Highlights | Captain U20s NSW state team 16 | SEABL Sydney Uni Sparks team 17/18 | Selection as Sydney Uni Flames development player 17/18 | Selection in Sydney Uni Flames 18/19

REGULAR SEASON STATS			FIELD GOALS			3 PTS			FREE THROWS				REBOUNDS				AVERAGES						
TEAM	YEAR	G	FGA	FGM	FG%	3PA	3PM	3P%	FTA	FTM	FT%	PTS	OR	DR	REB	FLS	ASS	BLK	STL	TO	PTS	REB	ASS
Sydney	2018/19	19	30	11	36.7	6	2	33.3	10	7	70.0	31	7	14	21	4	2	4	12	18	1.6	0.2	1.1
		19	30	11	36.7	6	2	33.3	10	7	70.0	31	7	14	21	4	2	4	12	18	1.6	0.2	1.1



#30 JESSICA KUSTER FORWARD

DOB 20/8/92 **Height** 188 cm **Nationality** American

Career Highlights | Played in Czech Republic, Hungary, Italy, Romania and USA



#42 COLLEEN PLANETA FORWARD

DOB 9/3/88 **Height** 188 cm **Nationality** American

Junior Association | Point Loma Nazarene University

Career Highlights | Played 4 years at Point Loma Nazarene University | Named NAIA 1st All-American 3 times | Played professionally in Portugal, Greece, Germany, Luxembourg, and Australia | Won League Championship in Germany | Won Cup Championship in Luxembourg | Won 2 League Championships in Big V in Melbourne | Won League MVP 3 times in BigV State Championship Women

REGULAR SEASON STATS			FIELD GOALS			3 PTS			FREE THROWS				REBOUNDS				AVERAGES						
TEAM	YEAR	G	FGA	FGM	FG%	3PA	3PM	3P%	FTA	FTM	FT%	PTS	OR	DR	REB	FLS	ASS	BLK	STL	TO	PTS	REB	ASS
Adelaide	2016/17	24	340	150	44.1	91	26	28.6	35	28	80.0	354	36	116	152	30	36	22	59	52	14.8	1.3	6.3
Adelaide	2018/19	26	200	81	40.5	53	15	28.3	38	28	73.7	205	27	84	111	33	12	9	25	51	7.9	1.3	4.3
Adelaide	2017/18	21	207	90	43.5	49	16	32.7	19	15	78.9	211	19	81	100	21	22	18	24	41	10.0	1.0	4.8
		71	747	321	43.0	193	57	29.5	92	71	77.2	770	82	281	363	84	70	49	108	144	10.8	1.2	5.1

ALL TIME STATS



Points

Player	Games	Total
Dalton , Karen	365	4021
Snell , Belinda	227	3635
Fallon , Trish	176	2852
Burgess , Annie	223	2756
Ebzery , Katie	162	2369
Poto , Alicia	205	2282
Porter , Natalie	98	1641
Corkeron , Rhonda	155	1498
Afeaki , Eva	158	1456
Sandie , Shelley	74	1321

Player	Games	Average
Sykes , April	21	18.2
Sandie , Shelley	74	17.9
Taylor , Asia	46	17.5
Denson , Amy	45	17.4
Batkovic , Suzy	64	17.2
Porter , Natalie	98	16.7
Burston , Shelley	47	16.3
Fallon , Trish	176	16.2
Black , Deanna	24	16.1
Snell , Belinda	227	16.0

Assists

Player	Games	Total
Landon , Michele	190	966
Snell , Belinda	227	857
Burgess , Annie	223	780
Poto , Alicia	205	650
Maher , Robyn	145	592
Ebzery , Katie	162	517
Dalton , Karen	365	363
Afeaki , Eva	158	342
Mitchell , Leilani	52	304
Fallon , Trish	176	295

Player	Games	Average
Mitchell , Leilani	52	5.8
Landon , Michele	190	5.1
Timms , Michele	37	4.9
Maher , Robyn	145	4.1
Snell , Belinda	227	3.8
Black , Deanna	24	3.7
Burgess , Annie	223	3.5
Veal , Kristen	54	3.3
Butler , Deanne	44	3.3
Ebzery , Katie	162	3.2

Total Rebounds

Player	Games	Total
Dalton , Karen	365	2281
Snell , Belinda	227	1563
Corkeron , Rhonda	155	1146
Burgess , Annie	223	1006
Fallon , Trish	176	962
Afeaki , Eva	158	891
Poto , Alicia	205	860
Maher , Robyn	145	724
Porter , Natalie	98	656
Ebzery , Katie	162	595

Player	Games	Average
Brogan , Michelle	35	9.7
Hamson , Jennifer	49	9.0
Batkovic , Suzy	64	8.0
Taylor , Asia	46	7.7
Burston , Shelley	47	7.6
Denson , Amy	45	7.5
Corkeron , Rhonda	155	7.4
Snell , Belinda	227	6.9
Porter , Natalie	98	6.7
O'Dwyer , Alison	47	6.7

Offensive Rebounds

Player	Games	Total
Dalton , Karen	365	691
Corkeron , Rhonda	155	527
Snell , Belinda	227	403
Burgess , Annie	223	370
Fallon , Trish	176	369
Afeaki , Eva	158	318
Porter , Natalie	98	233
Ebzery , Katie	162	223
Poto , Alicia	205	199
Maher , Robyn	145	195

Player	Games	Average
Brogan , Michelle	35	3.5
Corkeron , Rhonda	155	3.4
Hamson , Jennifer	49	3.3
Black , Deanna	24	2.9
Taylor , Asia	46	2.8
Burston , Shelley	47	2.5
Batkovic , Suzy	64	2.5
Denson , Amy	45	2.4
Porter , Natalie	98	2.4
O'Dwyer , Alison	47	2.3

Defensive Rebounds

Player	Games	Total
Dalton , Karen	365	1590
Snell , Belinda	227	1160
Poto , Alicia	205	661
Burgess , Annie	223	636
Corkeron , Rhonda	155	619
Fallon , Trish	176	593
Afeaki , Eva	158	573
Maher , Robyn	145	529
Porter , Natalie	98	423
Landon , Michele	190	390

Player	Games	Average
Brogan , Michelle	35	6.2
Hamson , Jennifer	49	5.7
Batkovic , Suzy	64	5.5
Snell , Belinda	227	5.1
Denson , Amy	45	5.0
Burston , Shelley	47	5.0
Taylor , Asia	46	4.8
Robilliard , Anne	30	4.8
Tinkle , Joslyn	24	4.6
Sandie , Shelley	74	4.6

Blocks

Player	Games	Total
Corkeron , Rhonda	155	161
Snell , Belinda	227	159
Hamson , Jennifer	49	120
Afeaki , Eva	158	106
Fallon , Trish	176	102
Dalton , Karen	365	93
Batkovic , Suzy	64	82
Porter , Natalie	98	63
Maher , Robyn	145	57
Cox , Rohanee	80	52

Player	Games	Average
Hamson , Jennifer	49	2.4
Batkovic , Suzy	64	1.3
Tinkle , Joslyn	24	1.1
Corkeron , Rhonda	155	1.0
Johnson , Paris	24	0.9
Smiggs Stanford-Smith , Karen	24	0.9
Burston , Shelley	47	0.9
O'Dwyer , Alison	47	0.8
Pluimer , Lindsey	22	0.8
King , Lauren	65	0.8

Steals

Player	Games	Total
Dalton , Karen	365	421
Burgess , Annie	223	333
Snell , Belinda	227	319
Poto , Alicia	205	313
Maher , Robyn	145	291
Landon , Michele	190	287
Corkeron , Rhonda	155	284
Fallon , Trish	176	245
Ebzery , Katie	162	164
Afeaki , Eva	158	144

Player	Games	Average
Timms , Michele	37	2.9
Maher , Robyn	145	2.0
Corkeron , Rhonda	155	1.8
Sandie , Shelley	74	1.8
Brogan , Michelle	35	1.6
Poto , Alicia	205	1.5
Landon , Michele	190	1.5
Mitchell , Leilani	52	1.5
Burgess , Annie	223	1.5
Snell , Belinda	227	1.4



TOWNSVILLE

FIRE

PLAYER ROSTER

NO.	PLAYER	HEIGHT (CM)	POSITION	DOB
4	Hannah Young	185	Forward	2/3/93
9	Tess Madgen	180	Guard	12/8/90
10	Abby Bishop	191	Forward	29/11/88
11	Kate Gaze	173	Guard	18/2/90
12	Alison Ebzery	178	Guard	3/8/97
14	Darcee Garbin	188	Forward	24/6/94
15	Zitina Aukoso	194	Centre	23/11/98
21	Bridget Carleton	186	Forward	5/5/97
22	Christina Boag	188	Forward	4/9/91
32	Micaela Cocks	174	Guard	2/5/86
35	Julie Vanloo	173	Guard	10/2/93

Development Players

NO.	PLAYER	HEIGHT (CM)	POSITION	DOB
23	Aliza Fabbro	172	Guard	19/8/01
25	Jasmin Howe	170	Guard	12/2/95

CLUB INFO

CLUB DETAILS	
CLUB NAME	JCU Townsville Fire
MAJOR SPONSOR	James Cook University
UNIFORM COLOURS	Black & Orange, White, Black & Orange
STADIUM NAME	Townsville Stadium
STADIUM ADDRESS	40-48 Murray Lyons Crescent, Annandale, QLD, 4814
CAPACITY	2200

CLUB CONTACTS	
CLUB CONTACT	Rachael McCully 0438 964 637 admin@townsvillefire.com.au 07 4729 0091
CLUB MEDIA OFFICER	Sam Pascoe 0448 445 506 gm@townsvillefire.com.au
HEAD COACH	Shannon Seebohm coach@townsvillefire.com.au
ASSISTANT COACH/S	Luke Brennan
TEAM MANAGER	Donna Turner donnat@starpharmacy.com.au
CLUB GAME COMMISSIONER	John Davies Johndavies02@bigpond.com
CLUB HEAD STATISTICIAN	Derek Nielson derek@dek-net.com



/TownsvilleFire



@TownsvilleFire



@TownsvilleFire

2019/20 SCHEDULE



ROUND	DATE	TIME (LOCAL)	Venue	Home Team	Away Team
1	Sat Oct 12	7:00 pm	DAN	SOUTHSIDE	TOWNSVILLE
2	Fri Oct 18	7:00 pm	TSV	TOWNSVILLE	ADELAIDE
2	Sun Oct 20	2:00 pm	NCC	UC CAPITALS	TOWNSVILLE
3	Sun Oct 27	4:00 pm	TSV	TOWNSVILLE	MELBOURNE
4	Sat Nov 2	6:30 pm	BBC	PERTH	TOWNSVILLE
5	Thu Nov 7	7:00 pm	BRY	SYDNEY UNI	TOWNSVILLE
FIBA QUALIFIERS WINDOW					
6	Sat Nov 23	6:00 pm	TSV	TOWNSVILLE	SOUTHSIDE
7	Sat Nov 30	5:00 pm	NCC	UC CAPITALS	TOWNSVILLE
8	Sun Dec 8	3:00 pm	TSV	TOWNSVILLE	BENDIGO
9	Fri Dec 13	7:30 pm	DAN	SOUTHSIDE	TOWNSVILLE
9	Sun Dec 15	1:00 pm	TSV	TOWNSVILLE	SYDNEY UNI
10	Sat Dec 21	6:00 pm	TSV	TOWNSVILLE	PERTH
11	Fri Dec 27	7:30 pm	SBC	MELBOURNE	TOWNSVILLE
11	Sat Dec 28	7:00 pm	BEN	BENDIGO	TOWNSVILLE
12	Fri Jan 3	7:00 pm	TSV	TOWNSVILLE	ADELAIDE
13	Fri Jan 10	7:00 pm	TSV	TOWNSVILLE	UC CAPITALS
13	Sun Jan 12	2:00 pm	BRY	SYDNEY UNI	TOWNSVILLE
14	Fri Jan 17	7:00 pm	TSA	ADELAIDE	TOWNSVILLE
14	Sun Jan 19	2:00 pm	BBC	PERTH	TOWNSVILLE
15	Sat Jan 25	6:00 pm	TSV	TOWNSVILLE	MELBOURNE
16	Sat Feb 1	6:00 pm	TSV	TOWNSVILLE	BENDIGO

VENUE

	AIS	AIS Arena (Canberra)
	BBS	Bendat Basketball Stadium (Perth)
	BEN	Bendigo Stadium
	BRY	Brydens Stadium
	DAN	Dandenong Basketball Stadium
	GEE	The Geelong Arena
	NCC	National Convention Centre (Canberra)
	QBA	Qudos Bank Arena (Sydney)
	SBC	State Basketball Centre
	TAR	Tralagon Sports Centre
	TSA	Titanium Security Arena (Adelaide)
	TSV	Townsville Stadium

YEAR BY YEAR



YEAR	CLUB	WINS	LOSSES	POSITION	PLAYOFFS	COACH
2001/02	Townsville Fire	3	18	8th	Missed Playoffs	David Herbert
2002/03	Townsville Fire	15	6	2nd	Lost Preliminary Final	David Herbert
2003/04	Townsville Fire	12	9	5th	Missed Playoffs	David Herbert
2004/05	Townsville Fire	7	14	6th	Missed Playoffs	David Herbert
2005/06	Townsville Fire	12	9	6th	Missed Playoffs	David Herbert
2006/07	Townsville Fire	10	11	6th	Missed Playoffs	David Herbert
2007/08	Townsville Fire	10	14	6th	Missed Playoffs	Peter Buckle
2008/09	Townsville Fire	16	6	3rd	Lost Preliminary Final	Peter Buckle
2009/10	Townsville Fire	14	8	4th	Lost Semi Final	Peter Buckle
2010/11	Townsville Fire	10	12	7th	Missed Playoffs	Peter Buckle
2011/12	Townsville Fire	13	9	4th	Lost Semi Final	Chris Lucas
2012/13	Townsville Fire	13	11	4th	Lost Grand Final	Chris Lucas
2013/14	Townsville Fire	16	8	3rd	Lost Grand Final	Chris Lucas
2014/15	Townsville Fire	17	5	1st	Champions	Chris Lucas
2015/16	Townsville Fire	17	7	1st	Champions	Chris Lucas
2016/17	Townsville Fire	14	10	4	Lost Preliminary Finals	Claudia Brassard
2017/18	Townsville Fire	14	7	3rd	Champions	Claudia Brassard
2018/19	Townsville Fire	9	12	6th	Missed Playoffs	Claudia Brassard

HEAD COACH



Shannon returns to the WNBL after three years working at Newcastle Basketball as Coaching Director. Seeböhm brings a wealth of knowledge to the Fire having played for his country in the FIBA U/19 World Championships, attending the AIS and playing with the South Dragons in the National Basketball League. Since retirement, he has further explored his passion for basketball by devoting his time to becoming one of the emerging coaching talents in Australia. Shannon received Coach of the Year accolades in his first season as a Head Coach with the Sydney Uni Flames in 2014/15.

Shannon has also established a great record at the International level winning the U/17 World Championships in 2016 and then guiding the U19 Gems to a Bronze Medal at the 2018 World Championships.

YEAR	TEAM	REGULAR SEASON			FINALS		NOTES
		WIN	LOSS	POS	WIN	LOSS	
2014/15	Sydney Uni Flames	11	11	4th	1	1	Lost Preliminary Final
2015/16	Sydney Uni Flames	13	11	5th			
	TOTAL	24	22		1	1	



#4 HANNAH YOUNG FORWARD

DOB 2/3/93 **Height** 185 cm **Nationality** Australian

Junior Association | Newcastle

Career Highlights | Getting a division 1 scholarship to Virginia Tech | Setting the senior record for made 3's in a season (74) | Hitting a buzzer beater to send us through to the second round of the ACC Tournament | Getting a contract to play professionally in Europe

REGULAR SEASON STATS			FIELD GOALS			3 PTS			FREE THROWS				REBOUNDS				AVERAGES						
TEAM	YEAR	G	FGA	FGM	FG%	3PA	3PM	3P%	FTA	FTM	FT%	PTS	OR	DR	REB	FLS	ASS	BLK	STL	TO	PTS	REB	ASS
Canberra	2018/19	12	6	1	16.7	2	0	0	0	0	0	2	2	4	6	6	0	0	1	1	0.2	0.0	0.5
		12	6	1	16.7	2	0	0.0	0	0	0.0	2	2	4	6	6	0	0	1	1	0.2	0.0	0.5



#9 TESS MADGEN SHOOTING GUARD

DOB 12/8/90 **Height** 180cm **Nationality** Australian

Junior Association | Barossa Valley (SA)

Career Highlights | FIBA Oceania Championships: 2011, 2013; FIBA 3X3 Women's World Championships: 2012 (Bronze); World University Games: 2011 (Bronze), 2013 (Bronze); FIBA U-19 World Cup: 2009; Four Nations Tournament: 2018; WNBL All-Star Five: 2015.

REGULAR SEASON STATS			FIELD GOALS			3 PTS			FREE THROWS				REBOUNDS				AVERAGES						
TEAM	YEAR	G	FGA	FGM	FG%	3PA	3PM	3P%	FTA	FTM	FT%	PTS	OR	DR	REB	FLS	ASS	BLK	STL	TO	PTS	REB	ASS
AIS	2008/09	19	115	46	40.0	23	9	39.1	43	28	65.1	129	17	69	86	31	4	18	57	52	6.8	1.6	4.5
AIS	2009/10	19	219	85	38.8	38	10	26.3	72	43	59.7	223	32	77	109	29	10	21	64	46	11.7	1.5	5.7
Bendigo	2010/11	24	338	135	39.9	91	34	37.4	93	68	73.1	372	42	96	138	40	3	28	54	57	15.5	1.7	5.8
Bendigo	2011/12	22	317	133	42.0	107	34	31.8	74	43	58.1	343	39	95	134	62	11	29	59	59	15.6	2.8	6.1
Bulleen	2012/13	24	314	127	40.4	80	26	32.5	77	54	70.1	334	25	104	129	115	4	21	84	58	13.9	4.8	5.4
Melbourne	2013/14	25	344	142	41.3	105	35	33.3	83	67	80.7	386	21	101	122	94	6	20	68	53	15.4	3.8	4.9
Melbourne	2014/15	22	279	129	46.2	92	36	39.1	60	52	86.7	351	24	99	123	103	6	10	60	46	16.0	4.7	5.6
Melbourne	2015/16	18	204	90	44.1	83	34	41.0	57	42	73.7	256	13	50	63	75	0	9	73	44	14.2	4.2	3.5
Townsville	2018/19	21	163	64	39.3	63	17	27.0	30	26	86.7	171	13	75	88	83	4	19	41	38	8.1	4.0	4.2
		194	2293	951	41.5	682	235	34.5	589	423	71.8	2565	226	766	992	632	48	175	560	453	13.2	3.3	5.1



#10 ABBY BISHOP FORWARD

DOB 29/11/88 **Height** 189 cm **Nationality** Australian

Career Highlights | WNBA champion (2010) | WNBL Most Valuable Player (2015) | 2x WNBL All-Star Five (2009, 2015) | Basketball Representing Australia | Olympic Games | Bronze medal – 2012 London | FIBA Asia Cup Bronze medal – 2019 Bangalore

REGULAR SEASON STATS			FIELD GOALS			3 PTS			FREE THROWS				REBOUNDS				AVERAGES							
TEAM	YEAR	G	FGA	FGM	FG%	3PA	3PM	3P%	FTA	FTM	FT%	PTS	OR	DR	REB	FLS	ASS	BLK	STL	TO	PTS	REB	ASS	
AIS	2005/06	12	103	53	51.5	4	0	0.0	25	13	52.0	119	14	44	58	17	9	14	36	42	9.9	1.4	4.8	
Canberra	2006/07	24	218	94	43.1	4	1	25.0	66	45	68.2	234	78	104	182	18	17	13	47	83	9.8	0.8	7.6	
Canberra	2007/08	25	288	122	42.4	44	18	40.9	127	88	69.3	350	73	160	233	26	13	37	40	92	14.0	1.0	9.3	
Canberra	2008/09	24	351	150	42.7	43	16	37.2	116	84	72.4	400	94	167	261	37	24	34	69	70	16.7	1.5	10.9	
Canberra	2009/10	13	147	61	41.5	23	9	39.1	46	32	69.6	163	47	62	109	15	8	21	28	45	12.5	1.2	8.4	
Dandenong	2010/11	21	309	123	39.8	76	18	23.7	73	52	71.2	316	44	104	148	28	16	25	46	75	15.0	1.3	7.0	
Adelaide	2011/12	24	334	147	44.0	13	3	23.1	122	97	79.5	394	80	117	197	63	12	27	79	77	16.4	2.6	8.2	
Canberra	2013/14	24	342	145	42.4	52	19	36.5	159	135	84.9	444	79	169	248	57	11	25	59	90	18.5	2.4	10.3	
Canberra	2014/15	22	390	182	46.7	73	26	35.6	136	107	78.7	506	66	168	234	62	13	28	64	77	23.0	2.8	10.6	
Canberra	2015/16	24	283	125	44.2	60	19	31.7	105	81	77.1	350	41	143	184	43	26	20	62	83	14.6	1.8	7.7	
Adelaide	2017/18	21	264	121	45.8	42	17	40.5	84	71	84.5	330	41	153	194	64	18	23	70	69	15.7	3.0	9.2	
			234	3029	1323	43.7	434	146	33.6	1059	805	76.0	3606	657	1391	2048	430	167	267	600	803	15.4	1.8	8.8



#11 KATE GAZE SHOOTING GUARD

DOB 18/2/90 **Height** 178cm **Nationality** Australian

Junior Association | Newcastle

Career Highlights | 2x WNBL champion (2015, 2016) | WCC All-Freshman Team (2010)

REGULAR SEASON STATS			FIELD GOALS			3 PTS			FREE THROWS				REBOUNDS				AVERAGES							
TEAM	YEAR	G	FGA	FGM	FG%	3PA	3PM	3P%	FTA	FTM	FT%	PTS	OR	DR	REB	FLS	ASS	BLK	STL	TO	PTS	REB	ASS	
AIS	2006/07	14	34	9	26.5	21	6	28.6	6	3	50.0	27	1	14	15	14	1	1	14	17	1.9	1.0	1.1	
AIS	2007/08	19	52	12	23.1	39	10	25.6	0	0	0.0	34	3	10	13	3	0	2	11	13	1.8	0.2	0.7	
AIS	2008/09	20	128	42	32.8	72	25	34.7	11	8	72.7	117	10	22	32	32	2	3	48	25	5.9	1.6	1.6	
Townsville	2014/15	18	28	10	35.7	10	3	30.0	2	2	100.0	25	0	8	8	8	0	1	11	6	1.4	0.4	0.4	
Townsville	2015/16	27	102	36	35.3	56	18	32.1	23	15	65.2	105	4	27	31	26	0	2	20	25	3.9	1.0	1.1	
Canberra	2016/17	17	130	45	34.6	72	25	34.7	24	20	83.3	135	1	18	19	19	2	4	20	21	7.9	1.1	1.1	
Canberra	2017/18	21	163	53	32.5	80	28	35.0	26	21	80.8	155	8	26	34	32	3	10	25	29	7.4	1.5	1.6	
			136	637	207	32.5	350	115	32.9	92	69	75.0	598	27	125	152	134	8	23	149	136	4.4	1.0	1.1



#12 ALISON EBZERY GUARD

DOB 3/8/97 **Height** 173cm **Nationality** Australian

Career Highlights | 2017 - named WBL female rookie of the year after her stand-out season.



#14 DARCEE GARBIN POWER FORWARD

DOB 24/6/94 **Height** 188cm **Nationality** Australian

Junior Association | Kalgoorlie (WA)

Career Highlights | A championship winner with the JCU Townsville Fire, Darcee Garbin took her game to a new level over the off-season as she captained Australia to a gold medal at the World University Games. Garbin was the star of the tour, finishing the tournament ranked fourth for scoring and rebounding.

REGULAR SEASON STATS			FIELD GOALS			3 PTS			FREE THROWS				REBOUNDS				AVERAGES							
TEAM	YEAR	G	FGA	FGM	FG%	3PA	3PM	3P%	FTA	FTM	FT%	PTS	OR	DR	REB	FLS	ASS	BLK	STL	TO	PTS	REB	ASS	
AIS	2011/12	20	96	34	35.4	1	0	0.0	19	8	42.1	76	18	23	41	9	4	7	23	26	3.8	0.5	2.1	
West Coast	2012/13	24	156	70	44.9	3	2	66.7	31	17	54.8	159	31	47	78	20	13	8	37	31	6.6	0.8	3.3	
West Coast	2013/14	24	157	64	40.8	29	8	27.6	29	22	75.9	158	22	54	76	20	7	9	63	43	6.6	0.8	3.2	
West Coast	2014/15	22	159	66	41.5	30	6	20.0	69	51	73.9	190	29	49	78	27	10	12	39	34	8.6	1.2	3.5	
Townsville	2015/16	28	110	55	50.0	16	5	31.3	48	31	64.6	146	39	49	88	22	9	7	29	33	5.2	0.8	3.1	
Townsville	2016/17	24	152	71	46.7	29	8	27.6	58	48	82.8	198	43	69	112	20	10	13	33	35	8.3	0.8	4.7	
Townsville	2017/18	26	176	93	52.8	47	19	40.4	59	45	76.3	250	56	59	115	30	6	16	32	23	9.6	1.2	4.4	
Townsville	2018/19	21	174	82	47.1	45	12	26.7	38	33	86.8	209	47	62	109	20	10	9	31	49	10.0	1.0	5.2	
			189	1180	535	45.3	200	60	30.0	351	255	72.6	1386	285	412	697	168	69	81	287	274	7.3	0.9	3.7



#15 ZITINA AOKUSO CENTRE

DOB 23/11/98 **Height** 192cm **Nationality** Australian

Junior Association | South West Metro Pirates (QLD)

Career Highlights | Zitina Aokuso joins the JCU Townsville Fire as one of the most exciting WNBL prospects in years. Despite being relatively new to the sport, Aokuso has been quickly fast-tracked into a number of Australian teams, with her athleticism and high ceiling tantalising national selectors.

REGULAR SEASON STATS			FIELD GOALS			3 PTS			FREE THROWS				REBOUNDS				AVERAGES							
TEAM	YEAR	G	FGA	FGM	FG%	3PA	3PM	3P%	FTA	FTM	FT%	PTS	OR	DR	REB	FLS	ASS	BLK	STL	TO	PTS	REB	ASS	
Townsville	2017/18	15	41	15	36.6	1	0	0.0	24	11	45.8	41	9	22	31	5	3	0	6	6	2.7	0.3	2.1	
Townsville	2018/19	21	153	71	46.4	1	0	0.0	94	58	61.7	200	31	87	118	24	10	14	48	24	9.5	1.1	5.6	
			36	194	86	44.3	2	0	0.0	118	69	58.5	241	40	109	149	29	13	14	54	30	6.7	0.8	4.1



#21 BRIDGET CARLETON FORWARD

DOB 22/5/97 **Height** 185 cm **Nationality** Canadian

Career Highlights | Big 12 Player of the Year (2019) | 3× First-team All-Big 12 (2017–2019) | Big 12 All-Freshman Team (2016)



#22 CHRISTINA BOAG POWER FORWARD

DOB 4/9/91 **Height** 188 cm

REGULAR SEASON STATS			FIELD GOALS			3 PTS			FREE THROWS				REBOUNDS				AVERAGES						
TEAM	YEAR	G	FGA	FGM	FG%	3PA	3PM	3P%	FTA	FTM	FT%	PTS	OR	DR	REB	FLS	ASS	BLK	STL	TO	PTS	REB	ASS
Sydney	2016/17	1	0	0	0.0	0	0	0.0	0	0	0.0	0	0	1	1	0	0	0	1	1	0.00	0.00	1.00
		1	0	0	0.0	0	0	0.0	0	0	0.0	0	0	1	1	0	0	0	1	1	0.00	0.00	1.00



#32 MICAELA COCKS POINT GUARD

DOB 2/5/86 **Height** 174 cm **Nationality** New Zealand

Junior Association | New Zealander

Career Highlights | Micaela Cocks etched her name into history in 2015/16 when she became the WNBL's first Rachael Sporn Medallist as the Grand Final MVP under the new best-of-three format. About to enter her seventh season with the JCU Townsville Fire, the New Zealand co-captain has been instrumental in the club's run to four consecutive Grand Final appearances including back-to-back titles.

REGULAR SEASON STATS			FIELD GOALS			3 PTS			FREE THROWS				REBOUNDS				AVERAGES							
TEAM	YEAR	G	FGA	FGM	FG%	3PA	3PM	3P%	FTA	FTM	FT%	PTS	OR	DR	REB	FLS	ASS	BLK	STL	TO	PTS	REB	ASS	
Townsville	2011/12	24	235	95	40.4	56	19	33.9	48	41	85.4	250	12	35	47	52	0	9	44	48	10.4	2.2	2.0	
Townsville	2012/13	27	219	83	37.9	64	27	42.2	51	41	80.4	234	8	36	44	47	1	2	38	49	8.7	1.7	1.6	
Townsville	2013/14	27	265	107	40.4	96	37	38.5	45	33	73.3	284	19	70	89	57	1	15	42	61	10.5	2.1	3.3	
Townsville	2014/15	24	145	67	46.2	56	29	51.8	26	20	76.9	183	13	23	36	36	1	5	28	36	7.6	1.5	1.5	
Townsville	2015/16	28	229	86	37.6	93	27	29.0	68	54	79.4	253	28	47	75	76	3	15	53	53	9.0	2.7	2.7	
Townsville	2016/17	26	219	81	37.0	130	46	35.4	27	20	74.1	228	26	44	70	34	0	13	41	57	8.8	1.3	2.7	
Townsville	2017/18	26	133	54	40.6	82	30	36.6	15	12	80.0	150	23	28	51	38	1	17	17	28	5.8	1.5	2.0	
Townsville	2018/19	21	181	70	38.7	90	33	36.7	26	23	88.5	196	23	42	65	36	2	13	36	41	9.3	1.7	3.1	
			203	1626	643	39.5	667	248	37.2	306	244	79.7	1778	152	325	477	376	9	89	299	373	8.8	1.9	2.3



#35 JULIE VANLOO POINT GUARD

DOB 10/2/93 **Height** 172 cm **Nationality** Belgium

Career Highlights | EuroBasket | Bronze medal – 2017 Czech Republic



#23 ALIZA FABBRO GUARD

DOB 19/8/01 **Height** 172 cm **Nationality** Australian

Career Highlights | Studying Bachelor of Education at James Cook University



#25 JASMIN HOWE GUARD

DOB 12/2/95 **Height** 170 cm

ALL TIME STATS



Points

Player	Games	Total
Batkovic , Suzy	164	3284
Cox , Rohanee	103	1954
McCully , Rachael	228	1802
Cocks , Micaela	203	1778
Murray , Mia	174	1695
Baxter , Tania	131	1269
Crouse , Jennifer	90	1084
Brassard , Claudia	106	1082
George , Cayla	78	1074
Porter , Natalie	77	1054

Player	Games	Average
Batkovic , Suzy	164	20.0
Cox , Rohanee	103	19.0
Camino , Renae	21	18.4
Stevens , Gina	44	14.9
Dowdell , Shanavia	29	14.5
Datson , Jodie	44	14.0
George , Cayla	78	13.8
Porter , Natalie	77	13.7
Lewis , Amy	69	13.3
Foley , Jessica	51	12.3

Assists

Player	Games	Total
McCully , Rachael	228	902
Cocks , Micaela	203	376
Murray , Mia	174	375
Batkovic , Suzy	164	362
Wilson , Kelly	103	319
Baxter , Tania	131	285
Cox , Rohanee	103	248
Porter , Natalie	77	237
Datson , Jodie	44	172
George , Cayla	78	170

Player	Games	Average
McCully , Rachael	228	4.0
Madgen , Tess	21	4.0
Cloud , Natasha	24	3.9
Datson , Jodie	44	3.9
Glaubitz , Desiree	21	3.5
Hyett , Jade	20	3.4
Wilson , Kelly	103	3.1
Porter , Natalie	77	3.1
Cann , Mikhaela	47	2.7
Foley , Jessica	51	2.7

Total Rebounds

Player	Games	Total
Batkovic , Suzy	164	1782
Crouse , Jennifer	90	904
George , Cayla	78	829
Cox , Rohanee	103	808
McCully , Rachael	228	762
Brassard , Claudia	106	699
Murray , Mia	174	613
Davis , Aneka	122	609
Porter , Natalie	77	568
Cocks , Micaela	203	477

Player	Games	Average
Batkovic , Suzy	164	10.9
George , Cayla	78	10.6
Crouse , Jennifer	90	10.0
Dowdell , Shanavia	29	8.6
Cox , Rohanee	103	7.8
Porter , Natalie	77	7.4
Smith , Tanya	46	7.2
Evans , Leanne	22	7.1
Datson , Jodie	44	7.1
Brassard , Claudia	106	6.6

Offensive Rebounds

Player	Games	Total
Batkovic , Suzy	164	457
Cox , Rohanee	103	319
Crouse , Jennifer	90	304
Brassard , Claudia	106	269
Davis , Aneka	122	249
George , Cayla	78	208
Murray , Mia	174	186
Garbin , Darcee	100	185
Porter , Natalie	77	177
McCully , Rachael	228	167

Player	Games	Average
Smith , Tanya	46	3.5
Crouse , Jennifer	90	3.4
Cox , Rohanee	103	3.1
Camino , Renae	21	2.8
Batkovic , Suzy	164	2.8
Evans , Leanne	22	2.7
George , Cayla	78	2.7
Brassard , Claudia	106	2.5
Dowdell , Shanavia	29	2.4
Porter , Natalie	77	2.3

Defensive Rebounds

Player	Games	Total
Batkovic , Suzy	164	1325
George , Cayla	78	621
Crouse , Jennifer	90	600
McCully , Rachael	228	595
Cox , Rohanee	103	489
Brassard , Claudia	106	430
Murray , Mia	174	427
Porter , Natalie	77	391
Davis , Aneka	122	360
Cocks , Micaela	203	325

Player	Games	Average
Batkovic , Suzy	164	8.1
George , Cayla	78	8.0
Crouse , Jennifer	90	6.7
Dowdell , Shanavia	29	6.2
Datson , Jodie	44	6.0
Porter , Natalie	77	5.1
Cox , Rohanee	103	4.7
Evans , Leanne	22	4.4
Brassard , Claudia	106	4.1
Allison , Rachel	21	4.0

Blocks

Player	Games	Total
Batkovic , Suzy	164	231
Crouse , Jennifer	90	217
George , Cayla	78	98
Murray , Mia	174	91
Cox , Rohanee	103	83
Steindl , Kayla	80	56
Porter , Natalie	77	53
Brassard , Claudia	106	49
Davis , Aneka	122	48
King , Lauren	53	37

Player	Games	Average
Crouse , Jennifer	90	2.4
Batkovic , Suzy	164	1.4
George , Cayla	78	1.3
Evans , Leanne	22	1.0
Cox , Rohanee	103	0.8
Foley , Jessica	51	0.7
Steindl , Kayla	80	0.7
King , Lauren	53	0.7
Porter , Natalie	77	0.7
Dowdell , Shanavia	29	0.6

Steals

Player	Games	Total
Batkovic , Suzy	164	215
McCully , Rachael	228	212
Cox , Rohanee	103	173
Murray , Mia	174	116
Porter , Natalie	77	114
Wilson , Kelly	103	102
Brassard , Claudia	106	91
Cocks , Micaela	203	89
Davis , Aneka	122	83
Stevens , Gina	44	81

Player	Games	Average
Stevens , Gina	44	1.8
Cox , Rohanee	103	1.7
Datson , Jodie	44	1.6
Porter , Natalie	77	1.5
Batkovic , Suzy	164	1.3
Novosel , Natalie	28	1.3
Cloud , Natasha	24	1.3
Foley , Jessica	51	1.2
Hill , Jo	40	1.1
Hyett , Jade	20	1.1



EST 1984



PLAYER ROSTER

NO.	PLAYER	HEIGHT (CM)	POSITION	DOB
0	Olivia Epoupa	165	Guard	30/4/94
3	Mikaela Ruef	191	Forward	20/10/90
4	Kristy Wallace	180	Guard	3/1/96
8	Abby Cubillo	165	GUard	18/5/99
9	Maddi Rocci	169	Guard	1/6/98
10	Gemma Potter	185	Guard	27/2/02
11	Kia Nurse	182	Guard	22/2/96
12	Marianna Tolo	195	Centre	2/7/89
14	Alex Delaney	178	Guard	21/6/95
21	Keely Froling	187	Forward	31/1/96
23	Kelsey Griffin	188	Forward	2/7/87

Development Players

NO.	PLAYER	HEIGHT (CM)	POSITION	DOB
1	Maddison Wheatley			
2	Pyper Thronberry	186	Forward	2/7/02
5	Shakera Reilly			
6	Lily Scanlon	175	Guard	21/2/01

CLUB INFO

CLUB DETAILS	
CLUB NAME	University of Canberra Capitals
MAJOR SPONSOR	University of Canberra
UNIFORM COLOURS	Black / Light Blue
STADIUM NAME	National Convention Centre Canberra - Royal Theatre
STADIUM ADDRESS	31 Constitution Avenue, Canberra ACT 2601
CAPACITY	1800

CLUB CONTACTS	
CLUB CONTACT	Lucille Bailie 0416 200 447 lucille@paf.org.au Daniel Jackson 0422 403 395 Daniel.Jackson@canberra.edu.au
CLUB MEDIA OFFICER	Ruby Becker 0402 136 553 ruby.becker@canberra.edu.au
HEAD COACH	Paul Goriss Paul.Goriss@canberra.edu.au
ASSISTANT COACH/S	Carly Wilson
TEAM MANAGER	Barb Lodding barblodding@netspeed.com.au
CLUB GAME COMMISSIONER	Gary Evans
CLUB HEAD STATISTICIAN	Mick Hanley



/UCCapitals



@UCCapitals



@UCCapitals

2019/20 SCHEDULE



ROUND	DATE	TIME (LOCAL)	Venue	Home Team	Away Team
1	Sun Oct 13	1:30 pm	AIS	UC CAPITALS	ADELAIDE
2	Sun Oct 20	2:00 pm	NCC	UC CAPITALS	TOWNSVILLE
3	Fri Oct 25	7:30 pm	GEE	MELBOURNE	UC CAPITALS
3	Sun Oct 27	2:00 pm	BRY	SYDNEY UNI	UC CAPITALS
4	Sat Nov 2	5:00 pm	AIS	UC CAPITALS	SYDNEY UNI
5	Thu Nov 7	7:30 pm	DAN	SOUTHSIDE	UC CAPITALS
5	Sat Nov 9	7:30 pm	SBC	MELBOURNE	UC CAPITALS
FIBA QUALIFIERS WINDOW					
6	Sun Nov 24	5:00 pm	NCC	UC CAPITALS	PERTH
7	Sat Nov 30	5:00 pm	NCC	UC CAPITALS	TOWNSVILLE
8	Fri Dec 6	7:00 pm	BEN	BENDIGO	UC CAPITALS
9	Sun Dec 15	5:00 pm	NCC	UC CAPITALS	SOUTHSIDE
10	Sat Dec 21	5:00 pm	NCC	UC CAPITALS	BENDIGO
11	Fri Dec 27	7:00 pm	TSA	ADELAIDE	UC CAPITALS
11	Sun Dec 29	1:00 pm	BBC	PERTH	UC CAPITALS
12	Fri Jan 3	7:00 pm	BEN	BENDIGO	UC CAPITALS
12	Sun Jan 5	2:00 pm	AIS	UC CAPITALS	PERTH
13	Fri Jan 10	7:00 pm	TSV	TOWNSVILLE	UC CAPITALS
14	Fri Jan 17	7:00 pm	NCC	UC CAPITALS	MELBOURNE
14	Sun Jan 19	5:00 pm	DAN	SOUTHSIDE	UC CAPITALS
15	Sun Jan 26	5:00 pm	NCC	UC CAPITALS	SYDNEY UNI
16	Sat Feb 1	5:00 pm	NCC	UC CAPITALS	ADELAIDE

VENUE

- AIS AIS Arena (Canberra)
- BBS Bendat Basketball Stadium (Perth)
- BEN Bendigo Stadium
- BRY Brydens Stadium
- DAN Dandenong Basketball Stadium
- GEE The Geelong Arena
- NCC National Convention Centre (Canberra)
- QBA Qudos Bank Arena (Sydney)
- SBC State Basketball Centre
- TAR Tralagon Sports Centre
- TSA Titanium Security Arena (Adelaide)
- TSV Townsville Stadium

YEAR BY YEAR



YEAR	WINS	LOSSES	POSITION	PLAYOFFS	COACH
1986	16	8	6th	Missed Playoffs	Jerry Lee
1987	7	13	9th	Missed Playoffs	Ken Simpson
1988	13	9	5th	Missed Playoffs	Dave Nelson
1989	8	15	10th	Missed Playoffs	Guy Molloy
1990	5	19	11th	Missed Playoffs	Tony McGee
1991	12	10	5th	Missed Playoffs	Jerry Lee
1992	11	9	4th	Lost Semi Final	Jerry Lee
1993	7	11	8th	Missed Playoffs	Tad Duffelmeir
1994	7	11	7th	Missed Playoffs	Jerry Lee
1995	8	10	6th	Missed Playoffs	Michelle Wall
1996	5	13	8th	Missed Playoffs	Michelle Wall
1997	6	12	5th	Missed Playoffs	Mike McHugh
1998	2	10	8th	Missed Playoffs	Mike McHugh
1998/99	4	17	8th	Missed Playoffs	Mike McHugh
1999/00	16	5	1st	Won Championship	Carrie Graf
2000/01	17	4	1st	Lost Grand Final	Carrie Graf
2001/02	15	6	2nd	Won Championship	Carrie Graf
2002/03	16	5	1st	Won Championship	Tom Maher
2003/04	13	8	4th	Lost Semi Final	Carrie Graf
2004/05	9	12	5th	Missed Playoffs	Tom Maher
2005/06	14	7	3rd	Won Championship	Carrie Graf
2006/07	15	6	2nd	Won Championship	Carrie Graf
2007/08	17	7	3rd	Lost Semi Final	Carrie Graf
2008/09	19	3	1st	Won Championship	Carrie Graf
2009/10	16	6	1st	Won Championship	Carrie Graf
2010/11	18	4	2nd	Lost Grand Final	Carrie Graf
2011/12	9	13	8th	Missed Playoffs	Carrie Graf
2012/13	7	17	8th	Missed Playoffs	Carrie Graf
2013/14	10	14	7th	Missed Playoffs	Carrie Graf
2014/15	11	11	5th	Missed Playoffs	Carrie Graf
2015/16	2	22	8th	Missed Playoffs	Carrie Graf
2016/17	13	11	5th	Missed Playoffs	Paul Goriss
2018/19	16	5	1st	Champions	Paul Goriss

HEAD COACH



Paul Goriss is set to enter his third season as Head Coach of the UC Capitals, following his extensive involvement in AIS programs for over a decade. Goriss spent ten years as an Assistant and Senior Coach of the AIS Men's basketball program and three years as the Head Coach of Basketball Australia's Centre of Excellence Women's program based at the AIS. In addition to his role at the Capitals, Goriss is also the current coach of the Australian U19 Gems women's team. In his first season as Head Coach of the Capitals, taking over from club stalwart Carrie Graf, Goriss led a new and refreshed Capitals side to a winning 13-11 season record but narrowly missed the finals. The Capitals will be relying on Goriss' expertise in individual player development to take the next step in achieving finals success.

YEAR	TEAM	REGULAR SEASON			FINALS		NOTES
		WIN	LOSS	POS	WIN	LOSS	
2016/17	UC Capitals	13	11	5th			
2017/18	UC Capitals	7	14	6th			
2018/19	UC Capitals	16	5	1st	4	1	Champions
	TOTAL	36	30		4	1	



#0 OLIVIA ÉPOUPA POINT GUARD

DOB 30/4/94 **Height** 165 cm **Nationality** French

Junior Association I

Career Highlights | EuroBasket | Silver medal Hungary/Romania 2015
| Silver medal Czech Republic 2017 | Silver medal Serbia/Latvia 2019



#3 MIKAELA RUEF FORWARD - CENTRE

DOB 20/10/90 **Height** 191 cm **Nationality** American

Junior Association I

Career Highlights | Stanford – reached the NCAA Sweet 16 each season
| Reached the NCAA Final Four four of five seasons | Part of Stanford's
2009–10 Championship runner-up team as a freshman.

REGULAR SEASON STATS			FIELD GOALS			3 PTS			FREE THROWS				REBOUNDS						AVERAGES				
TEAM	YEAR	G	FGA	FGM	FG%	3PA	3PM	3P%	FTA	FTM	FT%	PTS	OR	DR	REB	FLS	ASS	BLK	STL	TO	PTS	REB	ASS
Sydney	2014/15	19	188	76	40.4	9	0	0.0	74	44	59.5	197	35	114	149	35	18	15	31	38	10.4	1.8	7.8
Adelaide	2015/16	24	315	116	36.8	18	4	22.2	121	79	65.3	315	95	189	284	52	18	25	49	55	13.1	2.2	11.8
Canberra	2016/17	24	286	114	39.9	24	3	12.5	86	66	76.7	297	93	172	265	47	12	28	47	48	12.4	2.0	11.0
		67	789	306	38.8	51	7	13.7	281	189	67.3	809	223	475	698	134	48	68	127	141	12.1	2.0	10.4



#4 KRISTY WALLACE GUARD

DOB 3/1/96 **Height** 1.80m **Nationality** Australian

Junior Association | Southern District Spartans

Career Highlights | NCAA elite 8 | World Uni games gold | Australian
U19's Gems bronze | WNBA draft 2018 2nd round

REGULAR SEASON STATS			FIELD GOALS			3 PTS			FREE THROWS				REBOUNDS						AVERAGES				
TEAM	YEAR	G	FGA	FGM	FG%	3PA	3PM	3P%	FTA	FTM	FT%	PTS	OR	DR	REB	FLS	ASS	BLK	STL	TO	PTS	REB	ASS
Canberra	2018/19	2	3	1	33/3	1	1	100	2	1	50	4	1	1	2	1	2	0	2	1	2	1	1
		2	3	1	33.3	1	1	100.0	2	1	50.0	4	1	1	2	1	2	0	2	1	2.0	0.5	1.0



#8 ABBY CUBILLO POINT GUARD

DOB 18/5/99 **Height** 168 cm **Nationality** Australian

Junior Association | Darwin

Career Highlights | Awarded one of eight places in the Centre of Excellence program at the Australian Institute of Sport (AIS) in Canberra | Became the second Northern Territorian to be awarded an AIS basketball scholarship | FIBA U17 World Championship for Women | Gold medal Spai 2016

REGULAR SEASON STATS			FIELD GOALS			3 PTS			FREE THROWS				REBOUNDS				AVERAGES						
TEAM	YEAR	G	FGA	FGM	FG%	3PA	3PM	3P%	FTA	FTM	FT%	PTS	OR	DR	REB	FLS	ASS	BLK	STL	TO	PTS	REB	ASS
Canberra	2018/19	7	3	0	0.0	2	0	0.0	2	1	50.0	1	1	1	2	1	0	0	2	4	0.1	0.1	0.3
		7	3	0	0.0	2	0	0.0	2	1	50.0	1	1	1	2	1	0	0	2	4	0.1	0.1	0.3



#9 MADDISON ROCCI POINT GUARD

DOB 1/6/98 **Height** 1.7m **Nationality** Australian

Junior Association | Werribee

Career Highlights | Represented Victoria U16s, U18s & U20s | Won 4 Gold medals | Represented Australia at U17 and U19 level

REGULAR SEASON STATS			FIELD GOALS			3 PTS			FREE THROWS				REBOUNDS				AVERAGES						
TEAM	YEAR	G	FGA	FGM	FG%	3PA	3PM	3P%	FTA	FTM	FT%	PTS	OR	DR	REB	FLS	ASS	BLK	STL	TO	PTS	REB	ASS
Canberra	2017/18	21	72	25	34.7	12	1	8.3	35	28	80.0	79	5	20	25	36	2	15	27	34	3.8	1.7	1.2
Canberra	2018/19	26	129	45	34.9	46	15	32.6	41	34	82.9	139	14	32	46	51	2	21	34	64	5.3	2.0	1.8
		47	201	70	34.8	58	16	27.6	76	62	81.6	218	19	52	71	87	4	36	61	98	4.6	1.9	1.5



#10 GEMMA POTTER GUARD - FORWARD

DOB 27/2/02 **Height** 182 cm **Nationality** Australian

Junior Association |

Career Highlights | COE Graduate



#11 KIA NURSE GUARD/FORWARD

DOB 22/2/96 **Height** 1.83m **Nationality** Canadian

Junior Association | University of Connecticut

Career Highlights | Pan Am Gold Medalist 2015 | FIBA Americas Gold Medalist 2015 and MVP 2016 Olympian with Team Canada | American Athletic Conference Freshman of the Year 2015 | 2x National Champion with University of Connecticut | NCAA National Defensive Player of the Year 2018 | Drafted 10th overall to New York Liberty in 2018 WNBA Draft

REGULAR SEASON STATS		FIELD GOALS			3 PTS			FREE THROWS				REBOUNDS						AVERAGES					
TEAM	YEAR	G	FGA	FGM	FG%	3PA	3PM	3P%	FTA	FTM	FT%	PTS	OR	DR	REB	FLS	ASS	BLK	STL	TO	PTS	REB	ASS
Canberra	2018/19	26	391	155	39.6	201	80	39.8	118	88	74.6	478	21	107	128	55	7	39	48	55	18.4	2.1	4.9
		26	391	155	39.6	201	80	39.8	118	88	74.6	478	21	107	128	55	7	39	48	55	18.4	2.1	4.9



#12 MARIANNA TOLO CENTRE

DOB 2/7/89 **Height** 1.96m **Nationality** Australian

Junior Association | Mackay

Career Highlights | WNBL all star 5 | Defensive player of year 2016/17 | Opals - Rio Olympic team 2016, WC bronze medal 2014, WC team 2010 | WNBL champions (Caps) 2008/09 & 09/10

REGULAR SEASON STATS		FIELD GOALS			3 PTS			FREE THROWS				REBOUNDS						AVERAGES					
TEAM	YEAR	G	FGA	FGM	FG%	3PA	3PM	3P%	FTA	FTM	FT%	PTS	OR	DR	REB	FLS	ASS	BLK	STL	TO	PTS	REB	ASS
AIS	2006/07	21	135	72	53.3	1	0	0.0	44	27	61.4	171	33	64	97	15	35	6	41	51	8.1	0.7	4.6
AIS	2007/08	22	212	115	54.2	3	1	33.3	112	90	80.4	321	54	82	136	22	38	15	58	64	14.6	1.0	6.2
Canberra	2008/09	24	163	89	54.6	0	0	0.0	61	40	65.6	218	64	84	148	22	53	12	43	47	9.1	0.9	6.2
Canberra	2009/10	25	228	126	55.3	3	1	33.3	91	53	58.2	306	64	120	184	31	75	19	40	62	12.2	1.2	7.4
Canberra	2010/11	25	237	127	53.6	0	0	0.0	114	81	71.1	335	74	136	210	40	64	15	48	67	13.4	1.6	8.4
Canberra	2011/12	22	221	123	55.7	0	0	0.0	88	67	76.1	313	67	122	189	53	68	13	67	59	14.2	2.4	8.6
Canberra	2016/17	24	302	170	56.3	4	1	25.0	111	94	84.7	435	73	131	204	58	58	23	51	72	18.1	2.4	8.5
Canberra	2018/19	16	156	89	57.1	2	1	50.0	40	27	67.5	206	32	55	87	33	23	9	22	40	12.9	2.1	5.4
		179	1654	911	55.1	13	4	30.8	661	479	72.5	2305	461	794	1255	274	414	112	370	462	12.9	1.5	7.0



#14 ALEX DELANEY FORWARD

DOB 21/6/95 **Height** 183 cm **Nationality** Australian

Career Highlights | Player of the Tournament at the Australian Schools Tournament in 2013 | NSW Youth League All Star 5 Team | Sydney Comets Warath League Best Defensive Player in 2013 | Awarded the prestigious Blue Award for her achievements in school sports | Was named the Senior Basketballer of the Year for her last three years in high school | Academically, Alex received the High Achievers Award from Monte Sant' Angelo Catholic College for her achievements in the Higher School Certificate (HSC), where she achieved 99.5

REGULAR SEASON STATS			FIELD GOALS			3 PTS			FREE THROWS				REBOUNDS				AVERAGES						
TEAM	YEAR	G	FGA	FGM	FG%	3PA	3PM	3P%	FTA	FTM	FT%	PTS	OR	DR	REB	FLS	ASS	BLK	STL	TO	PTS	REB	ASS
Sydney41.7	2018/19	5	12	5	41.7	7	3	42.9	0	0	0	13	1	3	4	1	0	1	1	3	2.6	0.2	0.8
		5	12	5	41.7	7	3	42.9	0	0	0.0	13	1	3	4	1	0	1	1	3	2.6	0.2	0.8



#21 KEELY FROLING FORWARD

DOB 31/1/96 **Height** 1.88m **Nationality** Australian

Junior Association | Townsville

Career Highlights | Aus U17 Sapphires 2013 | AIS 2013-2014 | SMU 2015-2016 | Canberra Caps 2016-present | Gold medal emerging opals University games 2017 | 3x3 Asia cup 2018 Bronze

REGULAR SEASON STATS			FIELD GOALS			3 PTS			FREE THROWS				REBOUNDS				AVERAGES						
TEAM	YEAR	G	FGA	FGM	FG%	3PA	3PM	3P%	FTA	FTM	FT%	PTS	OR	DR	REB	FLS	ASS	BLK	STL	TO	PTS	REB	ASS
Townsville	2012/13	1	1	0	0.0	0	0	0.0	4	1	25.0	1	0	0	0	0	0	0	1	0	1.0	0.0	0.0
Townsville	2013/14	3	1	1	100.0	0	0	0.0	0	0	0.0	2	0	0	0	0	1	0	0	2	0.7	0.0	0.0
Canberra	2016/17	24	84	29	34.5	15	1	6.7	30	22	73.3	81	21	40	61	10	5	7	21	35	3.4	0.4	2.5
Canberra	2017/18	21	90	39	43.3	30	12	40.0	40	27	67.5	117	18	43	61	25	5	5	21	43	5.6	1.2	2.9
Canberra	2018/19	26	100	45	45.0	18	6	33.3	40	27	67.5	123	29	46	75	14	9	5	16	46	4.7	0.5	2.9
		75	276	114	41.3	63	19	30.2	114	77	67.5	324	68	129	197	49	20	17	59	126	4.3	0.7	2.6



#23 KELSEY GRIFFIN FORWARD

DOB 2/7/87 **Height** 1.88m **Nationality** Australian

Junior Association | University of Nebraska

Career Highlights | 3rd overall pick in WNBA draft (2010) | WNBA all rookie team | 2 WNBL Championships (2 Grandfinal MVPs) | All Star 5 | Defensive player of the year | Asia Cup Silver medal (MVP) | Commonwealth Games gold medalist | 2018/2019 WNBL Most Valuable Player

REGULAR SEASON STATS			FIELD GOALS			3 PTS			FREE THROWS				REBOUNDS							AVERAGES			
TEAM	YEAR	G	FGA	FGM	FG%	3PA	3PM	3P%	FTA	FTM	FT%	PTS	OR	DR	REB	FLS	ASS	BLK	STL	TO	PTS	REB	ASS
Bendigo	2012/13	19	264	119	45.1	30	7	23.3	102	68	66.7	313	61	102	163	16	18	33	40	59	16.5	0.8	8.6
Bendigo	2013/14	26	308	139	45.1	48	16	33.3	99	70	70.7	364	100	139	239	42	26	31	60	73	14.0	1.6	9.2
Bendigo	2014/15	25	297	144	48.5	54	16	29.6	106	84	79.2	399	66	163	229	49	16	34	38	52	16.0	2.0	9.2
Bendigo	2015/16	21	299	140	46.8	69	19	27.5	97	76	78.4	375	69	140	209	39	20	41	44	62	17.9	1.9	10.0
Bendigo	2016/17	24	294	122	41.5	110	37	33.6	108	82	75.9	363	47	138	185	68	27	35	58	61	15.1	2.8	7.7
Bendigo	2017/18	6	73	33	45.2	14	1	7.1	42	34	81.0	101	13	43	56	15	10	7	13	14	16.8	2.5	9.3
Canberra	2018/19	26	403	204	50.6	74	24	32.4	108	79	73.1	511	106	213	319	72	25	44	38	64	19.7	2.8	12.3
		147	1938	901	46.5	399	120	30.1	662	493	74.5	2426	462	938	1400	301	142	225	291	385	16.5	2.0	9.5



#1 MADDISON WHEATLEY

DOB **Height**



#2 PYPER THRONBERRU FORWARD

DOB 2/7/02 **Height** 185 cm



#5 SHAKERA REILLY

DOB **Height**



#6 LILY SCANLON GUARD

DOB 21/2/01 **Height** 175 cm

ALL TIME STATS



Points

Player	Games	Total
Bibby , Jessica	230	2917
Jackson , Lauren	119	2883
Bishop , Abby	156	2447
Abrams , Kellie	250	1830
Tolo , Marianna	136	1813
Hurst , Natalie	247	1784
Sharp , Eleanor	177	1541
Cheeseman , Jenny	109	1474
Sandie , Shelley	89	1413
Wilson , Carly	188	1400

Player	Games	Average
Jackson , Lauren	119	24.2
Griffin , Kelsey	26	19.7
Robinson , Fiona	34	18.6
Nurse , Kia	26	18.4
Chen , Qui	41	18.0
Whittle , Jenny	45	16.4
Murphy , Jodie	72	16.1
Sandie , Shelley	89	15.9
Bishop , Abby	156	15.7
Mansfield , Lauren	24	14.7

Assists

Player	Games	Total
Abrams , Kellie	250	710
Hurst , Natalie	247	635
Veal , Kristen	118	520
Sharp , Eleanor	177	380
Bibby , Jessica	230	288
Bevilaqua , Tully	88	282
Wilson , Carly	188	273
Hunt , Nicole	92	269
Bishop , Abby	156	258
Cheeseman , Jenny	109	253

Player	Games	Average
Wilson , Kelly	26	6.2
Mitchell , Leilani	24	5.5
Mansfield , Lauren	24	5.0
Veal , Kristen	118	4.4
Bevilaqua , Tully	88	3.2
Talbot , Stephanie	46	3.0
Hunt , Nicole	92	3.0
Fletcher , Narelle	76	2.9
Abrams , Kellie	250	2.8
Owens , Kerryn	72	2.8

Total Rebounds

Player	Games	Total
Jackson , Lauren	119	1453
Bishop , Abby	156	1451
Tolo , Marianna	136	1022
Muir , Linda	174	810
Abrams , Kellie	250	776
Peacock , Tracey	136	772
Hurst , Natalie	247	663
Veal , Kristen	118	653
Sharp , Eleanor	177	563
Bailie , Lucille	85	559

Player	Games	Average
Griffin , Kelsey	26	12.3
Jackson , Lauren	119	12.2
Ruef , Mikaela	24	11.0
Bishop , Abby	156	9.3
Whittle , Jenny	45	9.1
Fegent , Renae	60	8.6
Sadovnikova , Diana	30	8.2
Robilliard , Anne	22	7.5
Wilkins , Donna	29	7.5
Tolo , Marianna	136	7.5

Offensive Rebounds

Player	Games	Total
Bishop , Abby	156	478
Jackson , Lauren	119	430
Tolo , Marianna	136	374
Muir , Linda	174	248
Abrams , Kellie	250	247
Sharp , Eleanor	177	240
Peacock , Tracey	136	198
Dyt , Tracey	97	193
Wilson , Carly	188	187
Bailie , Lucille	85	178

Player	Games	Average
Griffin , Kelsey	26	4.1
Ruef , Mikaela	24	3.9
Jackson , Lauren	119	3.6
Bishop , Abby	156	3.1
Sadovnikova , Diana	30	2.9
Kennedy , Jacinta	22	2.8
Ardossi , Brigitte	42	2.8
Tolo , Marianna	136	2.8
Robilliard , Anne	22	2.6
Wilkins , Donna	29	2.5

ALL TIME STATS



Defensive Rebounds

Player	Games	Total
Jackson , Lauren	119	1023
Bishop , Abby	156	973
Tolo , Marianna	136	648
Peacock , Tracey	136	574
Muir , Linda	174	562
Abrams , Kellie	250	529
Hurst , Natalie	247	518
Veal , Kristen	118	489
Fegent , Renae	60	393
Bailie , Lucille	85	381

Player	Games	Average
Jackson , Lauren	119	8.6
Griffin , Kelsey	26	8.2
Whittle , Jenny	45	7.4
Ruef , Mikaela	24	7.2
Fegent , Renae	60	6.6
Bishop , Abby	156	6.2
Sadovnikova , Diana	30	5.3
Talbot , Stephanie	46	5.0
Wilkins , Donna	29	5.0
Robilliard , Anne	22	5.0

Blocks

Player	Games	Total
Jackson , Lauren	119	353
Tolo , Marianna	136	341
Peacock , Tracey	136	243
Fegent , Renae	60	140
Wilson , Carly	188	134
Bishop , Abby	156	112
Whittle , Jenny	45	92
Abrams , Kellie	250	85
Dyt , Tracey	97	66
Smiggs Stanford-Smith , Karen	57	65

Player	Games	Average
Jackson , Lauren	119	3.0
Tolo , Marianna	136	2.5
Fegent , Renae	60	2.3
Kennedy , Jacinta	22	2.0
Whittle , Jenny	45	2.0
Sadovnikova , Diana	30	2.0
Peacock , Tracey	136	1.8
Goureeva , Joulia	33	1.5
Ernst (nee Mijovic) , Carley	24	1.2
Smiggs Stanford-Smith , Karen	57	1.1

Steals

Player	Games	Total
Abrams , Kellie	250	253
Bevilaqua , Tully	88	214
Muir , Linda	174	200
Sharp , Eleanor	177	195
Bishop , Abby	156	178
Cheeseman , Jenny	109	176
Fletcher , Narelle	76	175
Hopgood , Trudie	134	169
Veal , Kristen	118	156
Bibby , Jessica	230	150

Player	Games	Average
Bevilaqua , Tully	88	2.4
Fletcher , Narelle	76	2.3
Owens , Kerryn	72	2.0
Kulbars , Nina	22	1.8
Hogg , Cherie	41	1.7
Mitchell , Leilani	24	1.7
Griffin , Kelsey	26	1.7
Cheeseman , Jenny	109	1.6
Hill , Jo	20	1.6
Mansfield , Lauren	24	1.5



DAVID BADDOCK

Local Association	Werribee
State	Victoria
WNBL Experience	7th Year
Career Games	63
Pre Game Routine/ Superstition	Nothing crazy, just a bunch of little things. Like the order in which I get dressed. I used to have a red hand towel that I took out on to the floor, but I lost it a few years back.



RICHARD BAI

Local Association	Richard Bai
State	Victoria
WNBL Experience	7th Year
Career Games	63
Pre Game Routine/ Superstition	Nothing crazy, just a bunch of little things. Like the order in which I get dressed. I used to have a red hand towel that I took out on to the floor, but I lost it a few years back.



DANIEL BATTYE

Local Association	Knox Basketball Inc
State	Victoria
WNBL Experience	7th Year
Career Games	68
Pre Game Routine/ Superstition	I always like to be the first referee at the game. This often means I get there well ahead of time. I also check my bag at least ten times before I leave home to make sure I haven't forgotten anything. Its boarder-line OCD.



RILEY BROWN

Local Association	Kilsyth Basketball
State	Victoria
WNBL Experience	3rd Year
Career Games	9
Pre Game Routine/ Superstition	Being at venue 1 hour prior to tip-off – no rushing!



SIMON COSIER

Local Association	Basketball ACT
State	ACT
WNBL Experience	11th Year
Career Games	97




HAYLEE COLE

Local Association	Hills Hornets Basketball Association
State	New South Wales
WNBL Experience	2nd Year
Career Games	8
Pre Game Routine/ Superstition	Must ensure that I am wearing the correct socks – MUST have the correct left and right sock and must be the same size/exact pair. Tie two knots in each shoelace as well, because we don't want to be that embarrassed official who takes a stumble and falls over!!



CRAIG COPES

Local Association	Manjimup Amateur Basketball Association
State	Western Australia
WNBL Experience	4th Year
Career Games	33



MADI CROWLEY-LONG

Local Association	Brisbane Basketball
State	Queensland
WNBL Experience	3rd Year
Career Games	10
Pre Game Routine/ Superstition	Always have a V energy drink before a game and always re-tie my shoelaces after the three-minute warning. Love a good pre-game jam-out in the car or ref room depending on the crew.



NICOLLE DI CONZA

Local Association	Basketball WA
State	Western Australia
WNBL Experience	2nd Year
Career Games	9
Pre Game Routine/ Superstition	Wearing my favourite socks



STEVE DICONZA

Local Association	Basketball WA
State	Western Australia
WNBL Experience	8th Year
Career Games	44
Pre Game Routine/ Superstition	Go through the same process of getting dressed each game, first unpacking my bag and then clothing goes on in a particular order with referee shirt not going on until pre game is completed



ADRIAN DI CONZA

Local Association	Perth
State	Western Australia
WNBL Experience	4th Year
Career Games	23
Pre Game Routine/ Superstition	To have eaten a meal and just to relax

VANESSA DEVLIN

Local Association	Basketball SA
State	South Australia
WNBL Experience	10+ Years
Career Games	71
Pre Game Routine/ Superstition	Put my whistle in the same pocket. Put it on at the exact same time every game.

AARON GILBOY

Local Association	Brisbane and Southern Districts Spartans
State	Queensland
WNBL Experience	13th Year
Career Games	79
Pre Game Routine/ Superstition	a pre-game burrito before Townsville games has become a staple.



BYRON GEDDES

Local Association	St George Basketball Association
State	New South Wales
WNBL Experience	1st Year
Career Games	0
Pre Game Routine/ Superstition	I have a special Spotify play list, I like to hear certain songs during certain moments from the drive to the stadium to walking into the stadium.



NICO FERNANDES

Local Association	Basketball WA
State	Western Australia
WNBL Experience	5th Year
Career Games	18
Pre Game Routine/ Superstition	Always eat at the latest 3 hours before tip off. As a superstition, always ref with the same whistle for a season)



TAYLA FLINT

Local Association	Bendigo Basketball
State	Victoria
WNBL Experience	4th Year
Career Games	16
Pre Game Routine/ Superstition	Iron my uniform and pack my bag in the same order and always wear my lucky socks



ELLIOT GREEN

Local Association	Eltham
State	Victoria
WNBL Experience	3rd Year
Career Games	14
Pre Game Routine/ Superstition	Always wear double socks, putting first set of socks on, then full length compression gear over the first set, then black set over the top!



KYLE EASTHER

Local Association	Joondalup
State	Western Australia
WNBL Experience	1st Year
Career Games	0
Pre Game Routine/ Superstition	Have a coffee on the way to the venue.



JACQUI DOVER

Local Association	Gold Coast Basketball
State	Queensland
WNBL Experience	2nd Year
Career Games	6
Pre Game Routine/ Superstition	My routine happens during the national anthem – I hold my left wrist over my tattoo of my Aunty and good friends initials to remind myself to be present in the moment and enjoy life for those who are no longer here with me.



JUSTIN HAMILTON

Local Association	Nunawading
State	Victoria
WNBL Experience	4th Year
Career Games	21



MITCH HUDSON

Local Association	Basketball ACT
State	ACT
WNBL Experience	1st Year
Career Games	0



JASON KELLY

Local Association	Werribee
State	Victoria
WNBL Experience	19th Year (WNBL Life Member)
Career Games	203
Pre Game Routine/ Superstition	Listening to music on the drive whilst consuming an energy drink. Always wear my 'LiveStrong' T-Shirt under referee shirt.



BRODIE MCLACHLAN

Local Association	Warragul
State	Victoria
WNBL Experience	3rd Year
Career Games	8
Pre Game Routine/ Superstition	Same socks, and jocks for every game for the last 3 years. Some late night washing and drying goes on



NATHAN PAFF

Local Association	Hills Hornets Basketball Association
State	New South Wales
WNBL Experience	2nd Year
Career Games	4
Pre Game Routine/ Superstition	Always wear a full set of skins no matter the temperature and I have a 'lucky' lanyard that I have had since I started senior league

JOE KELLEY

Local Association	Newcastle
State	New South Wales
WNBL Experience	2nd Year
Career Games	2
Pre Game Routine/ Superstition	Have to pack my bag from bottom to top (Shoes first, whistle last)



DANIKA JOLLEY

Local Association	Mount Gambier
State	South Australia
WNBL Experience	1st Year
Career Games	0
Pre Game Routine/ Superstition	Just listen to a range of music to mentally focus and also do some game visualisations



ROBERT RICE

Local Association	Albury Basketball Association
State	New South Wales
WNBL Experience	9th Year
Career Games	76
Pre Game Routine/ Superstition	I will have a shower, stretch routine and a blue Powerade.



CHRIS REID

Local Association	Knox Basketball Inc
State	Victoria
WNBL Experience	16th Year
Career Games	98
Pre Game Routine/ Superstition	Ensure comfortable feeling – self talk, Take 2 whistles to the court. Tuck in end of shoe laces to ensure they don't come undone.



GUY RICHARDS

Local Association	Northern Suburbs
State	New South Wales
WNBL Experience	5th Year
Career Games	19
Pre Game Routine/ Superstition	Get dressed the same way, warm up the same way, do my last checks the same way. Every time!



TODD SPAIN

Local Association	Eltham
State	Victoria
WNBL Experience	14th Year
Career Games	136



JACK TAYLOR

Local Association	Basketball ACT
State	ACT
WNBL Experience	6th Year
Career Games	36
Pre Game Routine/ Superstition	Always place my whistle in my right pocket, before heading to the court.



MICHELLE COSIER

Local Association	Basketball ACT
State	ACT
WNBL Experience	3rd Year
Career Games	16



SHAHRAD SHAFAGHI

State	New South Wales
WNBL Experience	7th Year
Career Games	38

LUKE JOSEPH

State	New South Wales
WNBL Experience	1st Year
Career Games	0



ALEX MCEWAN

State	Queensland
WNBL Experience	3rd Year
Career Games	2



KYLIE VOEVODIN

Local Association	Townsville Basketball
State	Queensland
WNBL Experience	WNBL Life Member
Career Games	151



CALIA HANKS

State	Queensland
WNBL Experience	2nd Year
Career Games	1

JAMES GRIGUOL

State	South Australia
WNBL Experience	3rd Year
Career Games	9




DANIEL TROY

State	South Australia
WNBL Experience	2nd Year
Career Games	2

HUGH STARKEY

State	South Australia
WNBL Experience	2nd Year
Career Games	2



SARAH CAREY

Local Association	Nunawading
State	Victoria
WNBL Experience	8th Year
Career Games	90

ANDREW HOLLOOOD

State	Victoria
WNBL Experience	3rd Year
Career Games	14



AYDIN BAKER

State	Victoria
WNBL Experience	2nd Year
Career Games	5

JOSH KNIGHT

State	Victoria
WNBL Experience	2nd Year
Career Games	3



TROY EARLE

State	Victoria
WNBL Experience	10th Year
Career Games	70



MITCH HARE

State	Victoria
WNBL Experience	3rd Year
Career Games	11

MARK GRIST

State	Western Australia
WNBL Experience	9th Year
Career Games	53

TRAVIS STEWART

State	Western Australia
WNBL Experience	3rd Year
Career Games	9



2019/20 WNBL MEDIA GUIDE

**SEASONAL RECAPS
1981-2019**

LIFE MEMBERS

Year Awarded	Name	Service
	Peter Baskett	Administration
	Tracey Browning	Player
	Michele Timms	Player
	Cheryl Chambers	Player
	Jan Morris	Player & Administration
	Gaylene McKay	Player
	Marina Wood	Player
	Gail Henderson	Player
	Rachael Sporn	Player
	Karen Dalton	Player
	Robyn Maher	Player
	Vicki Daldy	Player
	Ray Tomlinson	Coach
	Lucille Baille	Coach
1998/99	Lorraine Landon	Administration
1998/99	Shelley Sandie	Player
1998/99	Jo Metcalfe	Player
1998/99	Eddie Crouch	Referee
1999/00	Linda Brandt	Player
2000/01	Narelle Fletcher	Player
2000/01	Kerryn Henderson	Player
2000/01	Jan Collinson	Administration
2001/02	Julie Nykiel	Player
2001/02	Jan Stirling	Player & Coach
2001/02	Karen Smiggs Stanford-Smith	Player
2001/02	Kate Stacker	Player
2002/03	Tom Maher	Coach
2002/03	Phil Brown	Coach
2003/04	Michelle Brogan	Player
2003/04	Jo Hill	Player
2005/06	Carrie Graf	Player & Coach
2005/06	Jenny Whittle	Player
2005/06	Sharon Arnold	Referee
2006/07	Tracey Beatty	Player
2006/07	Trish Fallon	Player
2006/07	Emily Mcinerny	Player
2007/08	Larissa Anderson	Player
2007/08	Tully Bevilaqua	Player
2008/09	Val Hilberg	Referee
2008/09	Margaret Gorman	Referee
2009/10	Natalie Porter	Player
2009/10	Kellie Abrams	Player
2009/10	Desiree Glaubitz	Player
2009/10	Jessica Bibby	Player
2013/14	Kristi Harrower	Player
2013/14	Alison Downie	Player
2013/14	Rachael McCully	Player
2013/14	Carly Wilson	Player
2013/14	Samantha Woosnam	Player
2013/14	Deanne Butler	Player
2014/15	Jess Foley	Player
2014/15	Suzy Batkovic	Player
2014/15	Deanna Smith	Player
2017/18	Steph Blicavs	Player
2018/19	Kelly Wilson	Player
2018/19	Gabe Richards	Player
2018/19	Natalie Hurst	Player
2018/19	Chris Lucas	Coach
2018/19	Melissa Marsh	Player
2018/19	Jason Kelly	Referee

WNBL AWARD WINNERS

BETTY WATSON ROOKIE OF THE YEAR

1995	Chika Emeagi	AIS
1996	Jessica Bibby	Dandenong Rangers
1997	Lauren Jackson	AIS
1998	Andrea Cartledge	Melbourne Tigers
98/99	Caitlin Ryan	Dandenong Rangers
99/00	Shelley Hammonds	AIS
00/01	Laura Summerton	AIS
01/02	Alison Downie & Kamala Lamshed	Dandenong & Adelaide
02/03	Kelly Wilson	AIS
03/04	Kathleen MacLeod	AIS
04/05	Renaë Camino	AIS
05/06	Abby Bishop	AIS
06/07	Cayla Francis	AIS
07/08	Nicole Hunt	AIS
08/09	Sarah Graham	Logan Thunder
09/10	Tayla Roberts	AIS
10/11	Gretel Tippett	BDS Logan Thunder
11/12	Carley Mijovic	Dandenong Rangers
12/13	Stephanie Talbot	Adelaide Lightning
13/14	Alex Wilson	Townsville Fire
14/15	Lauren Scherf	Dandenong Rangers
15/16	Alex Ciabattoni	Adelaide Lightning
16/17	Monique Conti	Melbourne Boomers
17/18	Ezi Magbegor	UC Capitals
18/19	Jazmin Shelley	Melbourne Boomers

YOUTH PLAYER OF THE YEAR

1988	Lucille Hamilton	AIS
1989	Renaë Fegent	AIS
1990	Trish Fallon	AIS
1991	Michelle Brogan	Adelaide City Tigers
1992	Allison Cook	Melbourne Tigers
1993	Allison Cook	Melbourne Tigers
1994	Maryanne Difrancesco	Melbourne Tigers

WNBL CHAMPIONS

1981	St Kilda Saints
1982	St Kilda Saints
1983	Nunawading Spectres
1984	Nunawading Spectres
1985	Coburg Cougars
1986	Nunawading Spectres
1987	Nunawading Spectres
1988	Nunawading Spectres
1989	Nunawading Spectres
1990	North Adelaide
1991	Hobart Islanders
1992	Perth Breakers
1993	Sydney Flames
1994	Adelaide Lightning
1995	Adelaide Lightning
1996	Adelaide Lightning
1997	Sydney Flames
1998	Adelaide Lightning
98/99	Australian Institute of Sport
99/2000	Canberra Capitals
2000/01	Sydney Panthers
2001/02	Canberra Capitals
2002/03	Canberra Capitals
2003/04	Dandenong Rangers
2004/05	Dandenong Rangers
2005/06	Canberra Capitals
2006/07	Canberra Capitals
2007/08	Adelaide Lightning
2008/09	Canberra Capitals
2009/10	Canberra Capitals
2010/11	Bulleen Boomers
2011/12	Dandenong Rangers
2012/13	Bendigo Spirit
2013/14	Bendigo Spirit
2014/15	Townsville Fire
2015/16	Townsville Fire
2016/17	Sydney Uni Flames
2017/18	Townsville Fire
2018/19	UC Capitals

WNBL AWARD WINNERS

MOST VALUABLE PLAYER

1982	Karen Ogden	St Kilda Saints
1983	Karen Ogden/Robyn Maher	St Kilda Saints & Nunawading Spectres
1984	Julie Nykiel	Noarlunga Tigers
1985	Kathy Foster	North Adelaide Rockets
1986	Kathy Foster	Hobart Islanders
1987	Robyn Maher	Nunawading Spectres
1988	Julie Nykiel	Noarlunga Tigers
1989	Kathy Foster	Hobart Islanders
1990	Debbie Slimmon	Bulleen Melbourne Boomers
1991	Joanne Metcalfe	Melbourne Tigers
1992	Debbie Slimmon	Bulleen Melbourne Boomers
1993	Alison Cook	Melbourne Tigers
1994	Shelley Gorman	Sydney Flames
1995	Sandy Brondello	Brisbane Blazers
1996	Rachael Sporn	Adelaide Lightning
1997	Rachael Sporn	Adelaide Lightning
1998	Michelle Griffiths	Sydney Flames
98/99	Lauren Jackson	AIS
99/00	Lauren Jackson/Trish Fallon	Canberra Capitals/Sydney Flames
00/01	Penny Taylor	Dandenong Rangers
01/02	Penny Taylor	Dandenong Rangers
02/03	Lauren Jackson	Canberra Capitals
03/04	Lauren Jackson	Canberra Capitals
04/05	Katrina Hibbert	Bulleen Melbourne Boomers
05/06	Katrina Hibbert	Bulleen Melbourne Boomers
06/07	Hollie Grima	Bulleen Melbourne Boomers
07/08	Natalie Porter	Sydney Uni Flames
08/09	Rohanee Cox	Townsville Fire
09/10	Kristi Harrower	Bendigo Spirit
10/11	Elizabeth Cabbage	Bulleen Boomers
11/12	Suzy Batkovic	Adelaide Lightning
12/13	Suzy Batkovic	Adelaide Lightning
13/14	Suzy Batkovic	Townsville Fire
14/15	Abby Bishop	UC Capitals
15/16	Suzy Batkovic	Townsville Fire
16/17	Suzy Batkovic	Townsville Fire
17/18	Suzy Batkovic	Townsville Fire
18/19	Kelsey Griffin	UC Capitals

DEFENSIVE PLAYER OF THE YEAR

1990	Karen Dalton	Sydney Bruins
1991	Kim Foley	Hobart Islanders
1992	Robyn Maher	Perth Breakers
1993	Karen Dalton	Sydney Flames
1994	Robyn Maher	Sydney Flames
1995	Tully Bevilaqua	Perth Breakers
1996	Tully Bevilaqua	Perth Breakers
1997	Tully Bevilaqua	Perth Breakers
1998	Emily McInerny	Melbourne Tigers
98/99	Emily McInerny	Melbourne Tigers

ROBYN MAHER DEFENSIVE PLAYER OF THE YEAR

99/00	Tully Bevilaqua	Perth Breakers
00/01	Emily McInerny	Dandenong Rangers
01/02	Emily McInerny	Dandenong Rangers
02/03	Natalie Porter	Townsville Fire
03/04	Emily McInerny	Dandenong Rangers
04/05	Emily McInerny	Dandenong Rangers
05/06	Emily McInerny	Dandenong Rangers
06/07	Emily McInerny	Dandenong Rangers
07/08	Emily McInerny	Dandenong Rangers
08/09	Alicia Poto	Sydney Uni Flames
09/10	Rachael Flanagan	Townsville Fire
10/11	Rachael Flanagan	Townsville McCafe Fire
11/12	Alicia Poto	Sydney Uni Flames
12/13	Kristi Harrower	Bendigo Spirit
13/14	Rebecca Allen	Melbourne Boomers
14/15	Kelsey Griffin	Bendigo Spirit
15/16	Stephanie Cumming	Dandenong Rangers
16/17	Marianna Tolo	UC Capitals
17/18	Kayla Pedersen	Dandenong Rangers
18/19	Lauren Nicholson	Adelaide Lightning

COACH OF THE YEAR

1987	Tom Maher	Nunawading Spectres
1988	Robbie Cadee	Bankstown Bruins
1989	Mark Molitor	North Adelaide Rockets
1990	Jenny Cheesman	AIS
1991	Jerry Lee	Canberra Capitals
1992	Tom Maher	Perth Breakers
1993	Jan Stirling	Adelaide Lightning
1994	Ray Tomlinson	Canberra Capitals
1995	Guy Molloy	Perth Breakers
1996	Lori Chizik	Bulleen Melbourne Boomers
1997	Bill Tomlinson	Sydney Flames
1998	Phil Brown	AIS
98/99	Phil Brown	AIS
99/00	Mark Wright	Dandenong Rangers
00/01	Mark Wright	Dandenong Rangers
01/02	Karen Dalton	Sydney Panthers
02/03	David Herbert	Townsville Fire
03/04	Gary Fox	Dandenong Rangers
04/05	Cheryl Chambers	Bulleen Melbourne Boomers
05/06	Gary Fox	Dandenong Rangers
06/07	Carrie Graf	Canberra Capitals
07/08	Carrie Graf	Canberra Capitals
08/09	Cheryl Chambers	Bulleen Boomers
09/10	Tom Maher	Bulleen Boomers
10/11	Tom Maher	Bulleen Boomers
11/12	Peter Buckle	Adelaide Lightning
12/13	Bernie Harrower	Bendigo Spirit
13/14	Guy Molloy	Melbourne Boomers
14/15	Shannon Seebohm	Sydney Uni Flames
15/16	Andy Stewart	Perth Lynx
16/17	Cheryl Chambers	Sydney Uni Flames
17/18	Andy Stewart	Perth
18/19	Chris Lucas	Chris Lucas

WNBL ALL-STAR FIVE

1988	Donna Brown	North Adelaide Rockets	1998	Michelle Griffiths	Sydney Flames
	Shelley Gorman	Nunawading Spectres		Kristi Harrower	Melbourne Tigers
	Robyn Maher	Nunawading Spectres		Annie La Fleur	Sydney Flames
	Michele Timms	Nunawading Spectres		Carla Porter	Adelaide Lightning
	Debbie Slimmon	Bulleen Melbourne Boomers		Allison Cook	Bulleen Melbourne Boomers
1989	Michele Timms	Nunawading Spectres	98/99	Kristi Harrower	Melbourne Tigers
	Shelley Gorman	Nunawading Spectres		Rachael Sporn	Adelaide Lightning
	Karin Maar	Bulleen Melbourne Boomers		Lauren Jackson	AIS
	Debbie Slimmon	Bulleen Melbourne Boomers		Shelley Sandie	Canberra Capitals
	Kathy Foster	Hobart Islanders		Gina Stevens	Perth Breakers
1990	Debbie Slimmon	Bulleen Melbourne Boomers	99/00	Lauren Jackson	Canberra Capitals
	Michele Timms	Nunawading Spectres		Trisha Fallon	Sydney Flames
	Kathy Foster	Hobart Islanders		Kristi Harrower	Melbourne Tigers
	Vicky Daldy	North Adelaide Rockets		Kristin Folkl	Melbourne Tigers
	Donna Brown	North Adelaide Rockets		Jo Hill	Adelaide Lightning
1991	Joanne Metcalfe	Melbourne Tigers	00/01	Jai Kingi	Adelaide Lightning
	Vicky Daldy	North Adelaide Rockets		Annie Burgess	Sydney Panthers
	Michele Timms	Perth Breakers		Belinda Snell	Sydney Panthers
	Shelley Gorman	Melbourne East		Penny Taylor	Dandenong Rangers
	Samantha Thornton	Melbourne East		Lauren Jackson	Canberra Capitals
1992	Michele Timms	Perth Breakers	01/02	Rachael Sporn	Adelaide Lightning
	Allison Cook	Melbourne Tigers		Jai Kingi	Adelaide Lightning
	Michelle Brogan	Adelaide City		Natalie Hughes	Sydney Panthers
	Rachael Sporn	Adelaide City		Lauren Jackson	Canberra Capitals
	Jodie Murphy	Canberra Capitals		Penny Taylor	Dandenong Rangers
1993	Vicky Daldy	Adelaide Lightning	02/03	Kristen Veal	Canberra Capitals
	Rachael Sporn	Adelaide Lightning		Carly Wilson	Dandenong Rangers
	Allison Cook	Melbourne Tigers		Shelley Hammonds	Sydney Flames
	Samantha Thornton	Dandenong Rangers		Natalie Porter	Townsville Fire
	Shelley Gorman	Sydney Flames		Lauren Jackson	Canberra Capitals
1994	Rachael Sporn	Adelaide Lightning	03/04	Lauren Jackson	Canberra Capitals
	Sandy Brondello	Brisbane Blazers		Jodie Datson	Townsville Fire
	Michele Timms	Perth Breakers		Jacinta Hamilton	Dandenong Rangers
	Allison Cook	Melbourne Tigers		Shelley Hammonds	Sydney Uni Flames
	Shelley Gorman	Sydney Flames		Belinda Snell	Sydney Uni Flames
1995	Rachael Sporn	Adelaide Lightning	04/05	Katrina Hibbert	Bulleen Melbourne Boomers
	Sandy Brondello	Brisbane Blazers		Jenny Whittle	Canberra Capitals
	Debbie Slimmon	Bulleen Melbourne Boomers		Belinda Snell	Sydney Uni Flames
	Shelley Gorman	Sydney Flames		Trish Fallon	Sydney Uni Flames
	Allison Cook	Melbourne Tigers		Erin Phillips	Adelaide Lightning
1996	Rachael Sporn	Adelaide Lightning	05/06	Deanna Smith	Perth Lynx
	Trisha Fallon	Sydney Flames		Jacinta Hamilton	Dandenong Rangers
	Gina Stevens	Perth Breakers		Jenny Whittle	Canberra Capitals
	Michele Timms	Sydney Flames		Erin Phillips	Adelaide Fellas
	Jenny Whittle	Brisbane Blazers		Katrina Hibbert	Bulleen Melbourne Boomers
1997	Rachael Sporn	Adelaide Lightning	06/07	Natalie Porter	Sydney Uni Flames
	Kristi Harrower	Melbourne Tigers		Hollie Grima	Bulleen Melbourne Boomers
	Trish Fallon	Sydney Flames		Erin Phillips	Adelaide Lightning
	Allison Cook	Melbourne Tigers		Carly Wilson	Perth Lynx
	Jenny Whittle	Brisbane Blazers		Sharin Milner	Bulleen Melbourne Boomers

WNBL ALL-STAR FIVE

07/08	Natalie Porter	Sydney Uni Flames	Jenna O'Hea	Dandenong Rangers	
	Tracy Gahan	Adelaide Lightning	Laura Hodges	Adelaide Lightning	
	Rohanee Cox	Townsville Fire	Suzy Batkovic	Townsville Fire	
	Kathleen Macleod	Bendigo Spirit	Gabrielle Richards	Bendigo Spirit	
	Jessica Foley	Adelaide Lightning			
08/09	Kristi Harrower	Bendigo Spirit	14/15	Tess Madgen	Melbourne Boomers
	Deanna Smith	Perth Lynx	Penny Taylor	Dandenong Rangers	
	Rohanee Cox	Townsville Fire	Cayla Francis	Townsville Fire	
	Abby Bishop	Canberra Capitals	Kelsey Griffin	Bendigo Spirit	
	Jennifer Crouse	Townsville Fire	Abby Bishop	UC Capitals	
09/10	Kristi Harrower	Bendigo Spirit	15/16	Leilani Mitchell	Adelaide Lightning
	Jenna O'Hea	Bulleen Boomers	Sami Whitcomb	Perth Lynx	
	Deanna Smith	Sydney Uni Flames	Katie-Rae Ebzery	Sydney Uni Flames	
	Elizabeth Cabbage	Bulleen Boomers	Kelsey Griffin	Bendigo Spirit	
	Suzy Batkovic	Sydney Uni Flames	Suzy Batkovic	Townsville Fire	
10/11	Elizabeth Cabbage	Bulleen Boomers	16/17	Sami Whitcomb	Perth Lynx
	Marianna Tolo	Canberra TransACT Capitals	Leilani Mitchell	Sydney Uni Flames	
	Amy Denson	Sydney Uni Flames	Suzy Batkovic	Townsville Fire	
	Kathleen Macleod	Dandenong Jayco Rangers	Marianna Tolo	UC Capitals	
	Jenna O'Hea	Bulleen Boomers	Asia Taylor	Sydney Uni Flames	
11/12	Suzy Batkovic	Adelaide Lightning	17/18	Suzy Batkovic	Townsville Fire
	Shanavia Dowdell	Townsville Fire	Courtney Williams	Perth Lynx	
	Belinda Snell	Sydney Uni Flames	Sami Whitcomb	Perth Lynx	
	Jenna O'Hea	Dandenong Rangers	Asia Taylor	Sydney Uni Flames	
	Kathleen MacLeod	Dandenong Rangers	Liz Cabbage	Melbourne Boomers	
12/13	Suzy Batkovic	Adelaide Lightning	18/19	Kelsey Griffin	UC Capitals
	Jenna O'Hea	Dandenong Rangers	Lindsay Allen	Melbourne Boomers	
	Kristi Harrower	Bendigo Spirit	Asia Taylor	Perth Lynx	
	Kathleen MacLeod	Dandenong Rangers	Bec Cole	Dandenong Rangers	
	Gabrielle Richards	Bendigo Spirit	Nia Coffey	Adelaide Lightning	
13/14	Leilani Mitchell	Dandenong Rangers			

WNBL ALL TIME LEADERS

Points

Player	Games	Total
Batkovic , Suzy	346	5843
Sporn , Rachael	377	5823
Sandie , Shelley	321	5204
Snell , Belinda	324	4770
Bibby , Jessica	394	4619
Maher , Robyn	369	4517
Bailie , Lucille	377	4250
Harrower, Kristi	330	4199
Dalton , Karen	375	4161
Thornton , Samantha	230	4044

Player	Games	Average
Jackson , Lauren	172	22.2
Whitcomb , Sami	77	20.4
Nykiel , Julie	150	20.3
Cabbage , Elizabeth	126	18.8
Foster , Kathy	135	18.1
Taylor , Asia	69	18.0
Thornton , Samantha	230	17.6
Denson , Amy	45	17.4
Taylor , Penny	137	17.3
Maar , Karin	177	17.3

Assists

Player	Games	Total
Veal , Kristen	373	1617
Harrower, Kristi	330	1503
Wilson , Kelly	376	1179
Snell , Belinda	324	1109
Timms, Michele	285	1070
Maher , Robyn	369	1044
McCully , Rachael	323	1015
Landon , Michele	190	966
O'Hea , Jenna	255	916
Milner , Sharin	236	908

Player	Games	Average
Mitchell , Leilani	126	5.6
Landon , Michele	190	5.1
Macleod , Kathleen	184	4.6
Harrower, Kristi	330	4.6
Veal , Kristen	373	4.3
Laney , Betnijah	66	3.9
Milner , Sharin	236	3.8
Seekamp , Nicole	78	3.8
Timms, Michele	285	3.8
Black , Debbie	131	3.7

Total Rebounds

Player	Games	Total
Sporn , Rachael	377	3229
Batkovic , Suzy	346	2975
George , Cayla	246	2357
Bailie , Lucille	377	2305
Slimmon , Debbie	199	2296
Dalton , Karen	375	2281
Whittle , Jenny	295	2256
Richards , Gabrielle	276	2100
Bishop , Abby	234	2048
Jackson , Lauren	172	2000

Player	Games	Average
Jackson , Lauren	172	11.6
Slimmon , Debbie	199	11.5
Ruef , Mikaela	67	10.4
Crouse , Jennifer	111	10.1
George , Cayla	246	9.6
Griffin , Kelsey	147	9.5
Roberts , Trina	195	9.2
Hamson , Jennifer	49	9.0
Days , Regina	79	8.8
Bishop , Abby	234	8.8

Offensive Rebounds

Player	Games	Total
Sporn , Rachael	377	1223
Slimmon , Debbie	199	961
Batkovic , Suzy	346	819
Richards , Gabrielle	276	756
Bailie , Lucille	377	737
Cox , Rohanee	303	702
Brogan , Michelle	274	695
Dalton , Karen	375	691
Corkeron , Rhonda	196	686
Bishop , Abby	234	657

Player	Games	Average
Slimmon , Debbie	199	4.8
Jackson , Lauren	172	3.5
Corkeron , Rhonda	196	3.5
Crouse , Jennifer	111	3.5
Days , Regina	79	3.4
Ruef , Mikaela	67	3.3
Hamson , Jennifer	49	3.3
Roberts , Trina	195	3.3
Sporn , Rachael	377	3.2
Gahan , Tracy	96	3.2

WNBL ALL TIME LEADERS

Defensive Rebounds

Player	Games	Total
Batkovic , Suzy	346	2156
Sporn , Rachael	377	2006
Whittle , Jenny	295	1842
George , Cayla	246	1773
Dalton , Karen	375	1590
Bailie , Lucille	377	1568
Snell , Belinda	324	1486
Veal , Kristen	373	1441
Jackson , Lauren	172	1395
Bishop , Abby	234	1391

Player	Games	Average
Jackson , Lauren	172	8.1
George , Cayla	246	7.2
Ruef , Mikaela	67	7.1
Slimmon , Debbie	199	6.7
Crouse , Jennifer	111	6.7
Griffin , Kelsey	147	6.4
Whittle , Jenny	295	6.2
Batkovic , Suzy	346	6.2
Cambage , Elizabeth	126	6.0
Bishop , Abby	234	5.9

Blocks

Player	Games	Total
Whittle , Jenny	295	672
Peacock , Tracey	347	444
Batkovic , Suzy	346	443
Jackson , Lauren	172	425
Tolo , Marianna	179	414
Wilson , Carly	363	335
George , Cayla	246	312
Crouse , Jennifer	111	306
Sporn , Rachael	377	264
Cambage , Elizabeth	126	239

Player	Games	Average
Crouse , Jennifer	111	2.8
Jackson , Lauren	172	2.5
Hamson , Jennifer	49	2.4
Tolo , Marianna	179	2.3
Whittle , Jenny	295	2.3
Cambage , Elizabeth	126	1.9
Tomlinson , Louella	133	1.8
Fegent , Renae	111	1.7
Hamblin , Ruth	48	1.6
Goureeva , Joulia	50	1.5

Steals

Player	Games	Total
Bevilaqua , Tully	292	722
Maher , Robyn	369	614
Timms , Michele	285	589
Sporn , Rachael	377	573
Veal , Kristen	373	531
Fletcher , Narelle	294	520
McInerny , Emily	307	507
Hill , Jo	351	484
Harrower , Kristi	330	429
Snell , Belinda	324	426

Player	Games	Average
Black , Debbie	131	3.2
Whitcomb , Sami	77	2.6
Bevilaqua , Tully	292	2.5
Days , Regina	79	2.2
Timms , Michele	285	2.1
Corkeron , Rhonda	196	2.1
Hahn , Kathy	146	1.9
Cleary , Michelle	147	1.8
Fletcher , Narelle	294	1.8
Taylor , Penny	137	1.7

1981

Position	Team	P	W	L	For	Agst	W/L	%
1	North Adelaide	13	10	3	832	713	77	116.69
2	St. Kilda	13	11	2	892	751	85	118.77
3	West Adelaide	13	6	7	803	848	46	94.69
4	Melbourne Telstars	13	8	5	880	786	62	111.96
5	Bankstown	10	6	4	599	571	60	104.9
6	Cyms	13	5	8	807	840	38	96.07
7	Noarlunga	13	4	9	828	957	31	86.52
8	AIS	10	2	8	581	656	20	88.57
9	Sutherland	10	2	8	523	623	20	83.95

GRAND FINAL

St Kilda 77 d Nth Adelaide 58

SEMI FINAL

St Kilda 80 d West Adelaide 53

North Adelaide 66 d Telstars 63

1981 PLAYER AVERAGES

POINTS PER GAME

22.2 Julie Nykiel (13g) (Noarlunga)
21.0 Karen Blicavs (12g) (St. Kilda)
19.2 Karin Maar (13g) (Cyms)
18.0 Trish Cockrem (12g) (St. Kilda)
17.3 Sharon Deacon (12g) (Melbourne Telstars)
15.2 Jill Hammond (13g) (North Adelaide)
15.2 Robyn Maher (12g) (Melbourne Telstars)
14.5 Cass Pujals (13g) (West Adelaide)
12.3 Jan Smithwick (13g) (Cyms)
11.5 Ann Somers (13g) (North Adelaide)

FIELD GOAL %

50 Julie Nykiel (13g) (Noarlunga) (109/218)
50 Robyn Maher (12g) (Melbourne Telstars) (83/1)
50 Debbie Mcleavy (13g) (West Adelaide) (58/116)
50 Karen Blicavs (12g) (St. Kilda) (104/208)
50 Karin Maar (13g) (Cyms) (97/194)
50 Jan Smithwick (13g) (Cyms) (62/124)
50 Jan Morris (13g) (Cyms) (54/108)
50 Raewyn Hampstead (13g) (Cyms) (57/114)
50 Gayle Trevena (10g) (Bankstown) (56/112)
50 Jill Hammond (13g) (North Adelaide) (71/142)

FOULS

3.9 Julie Frenette (12g) (St. Kilda)
3.8 Leeanne Grantham (6g) (Cyms)
3.7 Paula Martin (10g) (AIS)
3.6 Cass Pujals (13g) (West Adelaide)
3.6 Jill Hammond (13g) (North Adelaide)
3.6 Wendy Laidlaw (10g) (Sutherland)
3.5 Donna Brown (10g) (AIS)
3.4 Mandy Ingersoll (9g) (Bankstown)
3.4 Robyn Maher (12g) (Melbourne Telstars)
3.4 Karen Dalton (10g) (Sutherland)

FOUL SHOT %

76.1 Julie Nykiel (13g) (Noarlunga) (70/92)
74.7 Jill Hammond (13g) (North Adelaide) (56/75)
64.4 Karin Maar (13g) (Cyms) (56/87)

1982

Position	Team	P	W	L	For	Agst	W/L	%
1	Bankstown	12	10	2	785	654	83	120.03
2	St. Kilda	15	11	4	1,024	915	73	111.91
3	Noarlunga	14	10	4	1,066	895	71	119.11
4	West Adelaide	17	10	7	1,118	1,055	59	105.97
5	Melbourne East	15	9	6	960	875	60	109.71
6	AIS	15	7	8	1,043	953	47	109.44
7	North Adelaide	14	5	9	862	902	36	95.57
8	Cyms	15	6	9	922	953	40	96.75
9	Brisbane	9	1	8	450	658	11	68.39
10	Sutherland	12	0	12	596	966	0	61.7

GRAND FINAL

St Kilda 62 d Bankstown 56

SEMI FINAL

St Kilda 74 d Noarlunga 64

Bankstown 71 d West Adelaide 66

1982 PLAYER AVERAGES

POINTS PER GAME

24.8	Karen Blicavs (15g) (St. Kilda)
21.5	Karin Maar (15g) (Cyms)
18.4	Julie Nykiel (13g) (Noarlunga)
17.4	Robyn Maher (15g) (Melbourne East)
16.7	Jenny Cheeseman (14g) (Noarlunga)
16.1	Ann Somers (14g) (North Adelaide)
16.0	Pat Mickan (15g) (West Adelaide)
15.6	Trish Cockrem (15g) (St. Kilda)
14.7	Karen Dalton (12g) (Bankstown)
14.0	Leanne Mickan-Winter (14g) (Noarlunga)

FIELD GOAL %

50	Heather McKinnon (17g) (West Adelaide) (36/72)
50	Cass Pujals (17g) (West Adelaide) (90/180)
50	Karen Dalton (12g) (Bankstown) (64/128)
50	Gayle Trevena (12g) (Bankstown) (47/94)
50	Kerrie Stubbs (11g) (Bankstown) (37/74)
50	Paula Martin (15g) (AIS) (45/90)
50	Sandra Morgan (14g) (AIS) (63/126)
50	Gail Henderson (9g) (Brisbane) (37/74)
50	Jan Stirling (14g) (North Adelaide) (38/76)
50	Gaylene McKay (14g) (Melbourne East) (52/104)

FOULS

4.3	Jan Slagle (6g) (Brisbane)
3.9	Tracey Morris (15g) (St. Kilda)
3.7	Sharon Deacon (15g) (Melbourne East)
3.7	Robyn Maher (15g) (Melbourne East)
3.6	Jan Smithwick (13g) (Cyms)
3.6	Tammy Good (15g) (Cyms)
3.5	Marina Moffa (14g) (North Adelaide)
3.4	Mandy Ingersoll (12g) (Bankstown)
3.4	Julie Frenette (15g) (St. Kilda)
3.4	Paula Martin (15g) (AIS)

FOUL SHOT %

90.0	Trish Cockrem (15g) (St. Kilda) (54/60)
84.0	Pat Mickan (15g) (West Adelaide) (68/81)
81.0	Marisa Rowe (15g) (AIS) (47/58)
81.0	Tracey Browning (15g) (AIS) (34/42)
80.6	Jenny Cheeseman (14g) (Noarlunga) (58/72)
80.3	Julie Nykiel (13g) (Noarlunga) (57/71)
78.7	Sharon Deacon (15g) (Melbourne East) (37/47)
78.6	Sandra Morgan (14g) (AIS) (33/42)
78.3	Jan Smithwick (13g) (Cyms) (36/46)
78.0	Anna Stabile (14g) (North Adelaide) (32/41)

1983

Position	Team	P	W	L	For	Agst	W/L	%
1	St. Kilda	17	14	3	1,193	1,006	82	118.59
2	Nunawading	17	13	4	1,127	1,021	76	110.38
3	Coburg	17	12	5	1,153	998	71	115.53
4	AIS	18	12	6	1,107	1,029	67	107.58
5	West Adelaide	17	9	8	1,141	1,127	53	101.24
6	North Adelaide	17	7	10	1,038	1,097	41	94.62
7	Brisbane	10	3	7	578	597	30	96.82
8	Bankstown	17	5	12	990	1,012	29	97.83
9	Noarlunga	17	4	13	971	1,193	24	81.39
10	Sutherland	17	3	14	966	1,184	18	81.59

GRAND FINAL

Nunawading 70 d St Kilda 46

SEMI FINAL

Nunawading 63 d Coburg 60

St Kilda 72 d AIS 63

1983 PLAYER AVERAGES

POINTS PER GAME

22.2	Julie Nykiel (13g) (Noarlunga)
21.0	Karen Blicavs (12g) (St. Kilda)
19.2	Karin Maar (13g) (Cyms)
18.0	Trish Cockrem (12g) (St. Kilda)
17.3	Sharon Deacon (12g) (Nunawading)
15.2	Jill Hammond (13g) (North Adelaide)
15.2	Robyn Maher (12g) (Nunawading)
14.5	Cass Pujals (13g) (West Adelaide)
12.3	Jan Smithwick (13g) (Cyms)
11.5	Ann Somers (13g) (North Adelaide)

FIELD GOAL %

50	Julie Nykiel (13g) (Noarlunga) (109/218)
50	Robyn Maher (12g) (Nunawading) (83/1)
50	Debbie Mcleavey (13g) (West Adelaide) (58/116)
50	Karen Blicavs (12g) (St. Kilda) (104/208)
50	Karin Maar (13g) (Cyms) (97/194)
50	Jan Smithwick (13g) (Cyms) (62/124)
50	Jan Morris (13g) (Cyms) (54/108)
50	Raewyn Hampstead (13g) (Cyms) (57/114)
50	Gayle Trevena (10g) (Bankstown) (56/112)
50	Jill Hammond (13g) (North Adelaide) (71/142)

FOULS

3.9	Julie Frenette (12g) (St. Kilda)
3.8	Leeanne Grantham (6g) (Cyms)
3.7	Paula Martin (10g) (AIS)
3.6	Cass Pujals (13g) (West Adelaide)
3.6	Jill Hammond (13g) (North Adelaide)
3.6	Wendy Laidlaw (10g) (Sutherland)
3.5	Donna Brown (10g) (AIS)
3.4	Mandy Ingersoll (9g) (Bankstown)
3.4	Robyn Maher (12g) (Nunawading)
3.4	Karen Dalton (10g) (Sutherland)

FOUL SHOT %

76.1	Julie Nykiel (13g) (Noarlunga) (70/92)
74.7	Jill Hammond (13g) (North Adelaide) (56/75)
64.4	Karin Maar (13g) (Cyms) (56/87)

1984

Position	Team	P	W	L	For	Agst	W/L	%
1	West Adelaide	18	14	4	1,234	1,140	78	108.25
2	Nunawading	17	13	4	1,149	997	76	115.25
3	Noarlunga	18	12	6	1,354	1,217	67	111.26
4	North Adelaide	18	12	6	1,179	1,110	67	106.22
5	Bankstown	18	12	6	1,014	981	67	103.36
6	Coburg	17	11	6	1,159	1,051	65	110.28
7	Brisbane	10	5	5	604	537	50	112.48
8	AIS	18	5	13	1,080	1,152	28	93.75
9	Bulleen Melbourne	18	5	13	1,094	1,236	28	88.51
10	St. Kilda	18	3	15	961	1,205	17	79.75
11	Sutherland	18	2	16	1,079	1,281	11	84.23

GRAND FINAL

Nunawading 78 d West Adelaide 65

SEMI FINAL

Nunawading 75 d Noarlunga 48

West Adelaide 62 d North Adelaide 60

1984 PLAYER AVERAGES

POINTS PER GAME

27.3 Julie Nykiel (8g) (Noarlunga)
23.4 Robyn Maher (10g) (Nunawading)
20.0 Samantha Thornton (18g) (Bulleen Melb)
19.5 Karen Dalton (13g) (Bankstown)
17.2 Marina Moffa (14g) (North Adelaide)
17.0 Donna Brown (12g) (Noarlunga)
16.9 Karin Maar (17g) (Coburg)
15.3 Karen Blicavs (15g) (Nunawading)
14.9 Pat Mickan (13g) (West Adelaide)
14.5 Bronwyn Marshall (6g) (Brisbane)

FIELD GOAL %

68.3 Leanne Mickan-Winter (18g) (Noarlunga) (56/82)
67.8 Sandra Morgan (18g) (Noarlunga) (61/90)
64.8 Debbie Mcleavey (18g) (West Adelaide) (57/88)
63.5 Gail Henderson (10g) (Brisbane) (47/74)
61.5 Carolyn Pangrazio (18g) (West Adelaide) (48/78)
60.1 Cass Pujals (18g) (West Adelaide) (83/138)
59.2 Susan Bruce (18g) (Noarlunga) (84/142)
56.9 Sue Pickering (17g) (Coburg) (41/72)
55.9 Sandra Gray (14g) (St. Kilda) (38/68)
55.8 Sandra Prettejohn (18g) (Noarlunga) (96/172)

FOULS

4.3 Lynda Palmer (17g) (Nunawading)
4.1 Marina Moffa (14g) (North Adelaide)
4.1 Susan Bruce (18g) (Noarlunga)
4 Tracey Morris (18g) (St. Kilda)
3.7 Leeanne Grantham (7g) (Brisbane)
3.5 Gail Henderson (10g) (Brisbane)
3.5 Robyn Maher (10g) (Nunawading)
3.4 Kathryn Cummings (18g) (AIS)
3.4 Sandra Gray (14g) (St. Kilda)
3.4 Paula Martin (17g) (Coburg)

FOUL SHOT %

93.2 Jenny Cheeseman (8g) (AIS) (41/44)
91.2 Leeanne Grantham (7g) (Brisbane) (31)
87.5 Gayle Trevena (18g) (Bankstown) (35/40)
87.4 Janet Williams (18g) (Sutherland) (76/87)
87.2 Paula Martin (17g) (Coburg) (34/39)
87.0 Debbie McLeavey (18g) (West Adelaide) (40/46)
86.8 Heather Mckinnon (18g) (West Adelaide) (33/3)
86.7 Sandra Prettejohn (18g) (Noarlunga) (26/30)
86.7 Carolyn Pangrazio (18g) (West Adelaide) (26/30)
86.6 Debbie Lee (18g) (Bankstown) (58/67)

1985

Position	Team	P	W	L	For	Agst	W/L	%
1	North Adelaide	18	15	3	1,254	969	83	129.41
2	Nunawading	18	14	4	1,322	1,091	78	121.17
3	Noarlunga	18	13	5	1,403	1,146	72	122.43
4	Coburg	18	13	5	1,136	1,070	72	106.17
5	Brisbane	12	7	5	678	680	58	99.71
6	West Adelaide	18	10	8	1,176	1,089	56	107.99
7	St. Kilda	18	9	9	1,131	1,151	50	98.26
8	Bankstown	19	7	12	1,194	1,227	37	97.31
9	AIS	18	3	15	1,173	1,414	17	82.96
10	Bulleen Melbourne	18	3	15	1,031	1,362	17	75.7
11	Sutherland	19	3	16	1,094	1,393	16	78.54

GRAND FINAL

Coburg 73 d Noarlunga 71

SEMI FINAL

Coburg 56 d North Adelaide 52

Noarlunga 64 d Nunawading 54

1985 PLAYER AVERAGES

POINTS PER GAME

21.3 Julie Nykiel (13g) (Noarlunga)
20.2 Karen Dalton (19g) (Bankstown)
19.2 Kathy Foster (18g) (North Adelaide)
18.9 Donna Brown (18g) (Noarlunga)
18.8 Bronwyn Marshall (11g) (Brisbane)
18.5 Robyn Maher (18g) (Nunawading)
17.3 Dana Fish (19g) (Sutherland)
16.1 Pat Mickan (18g) (West Adelaide)
15.1 Maree White (17g) (Bankstown)
13.5 Samantha Thornton (13g) (Bulleen Melb)

FIELD GOAL %

50 Sandra Prettejohn (18g) (Noarlunga) (79/158)
50 Pat Mickan (18g) (West Adelaide) (114/228)
50 Sandra Gray (18g) (St. Kilda) (58/116)
50 Gayle Trevena (18g) (Bankstown) (52/104)
50 Jan Smithwick (17g) (Coburg) (59/118)
50 Karen Lee (17g) (Bulleen Melb) (33/66)
50 Kathryn Cummings (15g) (AIS) (49/98)
50 Kathy Foster (18g) (North Adelaide) (145/290)
50 Laura Giarretto (14g) (North Adelaide) (37/74)
50 Jo Gilbertson (18g) (North Adelaide) (80/160)

FOULS

4.3 Lynda Palmer (18g) (Nunawading)
4.1 Marina Moffa (18g) (North Adelaide)
3.8 Tracy Scrutton (18g) (West Adelaide)
3.8 Shelley Sandie (16g) (Nunawading)
3.8 Tracey Febey (18g) (AIS)
3.7 Julie Frenette (18g) (St. Kilda)
3.7 Sandra Gray (18g) (St. Kilda)
3.7 Gail Henderson (12g) (Brisbane)
3.7 Robyn Maher (18g) (Nunawading)
3.6 Laretta Claus (17g) (Bankstown)

FOUL SHOT %

84.4 Tracey Browning (18g) (Coburg) (27/32)
83.3 Tracey Morris (18g) (St. Kilda) (45/54)
83.1 Bronwyn Marshall (11g) (Brisbane) (49/59)
79.8 Dana Fish (19g) (Sutherland) (91/114)
79.0 Tina Christie (18g) (Sutherland) (64/81)
77.5 Zorica Mijovic (18g) (St. Kilda) (31/40)
77.5 Vicki Daldy (18g) (North Adelaide) (31/40)
77.2 Lisa Logue (16g) (AIS) (44/57)
76.9 Donna Brown (18g) (Noarlunga) (50/65)
76.5 Maree White (17g) (Bankstown) (39/51)

1986

Position	Team	P	W	L	For	Agst	W/L	%
1	Nunawading	24	20	4	1,648	1,356	83	121.53
2	Brisbane	24	18	6	1,728	1,451	75	119.09
3	AIS	24	18	6	1,732	1,465	75	118.23
4	Coburg	24	17	7	1,670	1,501	71	111.26
5	North Adelaide	24	16	8	1,620	1,449	67	111.8
6	Canberra	24	16	8	1,549	1,407	67	110.09
7	West Adelaide	24	14	10	1,647	1,616	58	101.92
8	Noarlunga	24	11	13	1,699	1,552	46	109.47
9	Bankstown	24	8	16	1,493	1,588	33	94.02
10	Tassie	24	8	16	1,502	1,679	33	89.46
11	Geelong	24	5	19	1,534	1,851	21	82.87
12	Bulleen Melbourne	24	5	19	1,362	1,681	21	81.02
13	Sutherland	24	0	24	1,295	1,883	0	68.77

GRAND FINAL

Nunawading 62 d AIS 51

SEMI FINAL

AIS 64 d Brisbane 61

Nunawading 65 d Coburg 57

1986 PLAYER AVERAGES

POINTS PER GAME

20.6 Karin Maar (24g) (Coburg)
19.8 Kathy Foster (24g) (Tassie)
19.1 Julie Nykiel (23g) (Noarlunga)
18.0 Samantha Thornton (24g) (Bulleen Melb)
17.8 Bronwyn Marshall (23g) (Brisbane)
16.6 Dana Fish (24g) (Sutherland)
16.5 Robyn Maher (24g) (Nunawading)
16.2 Donna Brown (23g) (Noarlunga)
16.0 Karen Dalton (24g) (Bankstown)
15.2 Pat Mickan (23g) (North Adelaide)

FIELD GOAL %

50 Susan Bruce (15g) (Noarlunga) (67/134)
50 Chris Saunders (24g) (Coburg) (101/202)
50 Julie Grace (23g) (Bulleen Melb) (106/212)
50 Anne RoBilliard (22g) (AIS) (108/216)
50 Jo Metcalfe (22g) (AIS) (69/138)
50 Jinn Howard (24g) (Brisbane) (70/140)
50 Jenny Cheeseman (24g) (Canberra) (124/248)
50 Jan Stirling (24g) (North Adelaide) (73/146)
50 Tracey Browning (23g) (Nunawading) (69/138)
50 Gaylene Mckay (24g) (Nunawading) (100/200)

FOULS

3.9 Heather Mckinnon (24g) (West Adelaide)
3.8 Kathryn Cummings (24g) (Canberra)
3.8 Marina Moffa (24g) (North Adelaide)
3.8 Lynda Palmer (20g) (Nunawading)
3.8 Tracy Scrutton (24g) (West Adelaide)
3.7 Michele Timms (24g) (Nunawading)
3.6 Robyn Maher (24g) (Nunawading)
3.5 Julie Grace (23g) (Bulleen Melb)
3.5 Bernie Monda (21g) (Bulleen Melb)
3.4 Pat Mickan (23g) (North Adelaide)

FOUL SHOT %

83.6 Sandy Brondello (24g) (AIS) (46/55)
81.5 Kaye Lee Jennette (22g) (West Adelaide) (53/65)
80.8 Shelley Sandie (23g) (Melbourne East) (84/104)
80.6 Leeanne Grantham (16g) (Coburg) (29/36)
79.4 Trish Cockrem (24g) (Brisbane) (100/126)
79.1 Jenny Cheeseman (24g) (Canberra) (102/129)
78.4 Zorica Mijovic (18g) (Geelong) (29/37)
78.3 Robyn Maher (24g) (Nunawading) (101/129)
76.9 Bronwyn Marshall (23g) (Brisbane) (103/134)
76.3 Linda Muir (24g) (Canberra) (29/38)

1987

Position	Team	P	W	L	For	Agst	W/L	%
1	Nunawading	20	18	2	1,380	1,160	90	118.97
2	Coburg	20	14	6	1,356	1,241	70	109.27
3	North Adelaide	20	13	7	1,345	1,217	65	110.52
4	West Adelaide	20	13	7	1,362	1,337	65	101.87
5	AIS	20	10	10	1,369	1,327	50	103.17
6	Brisbane	20	10	10	1,299	1,279	50	101.56
7	Noarlunga	20	10	10	1,406	1,388	50	101.3
8	Bankstown	20	8	12	1,238	1,279	40	96.79
9	Canberra	20	7	13	1,116	1,220	35	91.48
10	Tassie	20	4	16	1,120	1,369	20	81.81
11	Bulleen Melbourne	20	3	17	1,192	1,366	15	87.26

GRAND FINAL

Nunawading 67 d Coburg 59

SEMI FINAL

Coburg 67 d North Adelaide 60

Nunawading 61 d West Adelaide 52

1987 PLAYER AVERAGES

POINTS PER GAME

20.8 Kathy Foster (20g) (Tassie)
 20.4 Samantha Thornton (18g) (Bulleen Melb)
 19.8 Julie Nykiel (20g) (Noarlunga)
 18.7 Robyn Maher (20g) (Nunawading)
 17.9 Tracey Browning (20g) (Nunawading)

FOUL SHOT %

79.1 Sandy Brondello (18g) (AIS) (34/43)
 78.9 Tracey Browning (20g) (Nunawading) (101/128)
 78.8 Jenny Cheeseman (20g) (Canberra) (67/85)
 78.8 Bronwyn Marshall (19g) (Brisbane) (52/66)
 78.4 Robyn Maher (20g) (Nunawading) (109/139)

OFFENSIVE REBOUNDS

5.3 Kathy Foster (20g) (Tassie)
 4.5 Samantha Thornton (18g) (Bulleen Melb)
 4.0 Trina Roberts (20g) (West Adelaide)
 3.4 Julie Nykiel (20g) (Noarlunga)
 3.3 Pat Mickan (20g) (North Adelaide)

TOTAL REBOUNDS

12.3 Samantha Thornton (18g) (Bulleen Melb)
 12.1 Kathy Foster (20g) (Tassie)
 11.3 Trina Roberts (20g) (West Adelaide)
 10.1 Karen Dalton (20g) (Bankstown)
 9.2 Julie Nykiel (20g) (Noarlunga)

STEALS

3.3 Donna Brown (20g) (Noarlunga)
 3.0 Robyn Maher (20g) (Nunawading)
 2.7 Karen Dalton (20g) (Bankstown)
 2.5 Jenny Cheeseman (20g) (Canberra)
 2.5 Cass Pujals (20g) (West Adelaide)

BLOCKED SHOTS

1.2 Chris Saunders (20g) (Bulleen Melb)
 1.1 Sue Geh (19g) (Canberra)
 0.9 Tanya Cox (19g) (Nunawading)
 0.9 Karen Smith (13g) (AIS)
 0.8 Kathy Foster (20g) (Tassie)
 0.8 Annette De Jong (20g) (Canberra)

FIELD GOAL %

53.5 Marisa Rowe (17g) (Coburg) (69/129)
 52.3 Anne Robilliard (20g) (AIS) (91/174)
 51.4 Julie Nykiel (20g) (Noarlunga) (151/294)
 50.5 Sandy Brondello (18g) (AIS) (102/202)
 49.4 Rachael Sporn (20g) (West Adelaide) (88/178)

3PT %

42.9 Cheryl Chambers (19g) (Coburg) (18/42)
 40.0 Kaye Lee Jennette (20g) (West Adelaide) (26/65)
 39.6 Debbie Mcleavey (16g) (Noarlunga) (19/48)
 38.0 Michele Timms (17g) (Nunawading) (30/79)
 37.0 Trish Cockrem (20g) (Brisbane) (17/46)

DEFENSIVE REBOUNDS

7.8 Samantha Thornton (18g) (Bulleen Melb)
 7.3 Trina Roberts (20g) (West Adelaide)
 7.2 Karen Dalton (20g) (Bankstown)
 6.8 Kathy Foster (20g) (Tassie)
 6.4 Robyn Maher (20g) (Nunawading)

ASSISTS

5.2 Karin Maar (20g) (Coburg)
 3.8 Donna Brown (20g) (Noarlunga)
 3.2 Sandra Prettejohn (20g) (Noarlunga)
 3.2 Trish Cockrem (20g) (Brisbane)
 3.1 Maree White (20g) (Bankstown)

TURNOVERS

3.7 Tracey Febey (20g) (Tassie)
 3.6 Julie Nykiel (20g) (Noarlunga)
 3.2 Donna Brown (20g) (Noarlunga)
 3.2 Kathy Foster (20g) (Tassie)
 3.2 Maree White (20g) (Bankstown)
 3.2 Carol Andrews (20g) (Bankstown)

FOULS

4.0 Lynda Palmer (20g) (Coburg)
 4.0 Andree Greenwood (20g) (Tassie)
 3.9 Trina Roberts (20g) (West Adelaide)
 3.8 Heather Mckinnon (20g) (West Adelaide)
 3.8 Marina Moffa (20g) (North Adelaide)

1988

Position	Team	P	W	L	For	Agst	W/L	%
1	Nunawading	22	21	1	1,782	1,244	95	143.25
2	North Adelaide	22	18	4	1,559	1,249	82	124.82
3	Bankstown	22	16	6	1,349	1,206	73	111.86
4	West Adelaide	22	14	8	1,508	1,416	64	106.5
5	Canberra	22	13	9	1,654	1,510	59	109.54
6	Coburg	22	13	9	1,632	1,514	59	107.79
7	Noarlunga	22	12	10	1,427	1,460	55	97.74
8	Brisbane	22	11	11	1,425	1,376	50	103.56
9	Perth	22	6	16	1,345	1,480	27	90.88
10	Bulleen Melbourne	22	5	17	1,283	1,468	23	87.4
11	AIS	22	3	19	1,358	1,694	14	80.17
12	Tassie	22	0	22	1,245	1,950	0	63.85

GRAND FINAL

Nunawading 71 d North Adelaide 43

SEMI FINAL

North Adelaide 73 d Bankstown 56

Nunawading 81 d West Adelaide 63

1988 PLAYER AVERAGES

POINTS PER GAME

21.5 Julie Nykiel (21g) (Noarlunga)
 19.7 Cass Pujals (22g) (West Adelaide)
 17.9 Karin Maar (22g) (Coburg)
 17.7 Tracey Hill (22g) (Tassie)
 17.5 Qui Chen (22g) (Canberra)

FOUL SHOT %

87.5 Laura Giarretto (19g) (North Adelaide) (42/48)
 87.5 Karen Smith (21g) (Nunawading) (35/40)
 83.8 Shelley Sandie (21g) (Nunawading) (57/68)
 83.3 Tonya Mason (19g) (AIS) (10/12)
 81.4 Gail Henderson (22g) (Brisbane) (83/102)

OFFENSIVE REBOUNDS

6.3 Debbie Slimmon (19g) (Coburg)
 5.0 Rachael Sporn (22g) (West Adelaide)
 4.5 Trina Roberts (22g) (Brisbane)
 3.1 Lucille Bailie (20g) (AIS)
 2.9 Jodi Clues (22g) (Coburg)

TOTAL REBOUNDS

12.9 Debbie Slimmon (19g) (Coburg)
 12.6 Rachael Sporn (22g) (West Adelaide)
 10.5 Trina Roberts (22g) (Brisbane)
 9.5 Karen Dalton (22g) (Bankstown)
 9.2 Marina Moffa (22g) (North Adelaide)

STEALS

3.6 Donna Brown (21g) (North Adelaide)
 3.1 Trish Cockrem (7g) (Brisbane)
 3.0 Robyn Maher (21g) (Nunawading)
 2.9 Karen Dalton (22g) (Bankstown)
 2.6 Fiona Robinson (9g) (Perth)

BLOCKED SHOTS

2.2 Rokšana Boreli (6g) (Tassie)
 1.4 Trina Roberts (22g) (Brisbane)
 1.1 Fiona Robinson (9g) (Perth)
 1.1 Lynda Palmer (20g) (Coburg)
 1.1 Chris Saunders (22g) (Bulleen Melb)

FIELD GOAL %

57.7 Julie Nykiel (21g) (Noarlunga) (180/312)
 55.6 Trina Roberts (22g) (Brisbane) (139/250)
 54.6 Sandy Brondello (22g) (Bankstown) (131/240)
 52.6 Jacqui Pearce (15g) (North Adelaide) (20/38)
 52.6 Qui Chen (22g) (Canberra) (152/289)
 52.6 Rachael Sporn (22g) (West Adelaide) (123/234)

3PT %

51.8 Michele Timms (21g) (Nunawading) (44/85)
 50.0 Tracey Browning (16g) (Nunawading) (7/14)
 43.8 Julie Morton (22g) (AIS) (32/73)
 39.1 Sandra Prettejohn (21g) (Noarlunga) (9/23)
 35.8 Jo Metcalfe (22g) (West Adelaide) (19/53)

DEFENSIVE REBOUNDS

7.5 Rachael Sporn (22g) (West Adelaide)
 7.0 Karen Dalton (22g) (Bankstown)
 6.8 Marina Moffa (22g) (North Adelaide)
 6.6 Debbie Slimmon (19g) (Coburg)
 6.1 Julie Nykiel (21g) (Noarlunga)

ASSISTS

5.1 Karin Maar (22g) (Coburg)
 4.7 Trish Cockrem (7g) (Brisbane)
 4.4 Robyn Maher (21g) (Nunawading)
 4.0 Michele Timms (21g) (Nunawading)
 3.4 Vicki Daldy (22g) (North Adelaide)

TURNOVERS

4.4 Tracey Hill (22g) (Tassie)
 4.0 Tracey Febey (20g) (Tassie)
 3.9 Julie Morton (22g) (AIS)
 3.9 Gail Henderson (22g) (Brisbane)
 3.6 Jinn Howard (18g) (Brisbane)
 3.6 Sandra Prettejohn (21g) (Noarlunga)

FOULS

4.0 Lynda Palmer (20g) (Coburg)
 3.9 Lucille Bailie (20g) (AIS)
 3.8 Fiona Robinson (9g) (Perth)
 3.8 Tracy Scrutton (22g) (West Adelaide)
 3.7 Debbie Slimmon (19g) (Coburg)

1989

Position	Team	P	W	L	For	Agst	W/L	%
1	Nunawading	24	20	4	1,799	1,463	83	122.97
2	Hobart	23	16	7	1,645	1,483	70	110.92
3	North Adelaide	23	18	5	1,586	1,368	78	115.94
4	Bulleen Melbourne	24	16	8	1,850	1,590	67	116.35
5	Sydney	22	14	8	1,455	1,425	64	102.11
6	Brisbane	21	11	10	1,375	1,364	52	100.81
7	West Adelaide	24	13	11	1,626	1,694	54	95.99
8	Melbourne	23	10	13	1,504	1,476	43	101.9
9	Canberra	23	8	15	1,660	1,702	35	97.53
10	Coburg	24	6	18	1,574	1,842	25	85.45
11	Noarlunga	22	3	19	1,361	1,629	14	83.55
12	AIS	24	3	21	1,376	1,732	12	79.45

GRAND FINAL

Nunawading 80 d Hobart 69

SEMI FINAL

Nunawading 69 d Bulleen 68

Hobart 69 d North Adelaide 53

1989 PLAYER AVERAGES

POINTS PER GAME

20.3 Kathy Foster (23g) (Tassie)
 20.0 Debbie Slimmon (24g) (Bulleen Melb)
 18.7 Karin Maar (24g) (Bulleen Melb)
 18.4 Qui Chen (19g) (Canberra)
 18.3 Trina Roberts (21g) (Brisbane)

FOUL SHOT %

88.4 Pat Mickan (23g) (North Adelaide) (38/43)
 86.8 Vicki Daldy (19g) (North Adelaide) (46/53)
 84.8 Sandy Brondello (19g) (Sydney) (39/46)
 83.1 Jenny Cheeseman (23g) (Canberra) (69/83)
 82.6 Marina Moffa (22g) (North Adelaide) (38/46)

OFFENSIVE REBOUNDS

5.2 Rachael Sporn (22g) (West Adelaide)
 4.8 Trina Roberts (21g) (Brisbane)
 4.8 Debbie Slimmon (24g) (Bulleen Melb)
 3.7 Kathy Foster (23g) (Tassie)
 3.7 Andree Greenwood (Marquis) (23g) (Tassie)

TOTAL REBOUNDS

14.3 Rachael Sporn (22g) (West Adelaide)
 13.9 Debbie Slimmon (24g) (Bulleen Melb)
 13.9 Trina Roberts (21g) (Brisbane)
 10.8 Karen Dalton (20g) (Sydney)
 9.6 Kelli Behrens (24g) (Coburg)

STEALS

3.2 Kathy Hahn (22g) (Noarlunga)
 3.0 Donna Brown (23g) (North Adelaide)
 2.7 Debbie Black (23g) (Tassie)
 2.7 Michele Timms (22g) (Nunawading)
 2.5 Sandra Prettejohn (19g) (Noarlunga)
 2.5 Robyn Maher (10g) (Nunawading)

BLOCKED SHOTS

2.0 Sarah Duncan (15g) (Coburg)
 1.3 Trina Roberts (21g) (Brisbane)
 1.3 Renae Fegent (24g) (AIS)
 1.3 Christine Seanson (24g) (Bulleen Melb)
 1.2 Jenny Whittle (22g) (AIS)
 1.2 Karen Smith (19g) (Tassie)

FIELD GOAL %

62.0 Trina Roberts (21g) (Brisbane) (147/237)
 61.8 Joanne Storer (23g) (Melbourne) (34/55)
 56.4 Anne Robilliard (19g) (Sydney) (102/181)
 55.2 Jan Stirling (23g) (North Adelaide) (58/105)
 52.7 Rachael Sporn (22g) (West Adelaide) (148/281)

3PT %

43.1 Cherie Hogg (23g) (Canberra) (22/51)
 42.9 Cheryl Chambers (24g) (Bulleen Melb) (18/42)
 41.7 Debbie Black (23g) (Tassie) (15/36)
 39.8 Michele Timms (22g) (Nunawading) (43/108)
 39.0 Tonya Mason (20g) (AIS) (23/59)

DEFENSIVE REBOUNDS

9.2 Debbie Slimmon (24g) (Bulleen Melb)
 9.1 Trina Roberts (21g) (Brisbane)
 9.1 Rachael Sporn (22g) (West Adelaide)
 7.5 Karen Dalton (20g) (Sydney)
 6.5 Kelli Behrens (24g) (Coburg)

ASSISTS

5.6 Karin Maar (24g) (Bulleen Melb)
 4.7 Michele Landon (21g) (Sydney)
 4.6 Val Ah Wong (21g) (Brisbane)
 4.3 Michele Timms (22g) (Nunawading)
 3.7 Vicki Daldy (19g) (North Adelaide)

TURNOVERS

4.3 Marisa Rowe (24g) (Coburg)
 3.9 Kathy Hahn (22g) (Noarlunga)
 3.9 Sandra Prettejohn (19g) (Noarlunga)
 3.8 Narelle Fletcher (18g) (AIS)
 3.6 Gail Henderson (21g) (Brisbane)
 3.5 Sharon Washington (22g) (Noarlunga)

FOULS

3.9 Kathy Hahn (22g) (Noarlunga)
 3.8 Leanne Mickan-Winter (19g) (Noarlunga)
 3.8 Andree Greenwood (23g) (Tassie)
 3.8 Lisa Logue (Vlahov) (9g) (Noarlunga)
 3.6 Robyn Maher (10g) (Nunawading)

1990

Position	Team	P	W	L	For	Agst	W/L	%
1	North Adelaide	24	22	2	1,726	1,562	92	110.5
2	Hobart	24	19	5	1,770	1,439	79	123
3	Bulleen Melbourne	24	17	7	1,757	1,548	71	113.5
4	Nunawading	24	17	7	1,773	1,485	71	119.39
5	Melbourne	24	17	7	1,695	1,482	71	114.37
6	AIS	24	16	8	1,692	1,577	67	107.29
7	Sydney	24	13	11	1,533	1,461	54	104.93
8	Perth	24	10	14	1,662	1,640	42	101.34
9	Brisbane	24	9	15	1,520	1,624	38	93.6
10	West Adelaide	24	6	18	1,510	1,662	25	90.85
11	Canberra	24	5	19	1,314	1,697	21	77.43
12	Coburg	24	3	21	1,476	1,794	12	82.27
13	Noarlunga	24	2	22	1,351	1,808	8	74.72

GRAND FINAL

Nunawading 71 d North Adelaide 43

SEMI FINAL

North Adelaide 73 d Bankstown 56

Nunawading 81 d West Adelaide 63

1990 PLAYER AVERAGES

POINTS PER GAME

22.3 Debbie Slimmon (24g) (Bulleen Melb)
 18.4 Samantha Thornton (20g) (Nunawading)
 18.0 Kathy Foster (24g) (Tassie)
 18.0 Julie Nykiel (17g) (Noarlunga)
 17.7 Jo Metcalfe (22g) (Melbourne)

FOUL SHOT %

91.2 Sandy Brondello (21g) (Sydney) (31/34)
 87.5 Annie Burgess (24g) (Sydney) (49/56)
 85.7 Shelley Sandie (18g) (Nunawading) (48/56)
 84.3 Kim Foley (24g) (Melbourne) (91/108)
 83.7 Sally Phillips (21g) (AIS) (36/43)

OFFENSIVE REBOUNDS

6.0 Debbie Slimmon (24g) (Bulleen Melb)
 4.6 Trina Roberts (24g) (Brisbane)
 4.0 Kathy Foster (24g) (Tassie)
 3.7 Sarah Sullivan (20g) (Coburg)
 3.6 Andree Greenwood (24g) (Tassie)

TOTAL REBOUNDS

13.7 Debbie Slimmon (24g) (Bulleen Melb)
 11.9 Trina Roberts (24g) (Brisbane)
 10.9 Karen Dalton (21g) (Sydney)
 9.9 Sarah Sullivan (20g) (Coburg)
 8.9 Julie Nykiel (17g) (Noarlunga)

STEALS

3.4 Michele Timms (20g) (Nunawading)
 2.8 Kathy Hahn (16g) (Noarlunga)
 2.6 Leteia Hughley (23g) (Perth)
 2.5 Debbie Black (24g) (Tassie)
 2.4 Donna Brown (24g) (North Adelaide)

BLOCKED SHOTS

2.5 Sarah Sullivan (20g) (Coburg)
 1.8 Jenny Whittle (22g) (AIS)
 1.3 Trina Roberts (24g) (Brisbane)
 1.0 Karen Smith (24g) (Tassie)
 1.0 Tanya Fisher (24g) (Perth)

FIELD GOAL %

60.1 Rachael Sporn (20g) (North Adelaide) (119/198)
 55.2 Lucille Hamilton (20g) (Nunawading) (79/143)
 54.7 Trina Roberts (24g) (Brisbane) (150/274)
 54.1 Karen Smith (24g) (Tassie) (98/181)
 52.7 Joanne Hill (22g) (North Adelaide) (29/55)

3PT %

44.2 Vicki Daldy (24g) (North Adelaide) (19/43)
 44.1 Debbie Black (24g) (Tassie) (26/59)
 43.3 Shelley Sandie (18g) (Nunawading) (13/30)
 41.8 Michele Timms (20g) (Nunawading) (51/122)
 40.3 Narelle Fletcher (24g) (AIS) (31/77)

DEFENSIVE REBOUNDS

8.1 Karen Dalton (21g) (Sydney)
 7.7 Debbie Slimmon (24g) (Bulleen Melb)
 7.3 Trina Roberts (24g) (Brisbane)
 6.3 Sarah Sullivan (20g) (Coburg)
 5.9 Julie Nykiel (17g) (Noarlunga)

ASSISTS

7.3 Michele Landon (24g) (Sydney)
 7.2 Michele Timms (20g) (Nunawading)
 5.1 Vicki Daldy (24g) (North Adelaide)
 5.0 Val Ah Wong (21g) (Brisbane)
 4.0 Debbie Black (24g) (Tassie)
 4.0 Robyn Maher (18g) (Tassie)

TURNOVERS

4.6 Kathy Hahn (16g) (Noarlunga)
 4.6 Valerie Martin (8g) (Canberra)
 4.3 Carla Curfman (24g) (Canberra)
 4.0 Debbie McLeavey (15g) (Noarlunga)
 3.8 Sue Becker (13g) (Noarlunga)

FOULS

4.3 Sarah Sullivan (20g) (Coburg)
 4.1 Carla Curfman (24g) (Canberra)
 4.0 Vicki Sporn (Dawe) (11g) (Coburg)
 3.9 Sue Becker (13g) (Noarlunga)
 3.8 Heather McKinnon (24g) (West Adelaide)

1991

Position	Team	P	W	L	For	Agst	W/L	%
1	Tassie	22	18	4	1,515	1,256	82	120.62
2	Nunawading	22	18	4	1,702	1,518	82	112.12
3	Perth	22	15	7	1,486	1,351	68	109.99
4	North Adelaide	22	13	9	1,589	1,427	59	111.35
5	Canberra	22	12	10	1,470	1,471	55	99.93
6	Bulleen Melbourne	22	11	11	1,581	1,539	50	102.73
7	Melbourne	22	11	11	1,468	1,495	50	98.19
8	AIS	22	10	12	1,544	1,555	45	99.29
9	Sydney	22	10	12	1,332	1,370	45	97.23
10	Brisbane	22	9	13	1,424	1,423	41	100.07
11	Noarlunga	22	5	17	1,376	1,701	23	80.89
12	West Adelaide	22	0	22	1,304	1,685	0	77.39

GRAND FINAL

Hobart 67 Nunawading 64

PRELIMINARY FINAL

Hobart 74 d Perth 61

SEMI FINAL

Perth 82 d North Adelaide 72

Nunawading 78 d Hobart 73

1991 PLAYER AVERAGES

POINTS PER GAME

21.8 Jo Metcalfe (22g) (Melbourne)
 21.5 Samantha Thornton (22g) (Nunawading)
 19.5 Debbie Slimmon (22g) (Bulleen Melb)
 19.2 Shelley Sandie (22g) (Nunawading)
 17.2 Sue Collins (22g) (Noarlunga)

FOUL SHOT %

91.2 Sally Phillips (22g) (AIS) (52/57)
 85.1 Sandy Brondello (22g) (Brisbane) (57/67)
 84.3 Debbie Black (22g) (Tassie) (43/51)
 84.1 Trina Roberts (22g) (Brisbane) (58/69)
 84.0 Jenny Whittle (22g) (AIS) (42/50)

OFFENSIVE REBOUNDS

5.1 Debbie Slimmon (22g) (Bulleen Melb)
 4.0 Trina Roberts (22g) (Brisbane)
 3.9 Fiona Robinson (22g) (Perth)
 3.4 Samantha Thornton (22g) (Nunawading)
 2.9 Annie Burgess (22g) (Sydney)
 2.9 Trisha Fallon (22g) (AIS)

TOTAL REBOUNDS

12.7 Debbie Slimmon (22g) (Bulleen Melb)
 11.8 Trina Roberts (22g) (Brisbane)
 10.4 Fiona Robinson (22g) (Perth)
 10.2 Samantha Thornton (22g) (Nunawading)
 9.6 Karen Dalton (22g) (Sydney)

STEALS

3.6 Michele Timms (22g) (Perth)
 2.8 Debbie Black (22g) (Tassie)
 2.7 Kathy Hahn (22g) (Noarlunga)
 2.7 Narelle Fletcher (22g) (Canberra)
 2.5 Robyn Maher (22g) (Tassie)
 2.5 Sandy Brondello (22g) (Brisbane)
 2.5 Michele Landon (22g) (Sydney)
 2.5 Jo Metcalfe (22g) (Melbourne)

BLOCKED SHOTS

2.6 Jenny Whittle (22g) (AIS)
 2.2 Renae Fegent (22g) (Canberra)
 1.4 Trina Roberts (22g) (Brisbane)
 1.3 Karen Smith (19g) (Tassie)
 1.1 Tanya Fisher (19g) (Perth)

FIELD GOAL %

58.2 Lucille Hamilton (22g) (Nunawading) (117/201)
 53.4 Kim Foley (22g) (Tassie) (132/247)
 53.1 Samantha Thornton (22g) (Nunawading)
 51.9 Tanya Fisher (19g) (Perth) (69/133)
 51.7 Rachael Sporn (22g) (North Adelaide) (148/286)
 51.7 Natasha Bargeus (22g) (Perth) (120/232)
 51.7 Regina Kirk (5g) (Melbourne) (31/60)

3PT %

42.9 Debbie Black (22g) (Tassie) (21/49)
 39.2 Narelle Fletcher (22g) (Canberra) (29/74)
 35.8 Roslyn Heal (22g) (Melbourne) (29/81)
 35.3 Tracey Browning (22g) (Nunawading) (24/68)
 35.3 Shelley Sandie (22g) (Nunawading) (12/34)

DEFENSIVE REBOUNDS

7.8 Trina Roberts (22g) (Brisbane)
 7.6 Jenny Whittle (22g) (AIS)
 7.6 Debbie Slimmon (22g) (Bulleen Melb)
 7.0 Renae Fegent (22g) (Canberra)
 6.9 Samantha Thornton (22g) (Nunawading)

ASSISTS

7.2 Michele Landon (22g) (Sydney)
 5.9 Vicki Daldy (22g) (North Adelaide)
 4.8 Michele Timms (22g) (Perth)
 4.4 Tracey Browning (22g) (Nunawading)
 4.1 Robyn Maher (22g) (Tassie)

TURNOVERS

3.8 Michele Landon (22g) (Sydney)
 3.5 Raquel Connell (22g) (Noarlunga)
 3.5 Samantha Thornton (22g) (Nunawading)
 3.5 Sally Phillips (22g) (AIS)
 3.3 Sue Collins (22g) (Noarlunga)

FOULS

4.5 Anne Halsne (13g) (West Adelaide)
 3.8 Heather McKinnon (22g) (West Adelaide)
 3.6 Jo Metcalfe (22g) (Melbourne)
 3.5 Tracy Scrutton (22g) (West Adelaide)
 3.4 Sue Becker (22g) (Noarlunga)
 3.4 Renae Fegent (22g) (Canberra)

1992

Position	Team	P	W	L	For	Agst	W/L	%
1	Perth	20	17	3	1,579	1,236	85	127.75
2	Melbourne	20	15	5	1,350	1,190	75	113.45
3	Dandenong	20	14	6	1,465	1,343	70	109.08
4	Canberra	20	11	9	1,418	1,417	55	100.07
5	West Adelaide	20	11	9	1,322	1,380	55	95.8
6	Bulleen Melbourne	20	10	10	1,342	1,367	50	98.2
7	Adelaide City	20	8	12	1,395	1,385	40	100.72
8	Tassie	20	7	13	1,244	1,312	35	94.8
9	Sydney	20	7	13	1,289	1,342	35	96.05
10	AIS	20	6	14	1,258	1,397	30	90.05
11	Brisbane	20	4	16	1,185	1,478	20	80.18

GRAND FINAL

Perth 58 d Dandenong 54

PRELIMINARY FINAL

Dandenong 67 d Melbourne 57

SEMI FINAL

Dandenong 67 d Canberra 65

Perth 54 d Melbourne 52

1992 PLAYER AVERAGES

POINTS PER GAME

17.7 Jodie Murphy (20g) (Canberra)
 17.4 Michelle Brogan (18g) (Adelaide City)
 16.2 Regina Days (20g) (Dandenong)
 15.7 Annie Burgess (20g) (Sydney)
 15.3 Debbie Slimmon (20g) (Bulleen Melb)

FOUL SHOT %

86.5 Jodie Murphy (20g) (Canberra) (115/133)
 86.4 Kim Foley (20g) (Tassie) (70/81)
 85.6 Annie Burgess (20g) (Sydney) (83/97)
 83.8 Allison Tranquilli (20g) (Melbourne) (67/80)
 83.6 Kirsten Marie Brendel (18g) (Sydney) (56/67)

OFFENSIVE REBOUNDS

5.6 Debbie Slimmon (20g) (Bulleen Melb)
 4.5 Rhonda Corkeron (20g) (West Adelaide)
 3.4 Regina Days (20g) (Dandenong)
 3.2 Kathy Foster (20g) (Tassie)
 3.1 Trina Roberts (20g) (Adelaide City)

TOTAL REBOUNDS

11.9 Debbie Slimmon (20g) (Bulleen Melb)
 9.9 Trina Roberts (20g) (Adelaide City)
 9.7 Regina Days (20g) (Dandenong)
 9.2 Michelle Brogan (18g) (Adelaide City)
 8.7 Rhonda Corkeron (20g) (West Adelaide)

STEALS

3.5 Debbie Black (20g) (Tassie)
 3.1 Rhonda Corkeron (20g) (West Adelaide)
 3.0 Regina Days (20g) (Dandenong)
 2.5 Michele Landon (20g) (Sydney)
 2.3 Annie Burgess (20g) (Sydney)
 2.3 Joanne Hill (20g) (AIS)

BLOCKED SHOTS

2.7 Renae Fegent (19g) (Canberra)
 1.4 Carla Boyd (18g) (AIS)
 1.2 Tracey Dyt (20g) (Canberra)
 1.1 Rhonda Corkeron (20g) (West Adelaide)
 0.9 Anne Robilliard (20g) (Brisbane)

FIELD GOAL %

60.8 Maryanne Briggs (17g) (Perth) (127/209)
 60.7 Regina Days (20g) (Dandenong) (125/206)
 57.0 Michelle Brogan (18g) (Adelaide City) (114/200)
 56.8 Jenny Whittle (11g) (Brisbane) (63/111)
 54.9 Kirsten Marie Brendel (18g) (Sydney) (101/184)

3PT %

44.3 Michele Timms (17g) (Perth) (35/79)
 40.7 Cheryl Chambers (20g) (Bulleen Melb) (22/54)
 37.0 Narelle Fletcher (20g) (Canberra) (27/73)
 35.8 Tracey Febey (20g) (Tassie) (39/109)
 33.9 Kaye Lee Jennette (11g) (Adelaide City) (20/59)

DEFENSIVE REBOUNDS

6.9 Trina Roberts (20g) (Adelaide City)
 6.4 Regina Days (20g) (Dandenong)
 6.3 Debbie Slimmon (20g) (Bulleen Melb)
 6.2 Michelle Brogan (18g) (Adelaide City)
 5.9 Renae Fegent (19g) (Canberra)

ASSISTS

7.9 Michele Landon (20g) (Sydney)
 3.7 Val Ah Wong (20g) (Brisbane)
 3.2 Michelle Gubbels (20g) (Dandenong)
 3.1 Tracey Browning (20g) (Dandenong)
 3.1 Debbie Black (20g) (Tassie)
 3.1 Annie Burgess (20g) (Sydney)

TURNOVERS

3.7 Val Ah Wong (20g) (Brisbane)
 3.5 Michele Landon (20g) (Sydney)
 3.5 Rhonda Corkeron (20g) (West Adelaide)
 3.3 Narelle Fletcher (20g) (Canberra)
 3.3 Janie Fitzgerald (20g) (Brisbane)

FOULS

3.9 Carla Boyd (18g) (AIS)
 3.6 Debbie Slimmon (20g) (Bulleen Melb)
 3.4 Renae Fegent (19g) (Canberra)
 3.4 Janine Adnum (20g) (Sydney)
 3.4 Trina Roberts (20g) (Adelaide City)
 3.4 Nerida Jeffrey (18g) (AIS)

1993

Position	Team	P	W	L	For	Agst	W/L	%
1	Sydney	18	17	1	1,308	1,021	94	128.11
2	Adelaide	18	16	2	1,353	1,053	89	128.49
3	Perth	18	12	6	1,284	1,170	67	109.74
4	Dandenong	18	10	8	1,243	1,220	56	101.89
5	Melbourne	18	9	9	1,214	1,158	50	104.84
6	AIS	18	8	10	1,067	1,246	44	85.63
7	Bulleen Melbourne	18	7	11	1,175	1,246	39	94.3
8	Canberra	18	7	11	1,202	1,309	39	91.83
9	Brisbane	18	2	16	1,095	1,288	11	85.02
10	Tassie	18	2	16	1,086	1,316	11	82.52

GRAND FINAL

Sydney 65 d Perth 64

PRELIMINARY FINAL

Perth 68 d Adelaide 66 (OT)

SEMI FINAL

Sydney 64 d Adelaide 59 (OT)
Perth 83 d Dandenong 68

1993 PLAYER AVERAGES

POINTS PER GAME

18.7 Samantha Thornton (18g) (Dandenong)
18.2 Karen Smith (17g) (Tassie)
17.8 Allison Tranquilli (18g) (Melbourne)
17.1 Shelley Sandie (16g) (Sydney)
16.8 Rachael Sporn (18g) (Adelaide)

FOUL SHOT %

91.9 Kerryn Henderson (18g) (Melbourne) (34/37)
83.1 Michelle Brogan (15g) (Adelaide) (64/77)
82.0 Allison Tranquilli (18g) (Melbourne) (73/89)
81.1 Lucille Hamilton (18g) (Tassie) (60/74)
80.0 Jo Metcalfe (18g) (Melbourne) (56/70)

OFFENSIVE REBOUNDS

5.7 Debbie Slimmon (16g) (Bulleen Melb)
3.8 Rachael Sporn (18g) (Adelaide)
3.6 Regina Days (18g) (Dandenong)
3.4 Rhonda Corkeron (18g) (Perth)
3.3 Karen Dalton (18g) (Sydney)
3.3 Karen Smith (17g) (Tassie)

TOTAL REBOUNDS

13.1 Debbie Slimmon (16g) (Bulleen Melb)
10.5 Karen Dalton (18g) (Sydney)
10.4 Rachael Sporn (18g) (Adelaide)
9.8 Karen Smith (17g) (Tassie)
9.4 Diana Sadovnikova (14g) (Canberra)

STEALS

3.5 Debbie Black (18g) (Tassie)
3.0 Rhonda Corkeron (18g) (Perth)
3.0 Rachael Sporn (18g) (Adelaide)
2.7 Vicki Daldy (17g) (Adelaide)
2.6 Kristi Harrower (18g) (AIS)
2.6 Narelle Fletcher (17g) (Canberra)

BLOCKED SHOTS

2.6 Diana Sadovnikova (14g) (Canberra)
2.2 Renae Fegent (18g) (Canberra)
2.1 Jenny Whittle (15g) (Brisbane)
1.6 Maryanne Briggs (16g) (Perth)
1.4 Rachael Sporn (18g) (Adelaide)

FIELD GOAL %

56.2 Regina Days (18g) (Dandenong) (104/185)
54.3 Trisha Fallon (18g) (Sydney) (119/219)
53.2 Michelle Brogan (15g) (Adelaide) (82/154)
51.9 Lucille Hamilton (18g) (Tassie) (110/212)
51.3 Marianna Vlahov (17g) (Perth) (20/39)

3PT %

47.1 Michelle Gubbels (18g) (Dandenong) (16/34)
46.3 Lisa Maclean (12g) (Perth) (25/54)
43.8 Sally Phillips (15g) (Dandenong) (14/32)
39.5 Allison Tranquilli (18g) (Melbourne) (17/43)
39.5 Annie Burgess (17g) (Sydney) (15/38)

DEFENSIVE REBOUNDS

7.4 Debbie Slimmon (16g) (Bulleen Melb)
7.2 Karen Dalton (18g) (Sydney)
6.9 Samantha Thornton (18g) (Dandenong)
6.8 Renae Fegent (18g) (Canberra)
6.7 Jenny Whittle (15g) (Brisbane)

ASSISTS

7.9 Michele Landon (18g) (Sydney)
6.6 Michele Timms (16g) (Perth)
4.2 Vicki Daldy (17g) (Adelaide)
3.9 Kristi Harrower (18g) (AIS)
3.9 Sally Phillips (15g) (Dandenong)
3.9 Sandy Brondello (11g) (Brisbane)

TURNOVERS

4.5 Narelle Fletcher (17g) (Canberra)
3.8 Karen Smith (17g) (Tassie)
3.7 Michele Landon (18g) (Sydney)
3.6 Jenny Whittle (15g) (Brisbane)
3.3 Renae Fegent (18g) (Canberra)

FOULS

3.7 Debbie Black (18g) (Tassie)
3.6 Renae Fegent (18g) (Canberra)
3.3 Diana Sadovnikova (14g) (Canberra)
3.3 Lucille Hamilton (18g) (Tassie)
3.3 Debbie Slimmon (16g) (Bulleen Melb)

1994

Position	Team	P	W	L	For	Agst	W/L	%
1	Adelaide	18	16	2	1,336	1,018	89	131.24
2	Sydney	18	14	4	1,288	1,084	78	118.82
3	Melbourne	18	14	4	1,303	1,109	78	117.49
4	Perth	18	12	6	1,277	1,087	67	117.48
5	Dandenong	18	10	8	1,231	1,148	56	107.23
6	Brisbane	18	8	10	1,306	1,357	44	96.24
7	Canberra	18	7	11	1,198	1,295	39	92.51
8	Bulleen Melbourne	18	5	13	1,241	1,337	28	92.82
9	AIS	18	4	14	995	1,276	22	77.98
10	Tassie	18	0	18	974	1,438	0	67.73

GRAND FINAL

Adelaide 84 d Melbourne 77 (OT)

PRELIMINARY FINAL

Melbourne 74 d Perth 64

SEMI FINAL

Adelaide 84 d Melbourne 82
Perth 62 d Sydney 58

1994 PLAYER AVERAGES

POINTS PER GAME

20.0 Shelley Sandie (17g) (Sydney)
20.0 Sandy Brondello (17g) (Brisbane)
19.1 Samantha Thornton (16g) (Dandenong)
17.6 Jodie Murphy (16g) (Canberra)
17.5 Lucille Hamilton (18g) (Tassie)

FOUL SHOT %

88.1 Sandy Brondello (17g) (Brisbane) (74/84)
86.4 Allison Tranquilli (16g) (Melbourne) (57/66)
84.8 Vicki Daldy (18g) (Adelaide) (39/46)
84.4 Shelley Sandie (17g) (Sydney) (81/96)
82.5 Nerida Jeffrey (18g) (Brisbane) (33/40)

OFFENSIVE REBOUNDS

5.8 Debbie Slimmon (18g) (Bulleen Melb)
4.3 Elena Minaeva (10g) (Perth)
3.2 Kate Alexander (9g) (AIS)
3.1 Rachael Sporn (17g) (Adelaide)
3.1 Karen Dalton (17g) (Sydney)

TOTAL REBOUNDS

13.5 Debbie Slimmon (18g) (Bulleen Melb)
9.8 Jenny Whittle (17g) (Brisbane)
9.3 Samantha Thornton (16g) (Dandenong)
8.4 Lucille Hamilton (18g) (Tassie)
8.4 Jodie Murphy (16g) (Canberra)
8.4 Karen Dalton (17g) (Sydney)

STEALS

3.2 Robyn Maher (17g) (Sydney)
3.2 Annie Burgess (17g) (Brisbane)
3.0 Tully Bevilaqua (18g) (Perth)
2.6 Michele Timms (16g) (Perth)
2.6 Kerryn Owens (18g) (Canberra)

BLOCKED SHOTS

2.9 Jenny Whittle (17g) (Brisbane)
1.8 Joulia Goureeva (18g) (Canberra)
1.6 Samantha Tomlinson (13g) (Melbourne)
1.6 Diana Sadovnikova (16g) (Canberra)
1.4 Elena Minaeva (10g) (Perth)
1.4 Maryanne Briggs (18g) (Melbourne)

FIELD GOAL %

55.8 Joanne Hill (18g) (Adelaide) (92/165)
54.1 Lin Liu (7g) (Tassie) (20/37)
51.6 Regina Days (18g) (Dandenong) (96/186)
50.6 Sandy Brondello (17g) (Brisbane) (133/263)
50.0 Janine Adnum (8g) (Brisbane) (16/32)

3PT %

47.2 Samantha Tomlinson (13g) (Melbourne) (17/36)
40.5 Michele Landon (18g) (Sydney) (15/37)
40.0 Kerryn Owens (18g) (Canberra) (20/50)
38.5 Cheryl Chambers (15g) (Bulleen Melb) (25/65)
37.8 Fiona Robinson (17g) (Perth) (14/37)

DEFENSIVE REBOUNDS

8.2 Jenny Whittle (17g) (Brisbane)
7.7 Debbie Slimmon (18g) (Bulleen Melb)
6.9 Lucille Hamilton (18g) (Tassie)
6.8 Samantha Thornton (16g) (Dandenong)
6.1 Jodie Murphy (16g) (Canberra)

ASSISTS

5.9 Michele Timms (16g) (Perth)
5.8 Michele Landon (18g) (Sydney)
4.9 Vicki Daldy (18g) (Adelaide)
3.7 Robyn Maher (17g) (Sydney)
3.7 Annie Burgess (17g) (Brisbane)

TURNOVERS

5.8 Vanessa Selden (8g) (Tassie)
5.1 Stacey Dabner (18g) (Tassie)
4.5 Lucille Hamilton (18g) (Tassie)
3.9 Fiona D'abate (8g) (Tassie)
3.7 Annie Burgess (17g) (Brisbane)

FOULS

3.8 Kate Alexander (9g) (AIS)
3.6 Melissa McClure (11g) (AIS)
3.5 Diana Sadovnikova (16g) (Canberra)
3.4 Debbie Slimmon (18g) (Bulleen Melb)
3.4 Fiona Robinson (17g) (Perth)
3.4 Robyn Maher (17g) (Sydney)

1995

Position	Team	P	W	L	For	Agst	W/L	%
1	Adelaide	18	16	2	1,340	976	89	137.3
2	Sydney	18	16	2	1,374	1,088	89	126.29
3	Melbourne	18	13	5	1,320	1,087	72	121.44
4	Perth	18	12	6	1,285	1,117	67	115.04
5	Brisbane	18	10	8	1,340	1,244	56	107.72
6	Canberra	18	8	10	1,283	1,381	44	92.9
7	Bulleen Melbourne	18	6	12	1,172	1,293	33	90.64
8	Dandenong	18	4	14	1,086	1,320	22	82.27
9	AIS	18	4	14	1,040	1,314	22	79.15
10	Tassie	18	1	17	997	1,417	6	70.36

GRAND FINAL

Adelaide 50 d Melbourne 43

PRELIMINARY FINAL

Melbourne 69 d Sydney 56

SEMI FINAL

Melbourne 60 d Perth 39

Adelaide 73 d Sydney 63

1995 PLAYER AVERAGES

POINTS PER GAME

19.8 Sandy Brondello (18g) (Brisbane)
 19.3 Rachael Sporn (18g) (Adelaide)
 17.9 Shelley Sandie (17g) (Sydney)
 17.2 Latonya McGhee (17g) (Canberra)
 16.9 Debbie Slimmon (18g) (Bulleen Melb)

FOUL SHOT %

88.2 Sandy Brondello (18g) (Brisbane) (82/93)
 87.5 Shelley Sandie (17g) (Sydney) (42/48)
 86.9 Lucille Hamilton (18g) (Tassie) (53/61)
 84.8 Katrina Springer (10g) (Tassie) (39/46)
 83.3 Kerryn Owens (18g) (Canberra) (45/54)

OFFENSIVE REBOUNDS

5.2 Debbie Slimmon (18g) (Bulleen Melb)
 4.4 Rachael Sporn (18g) (Adelaide)
 4.4 Latonya McGhee (17g) (Canberra)
 3.4 Rhonda Corkeron (18g) (Sydney)
 2.9 Michelle Brogan (17g) (Adelaide)
 2.9 Elena Minaeva (17g) (Perth)

TOTAL REBOUNDS

12.6 Debbie Slimmon (18g) (Bulleen Melb)
 10.4 Latonya McGhee (17g) (Canberra)
 9.1 Rachael Sporn (18g) (Adelaide)
 8.7 Jenny Whittle (18g) (Brisbane)
 8.0 Michelle Brogan (17g) (Adelaide)

STEALS

3.3 Michele Timms (18g) (Sydney)
 2.8 Tully Bevilaqua (17g) (Perth)
 2.7 Robyn Maher (18g) (Sydney)
 2.4 Cherie Hogg (18g) (Canberra)
 2.1 Michelle Cleary (8g) (Melbourne)
 2.1 Sandy Brondello (18g) (Brisbane)
 2.1 Kerryn Owens (18g) (Canberra)
 2.1 Rachael Sporn (18g) (Adelaide)

BLOCKED SHOTS

2.8 Jenny Whittle (18g) (Brisbane)
 1.5 Joulia Goureeva (17g) (Dandenong)
 1.5 Samantha Tomlinson (17g) (Melbourne)
 1.2 Katrina Springer (10g) (Tassie)
 1.2 Latonya McGhee (17g) (Canberra)

FIELD GOAL %

54.8 Trisha Fallon (15g) (Sydney) (92/168)
 53.5 Gina Stevens (17g) (Perth) (99/185)
 52.0 Emily Wetzel (18g) (Canberra) (53/102)
 51.4 Marla Maupin (14g) (Brisbane) (37/72)
 51.4 Rhonda Corkeron (18g) (Sydney) (75/146)

3PT %

44.1 Gina Stevens (17g) (Perth) (15/34)
 39.8 Michele Timms (18g) (Sydney) (35/88)
 38.5 Tracey Browning (18g) (Dandenong) (40/104)
 36.7 Suzi Rayment (18g) (Dandenong) (11/30)
 35.2 Kerryn Owens (18g) (Canberra) (25/71)

DEFENSIVE REBOUNDS

7.4 Jenny Whittle (18g) (Brisbane)
 7.4 Debbie Slimmon (18g) (Bulleen Melb)
 6.1 Latonya McGhee (17g) (Canberra)
 5.2 Tully Bevilaqua (17g) (Perth)
 5.1 Michelle Brogan (17g) (Adelaide)

ASSISTS

5.3 Michele Timms (18g) (Sydney)
 4.3 Sandy Brondello (18g) (Brisbane)
 4.1 Robyn Maher (18g) (Sydney)
 4. Tully Bevilaqua (17g) (Perth)
 3.9 Michelle Brogan (17g) (Adelaide)

TURNOVERS

4.4 Cherie Hogg (18g) (Canberra)
 3.9 Melissa McClure (18g) (AIS)
 3.8 Natasha Bargeus (18g) (Perth)
 3.8 Kerry Claydon (18g) (Tassie)
 3.3 Kerryn Owens (18g) (Canberra)

FOULS

3.5 Chika Emeagi (18g) (AIS)
 3.5 Kate Alexander (18g) (Brisbane)
 3.4 Lucille Hamilton (18g) (Tassie)
 3.4 Tanya Robinson (18g) (Brisbane)
 3.4 Cherie Hogg (18g) (Canberra)
 3.3 Kate Paterson (18g) (Canberra)

1996

Position	Team	P	W	L	For	Agst	W/L	%
1	Sydney	18	17	1	1,431	1,178	94	121.48
2	Adelaide	18	16	2	1,302	1,071	89	121.57
3	Bulleen Melb	18	14	4	1,224	1,190	78	102.86
4	Perth	18	11	7	1,341	1,216	61	110.28
5	Brisbane	18	9	9	1,413	1,388	50	101.8
6	Dandenong	18	9	9	1,308	1,259	50	103.89
7	Melbourne	18	6	12	1,204	1,204	33	100
8	Canberra	18	5	13	1,288	1,394	28	92.4
9	Tassie	18	2	16	1,137	1,454	11	78.2
10	AIIS	18	1	17	1,059	1,353	6	78.27

GRAND FINAL

Adelaide 80 d Sydney 65

PRELIMINARY FINAL

Adelaide 87 d Perth 55

SEMI FINAL

Perth 75 d Bulleen 58
Sydney 57 d Adelaide 54

QUALIFYING FINAL

Perth 95 d Brisbane 62

1996 PLAYER AVERAGES

POINTS PER GAME

20.8 Gina Stevens (18g) (Perth)
19.3 Rachael Sporn (17g) (Adelaide)
18.4 Jenny Whittle (17g) (Brisbane)
18.1 Michele Timms (15g) (Sydney)
17.8 Trisha Fallon (17g) (Sydney)
17.8 Fiona Robinson (17g) (Canberra)

FOUL SHOT %

91.9 Allison Tranquilli (18g) (Dandenong) (68/74)
91.2 Michelle Cleary (16g) (Bulleen Melb) (31/34)
90.9 Michele Timms (15g) (Sydney) (40/44)
88.4 Sandy Brondello (10g) (Brisbane) (38/43)
87.1 Annie Burgess (18g) (Sydney) (27/31)

OFFENSIVE REBOUNDS

3.2 Debbie Slimmon (18g) (Bulleen Melb)
3.1 Lucille Hamilton (18g) (Dandenong)
2.9 Catherine Lahanas (18g) (Tassie)
2.9 Heather Burge (13g) (Melbourne)
2.8 Trisha Fallon (17g) (Sydney)

TOTAL REBOUNDS

11.1 Jenny Whittle (17g) (Brisbane)
8.7 Debbie Slimmon (18g) (Bulleen Melb)
8.7 Bev Obringer (16g) (Canberra)
7.5 Fiona Robinson (17g) (Canberra)
7.4 Lucille Hamilton (18g) (Dandenong)

STEALS

5.1 Debbie Black (17g) (Tassie)
3.5 Tully Bevilaqua (18g) (Perth)
2.6 Michele Timms (15g) (Sydney)
2.2 Carla Boyd (17g) (Adelaide)
2.2 Kristl Harrower (18g) (Melbourne)

BLOCKED SHOTS

4.1 Jenny Whittle (17g) (Brisbane)
1.2 Nicole Guy-Rees (18g) (Melbourne)
1.2 Tracey Braithwaite (16g) (AIS)
1.1 Joulia Goureeva (15g) (Canberra)
1.1 Maryanne Briggs (10g) (Perth)

FIELD GOAL %

61.9 Sally Barney (13g) (Brisbane) (26/42)
58.1 Rachael Sporn (17g) (Adelaide) (147/253)
57.8 Trisha Fallon (17g) (Sydney) (126/218)
56.5 Tracey Braithwaite (16g) (AIS) (48/85)
56.4 Sophie Von Saldern (18g) (Brisbane) (88/156)

3PT %

48.5 Michele Timms (15g) (Sydney) (48/99)
44.2 Rachael Sporn (17g) (Sydney) (19/43)
43.6 Jo Metcalfe (18g) (Bulleen Melb) (24/55)
39.7 Kristy Baker (18g) (Bulleen Melb) (25/63)
39.2 Michelle Cleary (16g) (Bulleen Melb) (20/51)

DEFENSIVE REBOUNDS

9.0 Jenny Whittle (17g) (Brisbane)
6.3 Bev Obringer (16g) (Canberra)
5.6 Debbie Slimmon (18g) (Bulleen Melb)
5.1 Samantha Thornton (16g) (Dandenong)
5.0 Jo Metcalfe (18g) (Bulleen Melb)

ASSISTS

4.9 Debbie Black (17g) (Tassie)
4.8 Sandy Brondello (10g) (Brisbane)
4.6 Michele Timms (15g) (Sydney)
4.1 Robyn Maher (17g) (Sydney)
3.9 Jo Metcalfe (18g) (Bulleen Melb)
3.9 Kristi Harrower (18g) (Melbourne)
3.9 Michelle Brogan (17g) (Adelaide)

TURNOVERS

3.9 Fiona Robinson (17g) (Canberra)
3.8 Debbie Black (17g) (Tassie)
3.5 Allison Tranquilli (18g) (Dandenong)
3.4 Robyn Maher (17g) (Sydney)
3.3 Michele Timms (15g) (Sydney)

FOULS

4.3 Natalie Ayres (11g) (Tassie)
4.2 Andree Greenwood (Marquis) (18g) (Tassie)
3.9 Debbie Black (17g) (Tassie)
3.5 Heather Burge (13g) (Melbourne)
3.4 Sophie Von Saldern (18g) (Brisbane)
3.4 Maryanne Briggs (10g) (Perth)

1997

Position	Team	P	W	L	For	Agst	W/L	%
1	Sydney	18	18	0	1,277	967	100	132.06
2	Adelaide	18	14	4	1,236	1,061	78	116.49
3	Melbourne	18	12	6	1,092	1,061	67	102.92
4	Dandenong	18	9	9	1,226	1,204	50	101.83
5	AIS	16	5	11	961	1,113	31	86.34
6	Canberra	18	6	12	1,207	1,301	33	92.77
7	Brisbane	18	6	12	1,148	1,258	33	91.26
8	Perth	18	5	13	1,135	1,154	28	98.35
9	Bulleen Melbourne	18	5	13	1,106	1,269	28	87.16

GRAND FINAL

Sydney 61 d Adelaide 56

PRELIMINARY FINAL

Sydney 57 d Melbourne 54

SEMI FINAL

Melbourne 57 d AIS 48

Adelaide 58 d Sydney 54

QUALIFYING FINAL

AIS 76 d Dandenong 66

1997 PLAYER AVERAGES

POINTS PER GAME

22.2 Rachael Sporn (18g) (Adelaide)
 20.7 Allison Tranquilli (18g) (Bulleen Melb)
 19.5 Fiona Robinson (17g) (Canberra)
 18.6 Trisha Fallon (18g) (Sydney)
 16.9 Jenny Whittle (18g) (Brisbane)

FOUL SHOT %

90.1 Allison Tranquilli (18g) (Bulleen Melb) (82/91)
 87.5 Jenny Gardiner (18g) (Brisbane) (28/32)
 85.7 Michelle Brogan (18g) (Sydney) (42/49)
 82.9 Janie Fitzgerald (13g) (Brisbane) (34/41)
 82.4 Tully Bevilaqua (18g) (Perth) (28/34)

OFFENSIVE REBOUNDS

4.0 Rhonda Corkeron (18g) (Sydney)
 3.9 Rachael Sporn (18g) (Adelaide)
 3.6 Chika Emeagi (14g) (Melbourne)
 3.3 Regina Days (18g) (Dandenong)
 3.3 Lauren Jackson (16g) (AIS)
 3.3 Carla Boyd (15g) (Adelaide)

TOTAL REBOUNDS

10.3 Rachael Sporn (18g) (Adelaide)
 9.5 Carla Boyd (15g) (Adelaide)
 8.7 Michelle Brogan (18g) (Sydney)
 8.7 Rhonda Corkeron (18g) (Sydney)
 8.6 Jenny Whittle (18g) (Brisbane)

STEALS

3.1 Tully Bevilaqua (18g) (Perth)
 2.9 Jenny Evans (18g) (Brisbane)
 2.4 Trisha Fallon (18g) (Sydney)
 2.1 Robyn Maher (17g) (Sydney)
 2.0 Carla Boyd (15g) (Adelaide)
 2.0 Kristi Harrower (17g) (Melbourne)

BLOCKED SHOTS

2.9 Jenny Whittle (18g) (Brisbane)
 1.5 Carla Boyd (15g) (Adelaide)
 1.4 Rhonda Corkeron (18g) (Sydney)
 1.1 Melissa McClure (18g) (Perth)
 1.0 Renae Fegent (8g) (Bulleen Melb)

FIELD GOAL %

55.7 Rachael Sporn (18g) (Adelaide) (176/316)
 55.2 Marianna Vlahov (17g) (Perth) (79/143)
 54.8 Laura Howlett (16g) (Sydney) (17/31)
 52.4 Alicia Poto (12g) (Sydney) (33/63)
 50.9 Penny Taylor (16g) (AIS) (55/108)

3PT %

44.2 Trisha Fallon (18g) (Sydney) (19/43)
 39.3 Annie Burgess (18g) (Sydney) (22/56)
 38.5 Allison Tranquilli (18g) (Bulleen Melb) (15/39)
 38.2 Kellie Abrams (18g) (Canberra) (13/34)
 37.2 Desiree Glaubitz (16g) (AIS) (16/43)

DEFENSIVE REBOUNDS

6.9 Jenny Whittle (18g) (Brisbane)
 6.4 Rachael Sporn (18g) (Adelaide)
 6.3 Carla Boyd (15g) (Adelaide)
 5.7 Michelle Brogan (18g) (Sydney)
 5.7 Tanya Haave (17g) (Canberra)

ASSISTS

4.9 Robyn Maher (17g) (Sydney)
 4.4 Tully Bevilaqua (18g) (Perth)
 4.4 Kristi Harrower (17g) (Melbourne)
 4.2 Annie Burgess (18g) (Sydney)
 3.7 Kate Cohen (18g) (Bulleen Melb)

TURNOVERS

3.7 Kristen Veal (15g) (AIS)
 3.6 Fiona Robinson (17g) (Canberra)
 3.5 Jenny Whittle (18g) (Brisbane)
 3.5 Narelle Henry (11g) (Perth)
 3.2 Annie Burgess (18g) (Sydney)
 3.2 Allison Tranquilli (18g) (Bulleen Melb)

FOULS

3.4 Melissa McClure (18g) (Perth)
 3.4 Fiona Robinson (17g) (Canberra)
 3.3 Tania Dhu (18g) (Adelaide)
 3.1 Rebecca Brincat (18g) (Dandenong)
 3.1 Janie Fitzgerald (13g) (Brisbane)
 3.1 Tully Bevilaqua (18g) (Perth)
 3.1 Kim Wielens (18g) (Canberra)

1998

Position	Team	P	W	L	For	Agst	W/L	%
1	Sydney	12	10	2	783	681	83	114.98
2	Adelaide	12	9	3	827	722	75	114.54
3	Perth	12	8	4	775	714	67	108.54
4	AIS	12	8	4	877	811	67	108.14
5	Melbourne	12	7	5	768	692	58	110.98
6	Dandenong	12	7	5	823	751	58	109.59
7	Bulleen Melbourne	12	3	9	764	849	25	89.99
8	Canberra	12	2	10	750	910	17	82.42
9	Brisbane	12	0	12	728	965	0	75.44

GRAND FINAL

Adelaide 67 d Sydney 56

PRELIMINARY FINAL

Adelaide 81 d AIS 54

SEMI FINAL

AIS 84 d Perth 70
Sydney 61 d Adelaide 42

1998 PLAYER AVERAGES

POINTS PER GAME

19.3 Allison Tranquilli (12g) (Bulleen Melb)
18.3 Michelle Brogan (12g) (Sydney)
16.8 Lucille Hamilton (12g) (Dandenong)
16.2 Lauren Jackson (11g) (AIS)
16.2 Rachael Sporn (12g) (Adelaide)

FOUL SHOT %

88.0 Allison Tranquilli (12g) (Bulleen Melb) (44/50)
83.3 Jenny Whittle (12g) (Perth) (25/30)
81.3 Lucille Hamilton (12g) (Dandenong) (26/32)
78.8 Narelle Fletcher (12g) (Perth) (26/33)
78.8 Natasha Bargeus (12g) (Perth) (26/33)

OFFENSIVE REBOUNDS

4.2 Michelle Brogan (12g) (Sydney)
3.8 Rhonda Corkeron (12g) (Sydney)
3.6 Lauren Jackson (11g) (AIS)
3.6 Lucille Hamilton (12g) (Dandenong)
3.2 Rachael Sporn (12g) (Adelaide)

TOTAL REBOUNDS

11.3 Lucille Hamilton (12g) (Dandenong)
10.8 Michelle Brogan (12g) (Sydney)
10.6 Lauren Jackson (11g) (AIS)
8.4 Jenny Whittle (12g) (Perth)
8.2 Carla Boyd (12g) (Adelaide)

STEALS

4.1 Tully Bevilaqua (9g) (Perth)
3.6 Jenny Evans (9g) (Brisbane)
2.2 Rhonda Corkeron (12g) (Sydney)
2.1 Kristi Harrower (12g) (Melbourne)
1.9 Joanne Hill (12g) (Adelaide)
1.9 Michelle Brogan (12g) (Sydney)

BLOCKED SHOTS

3.3 Jenny Whittle (12g) (Perth)
1.4 Rhonda Corkeron (12g) (Sydney)
1.3 Carla Boyd (12g) (Adelaide)
0.9 Karen Smith (12g) (Canberra)
0.9 Lauren Jackson (11g) (AIS)

FIELD GOAL %

61.6 Kelly Lemezs (12g) (Melbourne) (45/73)
59.0 Julie Ofoski (12g) (Dandenong) (23/39)
54.4 Lauren Jackson (11g) (AIS) (68/125)
52.9 Tully Bevilaqua (9g) (Perth) (27/51)
51.5 Karen Reus (12g) (Bulleen Melb) (17/33)

3PT %

50.0 Kim Wielens (12g) (Canberra) (18/36)
44.2 Desiree Glaubitz (12g) (AIS) (19/43)
44.1 Sally Phillips (12g) (Dandenong) (15/34)
42.9 Annie Burgess (10g) (Sydney) (15/35)
38.9 Jae Kingi (12g) (Adelaide) (14/36)

DEFENSIVE REBOUNDS

7.8 Lucille Hamilton (12g) (Dandenong)
7.0 Lauren Jackson (11g) (AIS)
6.9 Jenny Whittle (12g) (Perth)
6.7 Michelle Brogan (12g) (Sydney)
5.6 Carla Boyd (12g) (Adelaide)

ASSISTS

5.6 Robyn Maher (11g) (Sydney)
4.8 Kristen Veal (12g) (AIS)
4.6 Narelle Fletcher (12g) (Perth)
4.5 Annie Burgess (10g) (Sydney)
4.3 Sally Phillips (12g) (Dandenong)

TURNOVERS

4.1 Annie Burgess (10g) (Sydney)
3.9 Kristen Veal (12g) (AIS)
3.2 Tricia Bader (9g) (Brisbane)
3.2 Robyn Maher (11g) (Sydney)
3.2 Allison Tranquilli (12g) (Bulleen Melb)

FOULS

4.0 Kate Paterson (12g) (Canberra)
3.9 Clare Barnard (9g) (Brisbane)
3.8 Kim Wielens (12g) (Canberra)
3.5 Carla Boyd (12g) (Adelaide)
3.3 Nicky Simpson (12g) (Melbourne)

1998/99

Position	Team	P	W	L	For	Agst	W/L	%
1	AIS	21	16	5	1,633	1,518	76	107.58
2	Perth	21	14	7	1,537	1,321	67	116.35
3	Adelaide	21	12	9	1,409	1,353	57	104.14
4	Melbourne	21	11	10	1,315	1,234	52	106.56
5	Bulleen Melbourne	21	11	10	1,371	1,410	52	97.23
6	Sydney	21	10	11	1,333	1,279	48	104.22
7	Dandenong	21	6	15	1,375	1,555	29	88.42
8	Canberra	21	4	17	1,306	1,609	19	81.17

GRAND FINAL

AIS 88 d Perth 79

PRELIMINARY FINAL

Perth 67 d Adelaide 46

SEMI FINAL

AIS 81 d Perth 62

Adelaide 63 d Melbourne 54

1998/99 PLAYER AVERAGES

POINTS PER GAME

23.2 Lauren Jackson (20g) (AIS)
 20.6 Rachael Sporn (21g) (Adelaide)
 20.0 Shelley Sandie (21g) (Canberra)
 16.5 Gina Stevens (21g) (Perth)
 16.0 Allison Tranquilli (21g) (Bulleen Melb)

STEALS

2.4 Tully Bevilaqua (20g) (Perth)
 2.1 Alicia Poto (21g) (Sydney)
 2.1 Joanne Hill (21g) (Adelaide)
 1.8 Jade Hyett (18g) (Dandenong)
 1.7 Robyn Maher (21g) (Sydney)

DEFENSIVE REBOUNDS

8.9 Lauren Jackson (20g) (AIS)
 6.5 Jenny Whittle (21g) (Perth)
 5.5 Rachael Sporn (21g) (Adelaide)
 5.5 Lucille Hamilton (21g) (Dandenong)
 5.1 Karen Smith (20g) (Canberra)

FOUL SHOT %

83.7 Shelley Sandie (21g) (Canberra) (72/86)
 81.6 Allison Tranquilli (21g) (Bulleen Melb) (80/98)
 80.0 Rohanee Cox (21g) (Perth) (40/50)
 77.9 Gina Stevens (21g) (Perth) (81/104)
 77.6 Annie Burgess (21g) (Sydney) (52/67)
 77.6 Eleanor Sharp (21g) (Canberra) (38/49)

BLOCKED SHOTS

2.5 Jenny Whittle (21g) (Perth)
 2.2 Lauren Jackson (20g) (AIS)
 1.3 Karen Smith (20g) (Canberra)
 0.9 Tracey Braithwaite (21g) (Adelaide)
 0.9 Rhonda Corkeron (18g) (Sydney)
 0.9 Kim Wielens (18g) (Canberra)

ASSISTS

6.6 Kristen Veal (17g) (AIS)
 5.6 Kristi Harrower (21g) (Melbourne)
 4.4 Robyn Maher (21g) (Sydney)
 3.9 Michele Timms (18g) (Bulleen Melb)
 3.9 Annie Burgess (21g) (Sydney)
 3.9 Narelle Fletcher (21g) (Perth)

OFFENSIVE REBOUNDS

4.1 Allie Douglas (21g) (Dandenong)
 3.7 Rhonda Corkeron (18g) (Sydney)
 3.1 Lauren Jackson (20g) (AIS)
 3.0 Lucille Hamilton (21g) (Dandenong)
 2.6 Rachael Sporn (21g) (Adelaide)

FIELD GOAL %

54.1 Lauren Jackson (20g) (AIS) (192/355)
 52.8 Rachael Sporn (21g) (Adelaide) (170/322)
 52.6 Penny Taylor (20g) (AIS) (90/171)
 51.1 Suzy Batkovic (17g) (AIS) (72/141)
 50.6 Melissa McClure (21g) (Perth) (82/162)

TURNOVERS

4.3 Kristen Veal (17g) (AIS)
 4.2 Annie Burgess (21g) (Sydney)
 3.7 Robyn Maher (21g) (Sydney)
 3.6 Rachael Sporn (21g) (Adelaide)
 3.5 Sally Phillips (21g) (Dandenong)
 3.5 Kristi Harrower (21g) (Melbourne)

TOTAL REBOUNDS

11.9 Lauren Jackson (20g) (AIS)
 9.1 Allie Douglas (21g) (Dandenong)
 8.5 Lucille Hamilton (21g) (Dandenong)
 8.1 Rachael Sporn (21g) (Adelaide)
 8.1 Rhonda Corkeron (18g) (Sydney)

3PT %

41.9 Rohanee Cox (21g) (Perth) (13/31)
 41.7 Alicia Poto (21g) (Sydney) (48/115)
 38.1 Natalie Porter (18g) (Dandenong) (16/42)
 37.3 Kristen Veal (17g) (AIS) (22/59)
 37.2 Michelle Cleary (21g) (Bulleen Melb) (16/43)

FOULS

3.7 Allie Douglas (21g) (Dandenong)
 3.5 Kim Wielens (18g) (Canberra)
 3.4 Robyn Maher (21g) (Sydney)
 3.2 Joanne Hill (21g) (Adelaide)
 3.1 Shelley Sandie (21g) (Canberra)
 3.1 Tully Bevilaqua (20g) (Perth)

1999/00

Position	Team	P	W	L	For	Agst	W/L	%
1	Canberra	21	16	5	1,547	1,416	76.00	109.25
2	Adelaide	21	13	8	1,296	1,198	62.00	108.18
3	Bulleen Melbourne	21	11	10	1,405	1,354	52.00	103.77
4	Perth	21	11	10	1,334	1,300	52.00	102.62
5	Dandenong	21	11	10	1,416	1,454	52.00	97.39
6	Sydney	21	10	11	1,322	1,264	48.00	104.59
7	Melbourne	21	10	11	1,422	1,387	48.00	102.52
8	AIS	21	2	19	1,178	1,547	10.00	76.15

GRAND FINAL

Canberra 67 d Adelaide 50

PRELIMINARY FINAL

Canberra 80 d Bulleen 66

SEMI FINAL

Adelaide 91 d Canberra 84

Bulleen 61 d Perth 60

1998/00 PLAYER AVERAGES

POINTS PER GAME

- 23.4 Lauren Jackson (18g) (Canberra)
- 20.7 Trisha Fallon (21g) (Sydney)
- 17.6 Kristin FolkI (21g) (Melbourne)
- 15.8 Michelle Brogan (10g) (Melbourne)
- 15.1 Kristi Harrower (21g) (Melbourne)

FOUL SHOT %

- 88.1 Shelley Sandie (21g) (Canberra) (59/67)
- 85.0 Allison Tranquilli (21g) (Bulleen Melb) (68/80)
- 80.6 Kristi Harrower (21g) (Melbourne) (58/72)
- 78.7 Karen Smith (18g) (Canberra) (59/75)
- 77.9 Chika Emeagi (21g) (Perth) (53/68)

OFFENSIVE REBOUNDS

- 3.4 Allie Douglas (21g) (Dandenong)
- 3.2 Chika Emeagi (21g) (Perth)
- 2.9 Rhonda Corkeron (21g) (Sydney)
- 2.8 Trisha Fallon (21g) (Sydney)
- 2.6 Natalie Porter (21g) (Bulleen Melb)

TOTAL REBOUNDS

- 9.8 Kristin FolkI (21g) (Melbourne)
- 8.9 Chika Emeagi (21g) (Perth)
- 7.8 Allie Douglas (21g) (Dandenong)
- 7.0 Suzy Batkovic (21g) (Sydney)
- 6.9 Trisha Fallon (21g) (Sydney)
- 6.9 Penny Taylor (21g) (Dandenong)

STEALS

- 2.9 Tully Bevilaqua (21g) (Perth)
- 2.2 Joanne Hill (21g) (Adelaide)
- 2.1 Penny Taylor (21g) (Dandenong)
- 1.9 Michelle Cleary (21g) (Bulleen Melb)
- 1.8 Jae Kingi (21g) (Adelaide)

BLOCKED SHOTS

- 1.9 Kristin FolkI (21g) (Melbourne)
- 1.4 Jenny Whittle (21g) (Bulleen Melb)
- 1.3 Suzy Batkovic (21g) (Sydney)
- 1.1 Chika Emeagi (21g) (Perth)
- 0.8 Tracey Braithwaite (21g) (Adelaide)

FIELD GOAL %

- 56.9 Kristin FolkI (21g) (Melbourne) (149/262)
- 52.2 Lauren Jackson (18g) (Canberra) (154/295)
- 50.5 Suzy Batkovic (21g) (Sydney) (99/196)
- 48.7 Kim Wielens (21g) (Canberra) (55/113)
- 48.4 Tully Bevilaqua (21g) (Perth) (77/159)

3PT %

- 38.1 Jae Kingi (21g) (Adelaide) (24/63)
- 34.5 Kristi Harrower (21g) (Melbourne) (41/119)
- 34.3 Belinda Snell (21g) (AIS) (37/108)
- 34.1 Trisha Fallon (21g) (Sydney) (29/85)
- 31.6 Narelle Fletcher (21g) (Perth) (36/114)

DEFENSIVE REBOUNDS

- 7.5 Kristin FolkI (21g) (Melbourne)
- 5.7 Chika Emeagi (21g) (Perth)
- 5.0 Jenny Whittle (21g) (Bulleen Melb)
- 4.5 Suzy Batkovic (21g) (Sydney)
- 4.5 Penny Taylor (21g) (Dandenong)
- 4.5 Kristen Veal (21g) (Canberra)

ASSISTS

- 4.9 Kristen Veal (21g) (Canberra)
- 4.9 Kristi Harrower (21g) (Melbourne)
- 3.8 Tully Bevilaqua (21g) (Perth)
- 3.2 Narelle Fletcher (21g) (Perth)
- 3.0 Robyn Maher (21g) (Sydney)
- 3.0 Michelle Cleary (21g) (Bulleen Melb)

TURNOVERS

- 4.9 Kristen Veal (21g) (Canberra)
- 4.6 Belinda Snell (21g) (AIS)
- 3.6 Allison Tranquilli (21g) (Bulleen Melb)
- 3.6 Kristi Harrower (21g) (Melbourne)
- 3.4 Alison O'Dwyer (21g) (AIS)

FOULS

- 3.4 Tully Bevilaqua (21g) (Perth)
- 3.4 Suzy Batkovic (21g) (Sydney)
- 3.4 Chika Emeagi (21g) (Perth)
- 3.3 Kristen Veal (21g) (Canberra)
- 3.3 Kristin FolkI (21g) (Melbourne)

2000/01

Position	Team	P	W	L	For	Agst	W/L	%
1	Canberra	21	17	4	1,639	1,427	81	114.86
2	Sydney	21	16	5	1,742	1,560	76	111.67
3	Adelaide	21	15	6	1,561	1,316	71	118.62
4	Dandenong	21	15	6	1,612	1,416	71	113.84
5	AIS	21	7	14	1,399	1,558	33	89.79
6	Bulleen Melb	21	7	14	1,468	1,662	33	88.33
7	Perth	21	4	17	1,494	1,753	19	85.23
8	Melbourne	21	3	18	1,434	1,657	14	86.54

GRAND FINAL

Sydney 69 d Canberra 65

PRELIMINARY FINAL

Sydney 78 d Dandenong 72

SEMI FINAL

Dandenong 83 d Adelaide 71

Canberra 73 d Sydney 56

2000/01 PLAYER AVERAGES

POINTS PER GAME

25.5 Penny Taylor (21g) (Dandenong)

21.6 Lauren Jackson (20g) (Canberra)

17.7 Michelle Brogan (9g) (Melbourne)

17.3 Shelley Sandie (21g) (Canberra)

17.2 Belinda Snell (21g) (Sydney)

FOUL SHOT %

93.2 Gina Stevens (20g) (Bulleen Melb) (82/88)

85.1 Shelley Sandie (21g) (Canberra) (86/101)

84.7 Belinda Snell (21g) (Sydney) (50/59)

81.5 Natalie Hughes (20g) (Sydney) (44/54)

81.1 Lauren Jackson (20g) (Canberra)

(103/127)

OFFENSIVE REBOUNDS

4.5 Rhonda Corkeron (21g) (Sydney)

4.5 Allie Douglas (21g) (Dandenong)

3.4 Lauren Jackson (20g) (Canberra)

3.3 Rachael Sporn (21g) (Adelaide)

3.1 Suzy Batkovic (20g) (Sydney)

3.1 Shelley Hammonds (18g) (AIS)

TOTAL REBOUNDS

14.2 Lauren Jackson (20g) (Canberra)

10.5 Allie Douglas (21g) (Dandenong)

10.3 Penny Taylor (21g) (Dandenong)

10 Rachael Sporn (21g) (Adelaide)

9.2 Rhonda Corkeron (21g) (Sydney)

STEALS

2.5 Penny Taylor (21g) (Dandenong)

2.0 Jae Kingi (19g) (Adelaide)

2.0 Rhonda Corkeron (21g) (Sydney)

2.0 Michelle Brogan (9g) (Melbourne)

1.8 Natasha O'Brien (20g) (Bulleen Melb)

BLOCKED SHOTS

4.3 Lauren Jackson (20g) (Canberra)

2.1 Marita Payne (21g) (Dandenong)

1.6 Christine Boyd (21g) (Perth)

1.3 Rhonda Corkeron (21g) (Sydney)

1.3 Tracey Braithwaite (21g) (Adelaide)

FIELD GOAL %

53.5 Allie Douglas (21g) (Dandenong)

(108/202)

52.2 Lucille Hamilton (21g) (Canberra) (117/224)

48.8 Lauren Jackson (20g) (Canberra) (157/322)

48.0 Monica Bello (15g) (Bulleen Melb) (24/50)

47.9 Eleanor Sharp (21g) (Canberra) (93/194)

3PT %

42.4 Jae Kingi (19g) (Adelaide) (28/66)

41.9 Eleanor Sharp (21g) (Canberra) (13/31)

40.9 Jo Myers (19g) (Dandenong) (18/44)

40.3 Belinda Snell (21g) (Sydney) (58/144)

39.7 Deanna Smith (21g) (Adelaide) (27/68)

DEFENSIVE REBOUNDS

10.8 Lauren Jackson (20g) (Canberra)

7.5 Penny Taylor (21g) (Dandenong)

6.6 Rachael Sporn (21g) (Adelaide)

6.2 Natalie Porter (21g) (Bulleen Melb)

6.1 Michelle Brogan (9g) (Melbourne)

ASSISTS

6.6 Annie Burgess (21g) (Sydney)

5.1 Kristen Veal (21g) (Canberra)

5.0 Kate Cohen (21g) (Bulleen Melb)

4.4 Sharin Milner (19g) (Melbourne)

3.8 Narelle Fletcher (21g) (Perth)

TURNOVERS

4.0 Lara Dinkins (21g) (Perth)

4.0 Kate Cohen (21g) (Bulleen Melb)

3.9 Annie Burgess (21g) (Sydney)

3.8 Narelle Fletcher (21g) (Perth)

3.8 Shelley Sandie (21g) (Canberra)

FOULS

4.0 Aneka Kerr (21g) (Melbourne)

3.6 Natalie Porter (21g) (Bulleen Melb)

3.4 Kristen Veal (21g) (Canberra)

3.4 Eleanor Sharp (21g) (Canberra)

3.3 Laura Summerton (21g) (AIS)

3.3 Alison O'Dwyer (20g) (Sydney)

3.3 Melissa McClure (21g) (Perth)

2001/02

Position	Team	P	W	L	For	Agst	W/L	%
1	Adelaide	21	17	4	1,488	1,259	80.95	118.19
2	Canberra	21	15	6	1,581	1,408	71.43	112.29
3	Dandenong	21	15	6	1,613	1,457	71.43	110.71
4	Sydney	21	13	8	1,599	1,523	61.9	104.99
5	AIS	21	11	10	1,505	1,551	52.38	97.03
6	Bulleen Melbourne	21	6	15	1,417	1,554	28.57	91.18
7	Perth	21	4	17	1,313	1,611	19.05	81.5
8	Townsville	21	3	18	1,533	1,686	14.29	90.93

GRAND FINAL

Canberra 75 d Sydney 69

PRELIMINARY FINAL

Sydney 66 d Adelaide 64

SEMI FINAL

Canberra 66 d Adelaide 62
Sydney 98 d Dandenong 85

2001/02 PLAYER AVERAGES

POINTS PER GAME

28.5 Penny Taylor (20g) (Dandenong)
24.3 Lauren Jackson (13g) (Canberra)
20.0 Suzy Batkovic (21g) (Townsville)
18.0 Natalie Hughes (21g) (Sydney)
16.6 Rachael Sporn (21g) (Adelaide)

STEALS

2.5 Melissa McClure (21g) (Perth)
2.4 Emily McInerney (21g) (Dandenong)
2.2 Penny Taylor (20g) (Dandenong)
1.8 Jae Kingi (21g) (Adelaide)
1.7 Suzy Batkovic (21g) (Townsville)

DEFENSIVE REBOUNDS

8.7 Suzy Batkovic (21g) (Townsville)
8.7 Lauren Jackson (13g) (Canberra)
6.2 Penny Taylor (20g) (Dandenong)
6.2 Rachael Sporn (21g) (Adelaide)
5.5 Christine Boyd (21g) (Perth)

FOUL SHOT %

100 Deanna Smith (15g) (Adelaide) (19/19)
92.6 Katrina Hibbert (20g) (Bulleen Melb) (25/27)
90.7 Kylie Galloway (21g) (Townsville) (49/54)
90.0 Kate Smith (11g) (Dandenong) (9/10)
90.0 Kristen Veal (8g) (Canberra) (9/10)

BLOCKED SHOTS

3.4 Lauren Jackson (13g) (Canberra)
2.1 Suzy Batkovic (21g) (Townsville)
2.1 Jacinta Hamilton (21g) (Canberra)
1.6 Tracey Braithwaite (21g) (Adelaide)
1.5 Christine Boyd (21g) (Perth)

ASSISTS

4.8 Jae Kingi (21g) (Adelaide)
4.6 Annie Burgess (21g) (Sydney)
4.2 Emily McInerney (21g) (Dandenong)
4.0 Michelle Brogan (14g) (Adelaide)
3.8 Melissa McClure (21g) (Perth)

OFFENSIVE REBOUNDS

3.8 Rachael Sporn (21g) (Adelaide)
3.5 Suzy Batkovic (21g) (Townsville)
3.2 Penny Taylor (20g) (Dandenong)
3.1 Hollie Grima (21g) (AIS)
3.1 Lauren Jackson (13g) (Canberra)
3.1 Michelle Brogan (14g) (Adelaide)

FIELD GOAL %

52.7 Lauren Jackson (13g) (Canberra) (118/224)
51.8 Allie Douglas (10g) (Dandenong) (59/114)
50.0 Lucille Hamilton (15g) (Canberra) (82/164)
48.7 Suzy Batkovic (21g) (Townsville) (167/343)
48.4 Michelle Musselwhite (14g) (Dandenong) (77/159)
48.4 Tracey Braithwaite (21g) (Adelaide) (61/126)

TURNOVERS

4.4 Deanne Ranford (21g) (Perth)
4.0 Natalie Porter (16g) (Townsville)
3.8 Jessica Mahony (12g) (AIS)
3.7 Melissa McClure (21g) (Perth)
3.3 Kim Morcom (21g) (Perth)

TOTAL REBOUNDS

12.2 Suzy Batkovic (21g) (Townsville)
11.8 Lauren Jackson (13g) (Canberra)
10.0 Rachael Sporn (21g) (Adelaide)
9.4 Penny Taylor (20g) (Dandenong)
8.4 Hollie Grima (21g) (AIS)

3PT %

40.8 Jessica Foley (21g) (AIS) (31/76)
40.5 Lauren Jackson (13g) (Canberra) (15/37)
40.0 Deanna Smith (15g) (Adelaide) (16/40)
39.5 Jae Kingi (21g) (Adelaide) (34/86)
37.7 Larrisa Cavanagh (21g) (Bulleen Melb) (23/61)

FOULS

3.9 Natalie Porter (16g) (Townsville)
3.6 Kim Morcom (21g) (Perth)
3.5 Kylie Galloway (21g) (Townsville)
3.5 Alison O'Dwyer (21g) (Sydney)
3.4 Suzy Batkovic (21g) (Townsville)

2002/03

Position	Team	P	W	L	For	Agst	W/L	%
1	Canberra	21	16	5	1,636	1,368	76.00	119.59
2	Townsville	21	15	6	1,547	1,452	71.00	106.54
3	Sydney	21	14	7	1,543	1,437	67.00	107.98
4	Adelaide	21	12	9	1,400	1,289	57.00	108.61
5	Dandenong	21	11	10	1,577	1,540	52.00	102.40
6	Bulleen Melbourne	21	6	15	1,384	1,577	29.00	87.76
7	Perth	21	6	15	1,331	1,524	29.00	87.34
8	AIS	21	4	17	1,313	1,544	19.00	85.04

GRAND FINAL

Canberra 69 d Sydney 67

PRELIMINARY FINAL

Sydney 83 d Townsville 78

SEMI FINAL

Canberra 68 d Townsville 67
Sydney 72 d Adelaide 70 (OT)

2002/03 PLAYER AVERAGES

POINTS PER GAME

27.2 Lauren Jackson (17g) (Canberra)
17.6 Carly Wilson (21g) (Dandenong)
17.0 Shelley Hammonds (21g) (Sydney)
15.5 Jennifer Crouse (21g) (Perth)
15.2 Belinda Snell (21g) (Sydney)

FOUL SHOT %

84.3 Belinda Snell (21g) (Sydney) (59/70)
82.9 Gina Stevens (21g) (Townsville) (63/76)
81.9 Lauren Jackson (17g) (Canberra) (104/127)
81.5 Jodie Datson (21g) (Townsville) (75/92)
80.3 Kristen Veal (21g) (Canberra) (57/71)

OFFENSIVE REBOUNDS

3.9 Jennifer Crouse (21g) (Perth)
3.7 Rohanee Cox (16g) (PerTh)
3.6 Lauren Jackson (17g) (Canberra)
3.3 Hollie Grima (21g) (AIS)
3.2 Rachael Sporn (19g) (Adelaide)

TOTAL REBOUNDS

11.6 Lauren Jackson (17g) (Canberra)
10.6 Hollie Grima (21g) (AIS)
10.5 Jennifer Crouse (21g) (Perth)
9.0 Rachael Sporn (19g) (Adelaide)
8.8 Allie Douglas (12g) (Dandenong)

STEALS

2.6 Narelle Fletcher (21g) (Dandenong)
2.0 Jessica Mahony (21g) (Adelaide)
1.9 Larissa Cavanagh (21g) (Bulleen Melb)
1.9 Kristen Veal (21g) (Canberra)
1.9 Rohanee Cox (16g) (Perth)

BLOCKED SHOTS

4.2 Jennifer Crouse (21g) (Perth)
2.9 Lauren Jackson (17g) (Canberra)
1.6 Larissa Cavanagh (21g) (Bulleen Melb)
1.5 Hollie Grima (21g) (AIS)
1.4 Carly Wilson (21g) (Dandenong)

FIELD GOAL %

54.4 Lauren Jackson (17g) (Canberra) (173/318)
48.5 Sharin Milner (21g) (Bulleen Melb) (80/165)
47.7 Jennifer Crouse (21g) (Perth) (137/287)
45.9 Chelsea Laing (19g) (Dandenong) (50/109)
45.0 Narelle Lindsay (21g) (Sydney) (72/160)
45.0 Tegan Fowler (21g) (Bulleen Melb) (67/149)

3PT %

38.1 Carly Wilson (21g) (Dandenong) (24/63)
37.8 Gina Stevens (21g) (Townsville) (31/82)
37.3 Natalie Hughes (21g) (Sydney) (25/67)
33.8 Deanna Smith (21g) (Adelaide) (23/68)
33.8 Tania Heritage (21g) (Townsville) (24/71)

DEFENSIVE REBOUNDS

8.0 Lauren Jackson (17g) (Canberra)
7.2 Hollie Grima (21g) (AIS)
6.6 Jennifer Crouse (21g) (Perth)
6.1 Allie Douglas (12g) (Dandenong)
6.0 Melissa McClure (21g) (Perth)

ASSISTS

5.4 Kristen Veal (21g) (Canberra)
5.0 Narelle Fletcher (21g) (Dandenong)
4.4 Sharin Milner (21g) (Bulleen Melb)
4.2 Jodie Datson (21g) (Townsville)
4.0 Kellie Abrams (18g) (Canberra)

TURNOVERS

4.2 Melissa McClure (21g) (Perth)
4.2 Kim Morcom (21g) (Perth)
3.9 Kristen Veal (21g) (Canberra)
3.7 Narelle Fletcher (21g) (Dandenong)
3.5 Jodie Datson (21g) (Townsville)

FOULS

3.8 Rohanee Cox (16g) (Perth)
3.6 Kim Morcom (21g) (Perth)
3.6 Kristen Veal (21g) (Canberra)
3.4 Jennifer Crouse (21g) (Perth)
3.4 Eleanor Sharp (13g) (Canberra)
3.4 Larissa Cavanagh (21g) (Bulleen Melb)
3.4 Natalie Porter (21g) (Townsville)

2003/04

Position	Team	P	W	L	For	Agst	W/L	%
1	Dandenong Rangers	21	17	4	1478	1194	80.00	123.8
2	Sydney Uni	21	13	8	1537	1404	62.00	109.5
3	Adelaide Lightning	21	13	8	1426	1277	62.00	111.7
4	Canberra Capitals	21	13	8	1468	1331	62.00	110.3
5	Townsville Fire	21	12	9	1506	1425	57.00	105.7
6	Bulleen Boomers	21	11	10	1508	1472	52.00	102.4
7	AIS	21	5	16	1307	1549	24.00	84.4
8	Perth Lynx	21	0	21	1101	1679	0.00	

GRAND FINAL

Dandenong 63 d Sydney Uni 53

PRELIMINARY FINAL

Sydney Uni 65 d Adelaide 61

SEMI FINAL

Dandenong 85 d Sydney Uni 68
Adelaide 72 d Canberra 63

2003/04 PLAYER AVERAGES

POINTS PER GAME

27.9 Lauren Jackson (14g) (Canberra)
16.5 Belinda Snell (21g) (Sydney Uni)
16.1 Shelley Hammonds (20g) (Sydney Uni)
15.3 Katrina Hibbert (21g) (Bulleen Melb)
14.9 Jacinta Hamilton (17g) (Dandenong)

FOUL SHOT %

87.2 Jessica Bibby (21g) (Dandenong) (41/47)
84.0 Gina Stevens (21g) (Townsville) (79/94)
84.0 Michelle Brogan (15g) (Adelaide) (42/50)
83.3 Larissa Cavanagh (20g) (Bulleen Melb) (30/36)
81.8 Carly Wilson (21g) (Dandenong) (27/33)

OFFENSIVE REBOUNDS

4.6 Lauren Jackson (14g) (Canberra)
3.1 Allie Douglas (21g) (Dandenong)
3.0 Jacinta Hamilton (17g) (Dandenong)
2.9 Natalie Love (18g) (Perth)
2.9 Claudia Brassard (20g) (Townsville)
2.9 Laura Summerton (21g) (Adelaide)

TOTAL REBOUNDS

13.8 Lauren Jackson (14g) (Canberra)
8.5 Gabrielle Richards (21g) (AIS)
8.1 Jacinta Hamilton (17g) (Dandenong)
8.0 Belinda Snell (21g) (Sydney Uni)
7.9 Rachael Sporn (19g) (Adelaide)

STEALS

2.0 Katrina Hibbert (21g) (Bulleen Melb)
2.0 Emily McInerny (21g) (Dandenong)
2.0 Gina Stevens (21g) (Townsville)
1.9 Jodie Datson (21g) (Townsville)
1.8 Hanna Zavec (17g) (AIS)
1.8 Belinda Snell (21g) (Sydney Uni)
1.8 Larissa Cavanagh (20g) (Bulleen Melb)
1.8 Lauren Jackson (14g) (Canberra)

BLOCKED SHOTS

2.4 Lauren Jackson (14g) (Canberra)
1.4 Jacinta Hamilton (17g) (Dandenong)
1.3 Carly Wilson (21g) (Dandenong)
1.2 Hanna Zavec (17g) (AIS)

FIELD GOAL %

54.7 Rachel Warren (15g) (AIS) (35/64)
50.0 Lauren Jackson (14g) (Canberra) (145/290)
49.1 Zoe Carr (20g) (Canberra) (28/57)
48.2 Tracey Braithwaite (21g) (Adelaide) (40/83)
47.0 Katrina Hibbert (21g) (Bulleen Melb) (124/264)

3PT %

46.2 Shelley Hammonds (20g) (Sydney Uni) (18/3)
44.4 Briana Hennessy (21g) (Sydney Uni) (20/45)
40.6 Desiree Glaubitz (21g) (Bulleen Melb) (13/32)
40.6 Katrina Hibbert (21g) (Bulleen Melb) (39/96)
40.2 Belinda Snell (21g) (Sydney Uni) (53/132)

DEFENSIVE REBOUNDS

9.2 Lauren Jackson (14g) (Canberra)
6.3 Gabrielle Richards (21g) (AIS)
6.0 Jodie Datson (21g) (Townsville)
5.9 Belinda Snell (21g) (Sydney Uni)
5.3 Eva Afeaki (21g) (AIS)

ASSISTS

4.0 Emily McInerny (21g) (Dandenong)
3.6 Kristen Veal (20g) (Canberra)
3.5 Jodie Datson (21g) (Townsville)
3.4 Natalie Porter (21g) (Townsville)
3.4 Belinda Snell (21g) (Sydney Uni)

TURNOVERS

5.1 Kerie Hughes (21g) (Perth)
3.7 Melissa McClure (10g) (Perth)
3.6 Belinda Snell (21g) (Sydney Uni)
3.4 Emily McInerny (21g) (Dandenong)
3.4 Eva Afeaki (21g) (AIS)

FOULS

3.3 Melissa McClure (10g) (Perth)
3.1 Kristen Veal (20g) (Canberra)
3.0 Jodie Datson (21g) (Townsville)
2.9 Aneka Kerr (19g) (Townsville)
2.9 Jo Hill (19g) (Canberra)
2.9 Katrina Hibbert (21g) (Bulleen Melb)
2.9 Eva Afeaki (21g) (AIS)
2.9 Belinda Snell (21g) (Sydney Uni)
2.9 Katie Davis (21g) (Bulleen Melb)
2.9 Allie Douglas (21g) (Dandenong)

2004/05

Position	Team	P	W	L	For	Agst	W/L	%
1	Dandenong	21	19	2	1536	1306	90.00	117.61
2	Bulleen Melb	21	16	5	1569	1336	76.00	117.44
3	Sydney Uni	21	16	5	1657	1369	76.00	121.04
4	Adelaide	21	13	8	1618	1425	62.00	113.54
5	Canberra	21	9	12	1511	1572	43.00	96.12
6	Townsville	21	7	14	1532	1609	33.00	95.21
7	AIS	21	3	18	1535	1824	14.00	84.16
8	Perth	21	1	20	1203	1720	5.00	69.94

GRAND FINAL

Dandenong 52 d Sydney Uni 47

PRELIMINARY FINAL

Sydney Uni 79 d Bulleen 71

SEMI FINAL

Dandenong 63 d Bulleen 59

Sydney Uni 94 d Adelaide 93

2004/05 PLAYER AVERAGES

POINTS PER GAME

- 20.3 Belinda Snell (21g) (Sydney Uni)
- 19.9 Laura Summerton (21g) (Adelaide)
- 19.4 Katrina Hibbert (21g) (Bulleen Melb)
- 18.1 Trisha Fallon (21g) (Sydney Uni)
- 17.5 Angela Marino (21g) (Canberra)

FOUL SHOT %

- 90.9 Katrina Hibbert (21g) (Bulleen Melb) (60/66)
- 84.6 Kathleen Macleod (20g) (AIS) (55/65)
- 84.5 Jenna O'Hea (20g) (AIS) (49/58)
- 83.7 Belinda Snell (21g) (Sydney Uni) (87/104)
- 83.5 Angela Marino (21g) (Canberra) (116/139)

OFFENSIVE REBOUNDS

- 3.8 Jacinta Hamilton (21g) (Dandenong)
- 3.8 Claudia Brassard (21g) (Townsville)
- 3.4 Donna Loffhagen (12g) (Canberra)
- 3.1 Erin Phillips (21g) (Adelaide)
- 2.7 Laura Summerton (21g) (Adelaide)
- 2.7 Hollie Grima (21g) (Bulleen Melb)

TOTAL REBOUNDS

- 10.0 Donna Loffhagen (12g) (Canberra)
- 9.5 Renae Camino (21g) (AIS)
- 9.2 Jenny Whittle (21g) (Canberra)
- 9.0 Claudia Brassard (21g) (Townsville)
- 8.9 Jacinta Hamilton (21g) (Dandenong)
- 8.9 Belinda Snell (21g) (Sydney Uni)

STEALS

- 2.7 Tully Bevilaqua (15g) (Canberra)
- 2.2 Belinda Snell (21g) (Sydney Uni)
- 1.9 Emily Mcinerny (21g) (Dandenong)
- 1.8 Jenna O'Hea (20g) (AIS)
- 1.5 Erin Phillips (21g) (Adelaide)
- 1.5 Trisha Fallon (21g) (Sydney Uni)

BLOCKED SHOTS

- 2.3 Jenny Whittle (21g) (Canberra)
- 1.8 Hollie Grima (21g) (Bulleen Melb)
- 1.5 Shelley Hammonds (21g) (Perth)
- 1.3 Rebecca Duke (21g) (AIS)
- 1.2 Emily Mcinerny (21g) (Dandenong)
- 1.2 Carly Wilson (21g) (Dandenong)
- 1.2 Jacinta Hamilton (21g) (Dandenong)

FIELD GOAL %

- 53.8 Laura Summerton (21g) (Adelaide) (171/318)
- 49.7 Trisha Fallon (21g) (Sydney Uni) (149/300)
- 48.6 Renae Camino (21g) (AIS) (143/294)
- 48.6 Katrina Hibbert (21g) (Bulleen Melb) (157/323)
- 47.7 Donna Loffhagen (12g) (Canberra) (52/109)

3PT %

- 45.0 Tully Bevilaqua (15g) (Canberra) (36/80)
- 42.6 Jennifer Screen (21g) (Adelaide) (29/68)
- 42.4 Eleanor Sharp (21g) (Canberra) (14/33)
- 41.9 Trisha Fallon (21g) (Sydney Uni) (18/43)
- 41.7 Kathleen Macleod (20g) (AIS) (30/72)

DEFENSIVE REBOUNDS

- 7.7 Jenny Whittle (21g) (Canberra)
- 6.9 Renae Camino (21g) (AIS)
- 6.7 Belinda Snell (21g) (Sydney Uni)
- 6.6 Donna Loffhagen (12g) (Canberra)
- 6.6 Emily Mcinerny (21g) (Dandenong)

ASSISTS

- 5.9 Jennifer Screen (21g) (Adelaide)
- 5.3 Erin Phillips (21g) (Adelaide)
- 4.0 Belinda Snell (21g) (Sydney Uni)
- 3.9 Katrina Hibbert (21g) (Bulleen Melb)
- 3.9 Kathleen Macleod (20g) (AIS)

TURNOVERS

- 3.7 Kim Morcom (18g) (Perth)
- 3.3 Katrina Hibbert (21g) (Bulleen Melb)
- 3.2 Narelle Henry (17g) (Perth)
- 3.2 Jenna O'Hea (20g) (AIS)
- 3.1 Shelley Hammonds (21g) (Perth)
- 3.1 Jennifer Screen (21g) (Adelaide)

FOULS

- 3.8 Kim Morcom (18g) (Perth)
- 3.5 Megan Thompson (17g) (Perth)
- 3.2 Rebecca Duke (21g) (AIS)
- 3.1 Claudia Brassard (21g) (Townsville)
- 3.1 Angela Marino (21g) (Canberra)

2005/06

Position	Team	P	W	L	For	Agst	W/L	%
1	Dandenong Rangers	21	14	7	1598	1310	67.00	122
2	Adelaide Fellas	21	14	7	1768	1557	67.00	144
3	Canberra Capitals	21	14	7	1548	1402	67.00	110
4	Bulleen Boomers	21	13	8	1634	1503	62.00	109
5	Sydney Uni Flames	21	13	8	1607	1468	62.00	109
6	Townsville Fire	21	12	9	1666	1496	57.00	111
7	Perth Lynx	21	4	17	1451	1765	19.00	82
8	AIS	21	0	21	1168	1939	0.00	60

GRAND FINAL

Canberra 68 d Dandenong 55

PRELIMINARY FINAL

Canberra 83 d Adelaide 81 (OT)

SEMI FINAL

Dandenong 75 d Adelaide 70

Canberra 67 d Bulleen 62

2005/06 PLAYER AVERAGES

POINTS PER GAME

21.7 Deanna Smith (21g) (Perth)
 18.2 Katrina Hibbert (21g) (Bulleen Melbourne)
 17.0 Jenny Whittle (21g) (Canberra)
 16.9 Jacinta Hamilton (21g) (Dandenong)
 16.1 Belinda Snell (21g) (Sydney Uni)

STEALS

2.3 Tully Bevilaqua (21g) (Canberra)
 2.1 Rohanee Cox (21g) (Townsville)
 2.1 Emily Mcinerny (21g) (Dandenong)
 1.5 Larissa Cavanagh (21g) (Bulleen Melbourne)
 1.5 Katrina Hibbert (21g) (Bulleen Melbourne)

DEFENSIVE REBOUNDS

7.2 Jenny Whittle (21g) (Canberra)
 6.1 Hollie Grima (21g) (Bulleen Melbourne)
 6.0 Jennifer Crouse (21g) (Townsville)
 5.8 Laura Summerton (19g) (Adelaide)
 5.8 Rohanee Cox (21g) (Townsville)

FOUL SHOT %

86.6 Desiree Glaubitz (20g) (Bulleen Melbourne) (58/67)
 85.5 Katrina Hibbert (21g) (Bulleen Melbourne) (71/83)
 83.1 Deanna Smith (21g) (Perth) (69/83)
 82.9 Belinda Snell (21g) (Sydney Uni) (63/76)
 80.0 Erin Phillips (21g) (Adelaide) (64/80)

BLOCKED SHOTS

2.7 Louella Tomlinson (19g) (AIS)
 2.4 Jennifer Crouse (21g) (Townsville)
 2.0 Tracey Beatty (21g) (Canberra)
 1.9 Jenny Whittle (21g) (Canberra)
 1.3 Laura Summerton (19g) (Adelaide)
 1.3 Carly Wilson (20g) (Dandenong)

ASSISTS

4.9 Erin Phillips (21g) (Adelaide)
 4.1 Emily Mcinerny (21g) (Dandenong)
 3.9 Belinda Snell (21g) (Sydney Uni)
 3.7 Jennifer Screen (20g) (Adelaide)
 3.7 Katrina Hibbert (21g) (Bulleen Melbourne)

OFFENSIVE REBOUNDS

3.3 Jacinta Hamilton (21g) (Dandenong)
 3.2 Laura Summerton (19g) (Adelaide)
 3.2 Rohanee Cox (21g) (Townsville)
 3.0 Katharine Hanks (21g) (Perth)
 3.0 Jennifer Crouse (21g) (Townsville)
 3.0 Hollie Grima (21g) (Bulleen Melbourne)

FIELD GOAL %

57.9 Tracey Beatty (21g) (Canberra) (70/121)
 55.6 Tami Willey (21g) (Adelaide) (115/207)
 52.4 Jennifer Crouse (21g) (Townsville) (86/164)
 51.5 Abby Bishop (12g) (AIS) (53/103)
 51.4 Jacinta Hamilton (21g) (Dandenong) (144/280)

TURNOVERS

4.9 Katie Ebzery (21g) (AIS)
 4.6 Mikaela Dombkins (21g) (AIS)
 3.9 Megan Thompson (21g) (Perth)
 3.8 Melissa Smith (19g) (AIS)
 3.4 Deanna Smith (21g) (Perth)

TOTAL REBOUNDS

9.1 Hollie Grima (21g) (Bulleen Melbourne)
 9.0 Jenny Whittle (21g) (Canberra)
 9.0 Laura Summerton (19g) (Adelaide)
 9.0 Jennifer Crouse (21g) (Townsville)
 9.0 Rohanee Cox (21g) (Townsville)

3PT %

43.0 Jennifer Screen (20g) (Adelaide) (43/100)
 42.7 Deanna Smith (21g) (Perth) (41/96)
 42.0 Lauren King (21g) (Townsville) (34/81)
 39.6 Belinda Snell (21g) (Sydney Uni) (57/144)
 38.3 Narelle Lindsay (17g) (Sydney Uni) (23/60)

FOULS

3.5 Cayla Francis (11g) (AIS)
 3.5 Abby Bishop (12g) (AIS)
 3.5 Jennifer Crouse (21g) (Townsville)
 3.4 Melissa Smith (19g) (AIS)
 3.3 Laura Summerton (19g) (Adelaide)

2006/07

Position	Team	P	W	L	For	Agst	W/L	%
1st	Sydney Uni	21	16	5	1718	1455	76.00	118.1
2nd	Canberra	21	15	6	1582	1393	71.00	113.6
3rd	Adelaide	21	15	6	1597	1490	71.00	107.2
4th	Dandenong	21	12	9	1482	1437	57.00	103.3
5th	Bulleen Melbourne	21	12	9	1590	1550	57.00	102.6
6th	Townsville	21	10	11	1714	1626	48.00	105.4
7th	Perth	21	3	18	1302	1633	14.00	79.7
8th	AIS	21	1	20	1312	1716	5.00	76.5

PRELIMINARY FINAL

Sydney Uni 74 d Canberra 65
Adelaide 66 d Dandenong 61

PRELIMINARY FINAL

Canberra 82 d Adelaide 74

GRAND FINAL

Canberra 73 d Sydney Uni 59

2006/07 PLAYER AVERAGES

POINTS PER GAME

19.2 Hollie Grima (21g) (Bulleen Melbourne)
18.6 Natalie Porter (21g) (Sydney Uni)
18.4 Renae Camino (21g) (Townsville)
18.1 Jenna O'Hea (19g) (Dandenong)
18.0 Rohanee Cox (20g) (Townsville)

FOUL SHOT %

89.8 Kathleen Macleod (11g) (Dandenong) (44/49)
88.4 Carly Wilson (21g) (Perth) (61/69)
84.1 Jenna O'Hea (19g) (Dandenong) (95/113)
81.3 Caitlin Ryan (21g) (Dandenong) (61/75)
79.3 Tracy Gahan (20g) (Adelaide) (92/116)
79.3 Natalie Porter (21g) (Sydney Uni) (69/87)

OFFENSIVE REBOUNDS

3.7 Tracy Gahan (20g) (Adelaide)
3.5 Abby Bishop (21g) (Canberra)
3.1 Rohanee Cox (20g) (Townsville)
2.8 Renae Camino (21g) (Townsville)
2.8 Hollie Grima (21g) (Bulleen Melbourne)

TOTAL REBOUNDS

11.1 Hollie Grima (21g) (Bulleen Melbourne)
8.9 Tracy Gahan (20g) (Adelaide)
8.4 Cayla Francis (21g) (AIS)
8.2 Jennifer Crouse (21g) (Townsville)
8.0 Abby Bishop (21g) (Canberra)

STEALS

2.5 Emily Mcinerny (21g) (Dandenong)
2.2 Tully Bevilaqua (21g) (Canberra)
1.9 Rohanee Cox (20g) (Townsville)
1.7 Donna Loffhagen (14g) (Canberra)
1.7 Sharin Milner (21g) (Bulleen Melbourne)

BLOCKED SHOTS

2.8 Tracey Beatty (21g) (Canberra)
2.4 Jennifer Crouse (21g) (Townsville)
1.7 Marianna Tolo (21g) (AIS)
1.6 Cayla Francis (21g) (AIS)
1.1 Rohanee Cox (20g) (Townsville)

FIELD GOAL %

59.2 Jennifer Crouse (21g) (Townsville) (90/152)
53.6 Tracy Gahan (20g) (Adelaide) (74/138)
53.3 Marianna Tolo (21g) (AIS) (72/135)
51.2 Rohanee Cox (20g) (Townsville) (131/256)
50.2 Sharin Milner (21g) (Bulleen Melbourne) (106/211)

3PT %

42.4 Kathleen Macleod (11g) (Dandenong) (14/33)
39.7 Tania Heritage (21g) (Townsville) (27/68)
39.4 Natalie Porter (21g) (Sydney Uni) (26/66)
39.3 Kristen Veal (21g) (Sydney Uni) (35/89)
35.9 Kate Mcmeeken-Ruscoe (21g) (Bulleen Melb) (23/64)

DEFENSIVE REBOUNDS

8.4 Hollie Grima (21g) (Bulleen Melbourne)
6.3 Cayla Francis (21g) (AIS)
5.7 Jennifer Crouse (21g) (Townsville)
5.6 Emily Mcinerny (21g) (Dandenong)
5.5 Tracey Beatty (21g) (Canberra)

ASSISTS

4.9 Erin Phillips (17g) (Adelaide)
4.6 Desiree Glaubitz (21g) (Bulleen Melbourne)
3.9 Sharin Milner (21g) (Bulleen Melbourne)
3.6 Samantha Woosnam (19g) (Adelaide)
3.6 Kristen Veal (21g) (Sydney Uni)

TURNOVERS

3.5 Katie Ebzery (20g) (AIS)
3.1 Rohanee Cox (20g) (Townsville)
3.0 Caitlin Ryan (21g) (Dandenong)
3.0 Rebecca Schatz (21g) (AIS)
2.8 Cayla Francis (21g) (AIS)

FOULS

3.8 Nicole Hunt (13g) (AIS)
3.6 Abby Bishop (21g) (Canberra)
3.4 Desiree Glaubitz (21g) (Bulleen Melbourne)
3.4 Cayla Francis (21g) (AIS)
3.2 Jennifer Crouse (21g) (Townsville)

2007/08

Position	Team	P	W	L	For	Agst	W/L	%
1st	Adelaide	24	21	3	2110	1800	87.5	117.22
2nd	Sydney Uni	24	17	7	1957	1781	70.83	109.88
3rd	Canberra	24	17	7	1881	1677	70.83	112.16
4th	Dandenong	24	12	12	1736	1667	50	101.4
5th	Bulleen Melbourne	24	11	13	1816	1787	45.83	100
6th	Townsville	24	10	14	1597	1575	41.67	104.14
7th	Bendigo	24	10	14	1751	1751	41.67	101.62
8th	Christchurch	24	9	15	1732	1889	37.5	88.11
9th	AIS	24	8	16	1615	1833	33.33	91.69
10th	Perth	24	5	19	1517	1952	20.83	77.72

SEMI FINAL

Sydney Uni 90 d Adelaide 71
Dandenong 60 d Canberra 54

PRELIMINARY FINAL

Adelaide 74 d Dandenong 64

GRAND FINAL

Adelaide 92 d Sydney Uni 82

2007/08 PLAYER AVERAGES

POINTS PER GAME

24.6 Natalie Porter (23g) (Sydney Uni)
21.5 Rohanee Cox (24g) (Townsville)
18.1 Emma Randall (24g) (Bulleen Melbourne)
16.7 Renae Camino (24g) (Adelaide Link)
16.6 Carly Wilson (13g) (Perth)

STEALS

2.6 Tully Bevilaqua (22g) (Canberra)
2.1 Sharin Milner (21g) (Bulleen Melbourne)
1.9 Samantha Richards (24g) (Perth)
1.8 Rohanee Cox (24g) (Townsville)
1.7 Donna Wilkins (22g) (Christchurch)

DEFENSIVE REBOUNDS

9.2 Cayla Francis (22g) (AIS)
8.0 Jennifer Crouse (24g) (Townsville)
7.9 Emma Randall (24g) (Bulleen Melbourne)
6.6 Abby Bishop (24g) (Canberra)
6.3 Tracy Gahan (24g) (Adelaide Link)

FOUL SHOT %

83.3 Kathleen MacLeod (24g) (Bendigo) (105/126)
83.0 Tracy Gahan (24g) (Adelaide Link) (88/106)
82.2 Michelle Musselwhite (22g) (Sydney Uni) (60/73)
82.1 Jessica Foley (23g) (Adelaide Link) (69/84)
81.6 Angela Marino (24g) (Adelaide Link) (84/103)

BLOCKED SHOTS

2.3 Jennifer Crouse (24g) (Townsville)
2.3 Tracey Beatty (24g) (Canberra)
1.7 Marianna Tolo (22g) (AIS)
1.4 Marita Payne (14g) (Bendigo)
1.3 Karen Ashby (24g) (Bendigo)

ASSISTS

5.3 Kathleen MacLeod (24g) (Bendigo)
4.7 Natalie Porter (23g) (Sydney Uni)
4.1 Samantha Richards (24g) (Perth)
4.1 Desiree Glaubitz (24g) (Bulleen Melbourne)
4.1 Nicole Hunt (24g) (AIS)

OFFENSIVE REBOUNDS

4.2 Jennifer Crouse (24g) (Townsville)
3.4 Michelle Brogan (16g) (Dandenong)
3.3 Rohanee Cox (24g) (Townsville)
3.2 Tracy Gahan (24g) (Adelaide Link)
3.1 Natalie Porter (23g) (Sydney Uni)

FIELD GOAL %

58.2 Tracey Beatty (24g) (Canberra) (113/194)
57.1 Tracy Gahan (24g) (Adelaide Link) (109/191)
54.5 Marianna Tolo (22g) (AIS) (115/211)
54.2 Karen Ashby (24g) (Bendigo) (128/236)
52.8 Noni Wharemate (12g) (Christchurch) (47/89)
51.5 Gabrielle Richards (24g) (Bendigo) (141/274)

TURNOVERS

4.4 Nicole Hunt (24g) (AIS)
4.0 Rohanee Cox (24g) (Townsville)
3.5 Kathleen MacLeod (24g) (Bendigo)
3.3 Natalie Porter (23g) (Sydney Uni)
3.3 Cayla Francis (22g) (AIS)

TOTAL REBOUNDS

12.1 Jennifer Crouse (24g) (Townsville)
10.9 Cayla Francis (22g) (AIS)
9.7 Emma Randall (24g) (Bulleen Melbourne)
9.5 Tracy Gahan (24g) (Adelaide Link)
9.3 Abby Bishop (24g) (Canberra)

3PT %

47.2 Jessica Foley (23g) (Adelaide Link) (34/72)
46.5 Alicia Poto (24g) (Sydney Uni) (53/114)
43.1 Natalie Hurst (24g) (Canberra) (47/109)
41.4 Donna Wilkins (22g) (Christchurch) (29/70)
40.8 Mia Newley (23g) (AIS) (29/71)

FOULS

3.7 Tracey Beatty (24g) (Canberra)
3.6 Abby Bishop (24g) (Canberra)
3.5 Cayla Francis (22g) (AIS)
3.2 Rohanee Cox (24g) (Townsville)
3.0 Kelly Wilson (23g) (Townsville)

2008/09

Position	Team	P	W	L	For	Agst	W/L	%
1st	Canberra	22	19	3	1804	1498	86.36	120.43
2nd	Bulleen	22	17	5	1747	1572	77.27	111.13
3rd	Townsville	22	16	6	1716	1416	72.73	121.19
4th	Adelaide	22	15	7	1790	1625	68.18	110.15
5th	Bendigo	22	14	8	1689	1611	63.64	104.84
6th	Sydney Uni	22	9	13	1600	1657	40.91	96.56
7th	Dandenong	22	7	15	1466	1434	31.82	102.23
8th	Logan	22	7	15	1486	1586	31.82	93.69
9th	Perth	22	4	18	1567	2069	18.18	75.74
10th	ALS	22	2	20	1364	1761	9.09	77.46

GRAND FINAL

Canberra 61 d Bulleen 58

PRELIMINARY FINAL

Bulleen 79 d Townsville 68

SEMI FINAL

Canberra 60 d Bullen 52
Townsville 91 d Adelaide 78

ELIMINATION FINAL

Adelaide 81 d Bendigo 73

2008/09 PLAYER AVERAGES

POINTS PER GAME

21.2 Rohanee Cox (22g) (Townsville)
20.8 Deanna Smith (17g) (Perth)
19.3 Kristi Harrower (19g) (Bendigo)
17.8 Alicia Poto (21g) (Sydney)
17.3 Abby Bishop (22g) (Canberra)

STEALS

2.5 Alicia Poto (21g) (Sydney)
2.4 Kristen Veal (22g) (Logan)
2.2 Emily McInerney (22g) (Dandenong)
1.8 Sharin Milner (22g) (Bulleen)
1.6 Rebecca Duke (22g) (Adelaide)

DEFENSIVE REBOUNDS

7.0 Jennifer Crouse (22g) (Townsville)
6.8 Abby Bishop (22g) (Canberra)
6.5 Shelley Hammonds (20g) (Bulleen)
6.3 Tracy Gahan (22g) (Adelaide)
6.2 Cayla Francis (22g) (Adelaide)

FOUL SHOT %

89.7 Deanna Smith (17g) (Perth) (87/97)
84.6 Angela Marino (22g) (Adelaide) (99/117)
81.3 Lindsey Pluimer (22g) (Sydney) (65/80)
80.2 Kristi Harrower (19g) (Bendigo) (65/81)
80.2 Alicia Poto (21g) (Sydney) (65/81)

BLOCKED SHOTS

2.5 Jennifer Crouse (22g) (Townsville)
2.1 Marianna Tolo (22g) (Canberra)
1.7 Tracey Beatty (21g) (Canberra)
1.6 Elizabeth Cambage (16g) (ALS)
1.5 Marita Payne (17g) (Adelaide)

ASSISTS

5.9 Kristi Harrower (19g) (Bendigo)
5.6 Sharin Milner (22g) (Bulleen)
4.9 Rachael Flanagan (22g) (Townsville)
4.6 Deanna Smith (17g) (Perth)
4.5 Kristen Veal (22g) (Logan)

OFFENSIVE REBOUNDS

3.9 Abby Bishop (22g) (Canberra)
3.7 Jennifer Crouse (22g) (Townsville)
3.5 Tracy Gahan (22g) (Adelaide)
3.2 Rohanee Cox (22g) (Townsville)
3.0 Cayla Francis (22g) (Adelaide)

FIELD GOAL %

62.6 Elizabeth Cambage (16g) (ALS) (87/139)
55.5 Holly Smith (22g) (Logan) (81/146)
55.0 Marianna Tolo (22g) (Canberra) (77/140)
53.2 Rhonda Price (21g) (Sydney) (91/171)
51.3 Jennifer Crouse (22g) (Townsville) (119/232)

TURNOVERS

5.5 Deanna Smith (17g) (Perth)
3.4 Kristi Harrower (19g) (Bendigo)
3.3 Kellie Abrams (22g) (Canberra)
3.3 Rohanee Cox (22g) (Townsville)
3.1 Kate Malpass (22g) (Perth)

TOTAL REBOUNDS

10.7 Abby Bishop (22g) (Canberra)
10.6 Jennifer Crouse (22g) (Townsville)
9.7 Tracy Gahan (22g) (Adelaide)
9.2 Cayla Francis (22g) (Adelaide)
8.9 Shelley Hammonds (20g) (Bulleen)

3PT %

45.6 Lisa Pardon (22g) (Bulleen) (31/68)
41.6 Natalie Hurst (19g) (Canberra) (32/77)
41.4 Deanna Smith (17g) (Perth) (29/70)
41.1 Kristi Harrower (19g) (Bendigo) (39/95)
40.3 Katrina Hibbert (19g) (Bulleen) (29/72)

FOULS

3.8 Eva Afeaki (22g) (Sydney)
3.7 Joneatta Brown (13g) (Perth)
3.7 Elizabeth Cambage (16g) (ALS)
3.6 Sally Potocki (22g) (Sydney)
3.5 Brittany Davis (22g) (Logan)

2009/10

Position	Team	P	W	L	For	Agst	W/L	%
1st	Bulleen	22	21	1	1969	1491	95.45	132.06
2nd	Sydney Uni	22	17	5	1785	1510	77.27	118.21
3rd	Canberra	22	16	6	1803	1476	72.73	122.15
4th	Townsville	22	14	8	1775	1566	63.64	113.35
5th	Bendigo	22	13	9	1693	1587	59.09	106.68
6th	Adelaide	22	13	9	1714	1678	59.09	102.15
7th	Dandenong	22	7	15	1548	1654	31.82	93.59
8th	Logan	22	6	16	1509	1590	27.27	94.91
9th	Perth	22	2	20	1488	1921	9.09	77.46
10th	AIS	22	1	21	1191	2002	4.55	59.49

GRAND FINAL

Canberra 75 d Bulleen 70

PRELIMINARY FINAL

Canberra 61 d Sydney 56

SEMI FINAL

Bulleen 72 d Sydney 55

Canberra 60 d Townsville 39

ELIMINATION FINAL

Townsville 84 d Bendigo 73

2009/10 PLAYER AVERAGES

POINTS PER GAME

24.6	Suzy Batkovic (20g) (Sydney)
23.8	Kristi Harrower (22g) (Bendigo)
20.7	Elizabeth Cabbage (22g) (Bulleen)
19.9	Rohanee Cox (11g) (Townsville)
16.6	Deanna Smith (22g) (Sydney)

STEALS

2.2	Kristen Veal (21g) (Logan)
1.9	Suzy Batkovic (20g) (Sydney)
1.9	Madeline Taylor (14g) (AIS)
1.7	Rachael Flanagan (19g) (Townsville)
1.6	Kate Malpass (22g) (Perth)

DEFENSIVE REBOUNDS

7.2	Cayla Francis (22g) (Adelaide)
7.0	Suzy Batkovic-Brown (20g) (Sydney)
6.4	Elizabeth Cabbage (22g) (Bulleen)
6.0	Aneka Davis (20g) (Townsville)
5.2	Samantha Woosnam (22g) (Adelaide)

FOUL SHOT %

87.0	Rohanee Cox (11g) (Townsville) (60/69)
84.3	Deanna Smith (22g) (Sydney) (75/89)
83.6	Jenna O'Hea (22g) (Bulleen) (56/67)
83.4	Kristi Harrower (22g) (Bendigo) (121/145)
82.5	Angela Marino (18g) (Adelaide) (85/103)

BLOCKED SHOTS

3.0	Marianna Tolo (22g) (Canberra)
1.7	Suzy Batkovic (20g) (Sydney)
1.7	Elizabeth Cabbage (22g) (Bulleen)
1.5	Cayla Francis (22g) (Adelaide)
1.2	Hanna Zavec (22g) (Bulleen)

ASSISTS

5.0	Kristi Harrower (22g) (Bendigo)
4.9	Kristen Veal (21g) (Logan)
4.7	Jenna O'Hea (22g) (Bulleen)
4.5	Sharin Milner (21g) (Bulleen)
4.4	Deanne Butler (22g) (Sydney)

OFFENSIVE REBOUNDS

4.8	Tanya Smith (20g) (Townsville)
3.3	Aneka Davis (20g) (Townsville)
3.2	Elizabeth Cabbage (22g) (Bulleen)
3.0	Ashley Lindsey (22g) (Dandenong)
3.0	Deanna Smith (22g) (Sydney)

FIELD GOAL %

59.1	Elizabeth Cabbage (22g) (Bulleen) (169/286)
55.9	Marianna Tolo (22g) (Canberra) (119/213)
50.4	Ashley Gilmore (22g) (Perth) (69/137)
50.2	Elyse Penaluna (20g) (Bulleen) (111/221)
50.0	Deanna Smith (22g) (Sydney) (130/260)

TURNOVERS

4.0	Bianca Abbott (21g) (Logan)
3.9	Kate Malpass (22g) (Perth)
3.8	Nadeen Payne (18g) (AIS)
3.8	Kristen Veal (21g) (Logan)
3.4	Tess Madgen (19g) (AIS)

TOTAL REBOUNDS

9.6	Elizabeth Cabbage (22g) (Bulleen)
9.6	Tanya Smith (20g) (Townsville)
9.5	Cayla Francis (22g) (Adelaide)
9.2	Aneka Davis (20g) (Townsville)
8.8	Suzy Batkovic (20g) (Sydney)

3PT %

40.8	Sarah Graham (18g) (Logan) (29/71)
40.5	Deanna Smith (22g) (Sydney) (30/74)
40.0	Kristi Harrower (22g) (Bendigo) (44/110)
40.0	Chelsea Aubry (22g) (Bendigo) (34/85)
38.0	Rohanee Cox (11g) (Townsville) (19/50)

FOULS

3.8	Danielle Campbell (21g) (Perth)
3.3	Natalie Purcell (22g) (Logan)
3.3	Suzy Batkovic-Brown (20g) (Sydney)
3.2	Rachael Flanagan (19g) (Townsville)
3.1	Casey Nash (22g) (Dandenong)

2010/11

Position	Team	P	W	L	For	Agst	W/L	%
1st	Bulleen	22	19	3	1872	1451	86.36	129.01
2nd	Canberra	22	18	4	1783	1466	81.82	121.62
3rd	Bendigo	22	15	7	1567	1507	68.18	103.98
4th	Dandenong	22	12	10	1714	1568	54.55	109.31
5th	Logan	22	12	10	1650	1607	54.55	102.68
6th	Sydney	22	10	12	1560	1583	45.45	98.55
7th	Townsville	22	10	12	1496	1535	45.45	97.46
8th	West Coast	22	8	14	1572	1724	36.36	91.18
9th	Adelaide	22	3	19	1631	1861	13.64	87.64
10th	AIS	22	3	19	1223	1766	13.64	69.25

GRAND FINAL

Bulleen 103 d Canberra 78

PRELIMINARY FINAL

Canberra 83 d Bendigo 78

SEMI FINAL

Bulleen 71 d Canberra 67

Bendigo 74 d Logan 53

ELIMINATION FINAL

Logan 83 d Dandenong 73

2010/11 PLAYER AVERAGES

POINTS PER GAME

22.3 Elizabeth Cabbage (22g) (Bulleen)

18.6 Amy Denson (22g) (Sydney)

15.7 Tess Madgen (22g) (Bendigo)

15.2 Angela Marino (20g) (Adelaide)

15.0 Katie-Rae Ebzery (22g) (Sydney)

STEALS

2.5 Kristen Veal (22g) (Logan)

2.1 Tully Bevilaqua (21g) (West Coast Waves)

2.1 Suzy Batkovic (12g) (Canberra)

1.9 DeMya Walker (15g) (Adelaide)

1.7 Rebecca Cole (22g) (AIS)

DEFENSIVE REBOUNDS

6.9 Cayla Francis (22g) (Logan)

5.8 Marianna Tolo (22g) (Canberra)

5.6 Elizabeth Cabbage (22g) (Bulleen)

5.5 Kristen Veal (22g) (Logan)

5.1 Elyse Penaluna (22g) (Bulleen)

FOUL SHOT %

89.7 Angela Marino (20g) (Adelaide) (70/78)

86.9 Katie-Rae Ebzery (22g) (Sydney) (86/99)

84.9 Kathleen MacLeod (19g) (Dandenong) (62/73)

84.9 Natalie Porter (15g) (Sydney) (45/53)

84.3 Jo Hill (22g) (Townsville) (59/70)

BLOCKED SHOTS

2.8 Elizabeth Cabbage (22g) (Bulleen)

2.6 Marianna Tolo (22g) (Canberra)

1.9 DeMya Walker (15g) (Adelaide)

1.6 Ashley Robinson (13g) (Dandenong)

1.4 Mia Newley (22g) (Adelaide)

ASSISTS

5.8 Kristen Veal (22g) (Logan)

5.4 Kathleen MacLeod (19g) (Dandenong)

5.2 Jenna O'Hea (14g) (Bulleen)

5.2 Kristi Harrower (19g) (Bendigo)

4.9 Rachael Flanagan (22g) (Townsville)

OFFENSIVE REBOUNDS

3.1 Marianna Tolo (22g) (Canberra)

3.0 Gabrielle Richards (22g) (Bendigo)

3.0 Tracy Gahan (22g) (Dandenong)

2.8 Elizabeth Cabbage (22g) (Bulleen)

2.7 Leanne Evans (22g) (Townsville)

FIELD GOAL %

59.6 Elizabeth Cabbage (22g) (Bulleen) (187/314)

56.3 Marianna Tolo (22g) (Canberra) (120/213)

54.7 Tracy Gahan (22g) (Dandenong) (75/137)

54.6 Gabrielle Richards (22g) (Bendigo) (89/163)

52.4 Nadeen Payne (13g) (Townsville) (44/84)

TURNOVERS

4.2 DeMya Walker (15g) (Adelaide)

3.6 Rebecca Cole (22g) (AIS)

3.5 Rachael Flanagan (22g) (Townsville)

3.5 Katie-Rae Ebzery (22g) (Sydney)

3.1 Kristen Veal (22g) (Logan)

TOTAL REBOUNDS

9.3 Cayla Francis (22g) (Logan)

8.9 Marianna Tolo (22g) (Canberra)

8.4 Elizabeth Cabbage (22g) (Bulleen)

7.4 Tracy Gahan (22g) (Dandenong)

7.4 Elyse Penaluna (22g) (Bulleen)

3PT %

41.9 Rebecca Mercer (19g) (West Coast Waves) (26/62)

39.5 Sarah Graham (22g) (Logan) (49/124)

39.0 Stephanie Cumming (22g) (Dandenong) (30/77)

37.8 Jessica Bibby (20g) (Canberra) (37/98)

37.2 Melissa Marsh (21g) (West Coast Waves) (48/129)

FOULS

3.5 Abby Bishop (20g) (Dandenong)

3.5 DeMya Walker (15g) (Adelaide)

3.4 Leanne Evans (22g) (Townsville)

3.2 Ashley Robinson (13g) (Dandenong)

3.1 Rachel Jarry (18g) (Bulleen)

2011/12

Position	Team	P	W	L	For	Agst	W/L	%
1st	Adelaide	22	18	4	1695	1485	114.14	81.82
2nd	Bulleen	22	15	7	1799	1650	109.03	68.18
3rd	Dandenong	22	14	8	1778	1554	114.41	63.64
4th	Townsville	22	13	9	1659	1565	106.01	59.09
5th	Sydney	22	13	9	1666	1581	105.38	59.09
6th	Bendigo	22	12	10	1647	1481	111.21	54.55
7th	Logan	22	12	10	1583	1521	104.08	54.55
8th	Canberra	22	9	13	1642	1625	101.05	40.91
9th	West Coast	22	2	20	1396	1834	76.12	9.09
10th	AIS	22	2	20	1264	1833	68.96	9.09

GRAND FINAL

Dandenong 94 d Bulleen 70

PRELIMINARY FINAL

Dandenong 91 d Adelaide 78

SEMI FINAL

Dandenong 77 d Townsville 66

Bulleen 73 d Adelaide 70

ELIMINATION FINAL

Townsville 85 d Sydney 78

2011/12 PLAYER AVERAGES

POINTS PER GAME

24.3 Suzy Batkovic (18g) (Adelaide)
 20.7 Elizabeth Cabbage (22g) (Bulleen)
 19.0 Belinda Snell (22g) (Sydney)
 17.1 Amy Denson (22g) (Sydney)
 17.0 Kathleen MacLeod (22g) (Dandenong)

STEALS

2.4 Suzy Batkovic (18g) (Adelaide)
 2.4 Johannah Leedham (17g) (West Coast Waves)
 2.0 Rohanee Cox (22g) (West Coast)
 1.8 Sara Blicavs (21g) (AIS)
 1.7 Belinda Snell (22g) (Sydney)

DEFENSIVE REBOUNDS

8.2 Suzy Batkovic (18g) (Adelaide)
 8.0 Cayla Francis (22g) (Logan)
 7.1 Elizabeth Cabbage (22g) (Bulleen)
 6.9 Shanavia Dowdell (22g) (Townsville)
 5.8 Rohanee Cox (22g) (West Coast)

FOUL SHOT %

94.0 Carly Wilson (22g) (Canberra) (47/50)
 87.4 Deanna Smith (21g) (Bendigo) (76/87)
 86.4 Katie-Rae Ebzery (22g) (Sydney) (51/59)
 86.0 Brigitte Ardossi (22g) (Canberra) (43/50)
 86.0 Amy Denson (22g) (Sydney) (43/50)

BLOCKED SHOTS

3.1 Marianna Tolo (22g) (Canberra)
 2.6 Elizabeth Cabbage (22g) (Bulleen)
 1.8 Cayla Francis (22g) (Logan)
 1.7 Louella Tomlinson (20g) (Dandenong)
 1.4 Suzy Batkovic (18g) (Adelaide)

ASSISTS

7.4 Kathleen MacLeod (22g) (Dandenong)
 4.6 Jenna O'Hea (21g) (Dandenong)
 4.5 Alicia Poto (22g) (Sydney)
 4.3 Samantha Richards (18g) (Bulleen)
 4.3 Belinda Snell (22g) (Sydney)

OFFENSIVE REBOUNDS

3.5 Abby Bishop (22g) (Adelaide)
 3.5 Elizabeth Cabbage (22g) (Bulleen)
 3.1 Gabrielle Richards (22g) (Bendigo)
 3.0 Marianna Tolo (22g) (Canberra)
 3.0 Rachel Jarry (22g) (Bulleen)

FIELD GOAL %

59.4 Elizabeth Cabbage (22g) (Bulleen) (181/305)
 55.7 Marianna Tolo (22g) (Canberra) (123/221)
 54.4 Shanavia Dowdell (22g) (Townsville) (156/287)
 49.6 Suzy Batkovic (18g) (Adelaide) (179/361)
 48.1 Krista Phillips (21g) (Dandenong) (91/189)

TURNOVERS

3.9 Rohanee Cox (22g) (West Coast)
 3.7 Nicole Hunt (22g) (Canberra)
 3.5 Casey Samuels (21g) (AIS)
 3.5 Sara Blicavs (21g) (AIS)
 3.2 Suzy Batkovic (18g) (Adelaide)

TOTAL REBOUNDS

10.9 Suzy Batkovic (18g) (Adelaide)
 10.6 Elizabeth Cabbage (22g) (Bulleen)
 10.3 Cayla Francis (22g) (Logan)
 9.5 Shanavia Dowdell (22g) (Townsville)
 8.6 Marianna Tolo (22g) (Canberra)

3PT %

44.0 Sarah Graham (22g) (Logan) (40/91)
 41.2 Jessica Foley (22g) (Townsville) (35/85)
 40.5 Stephanie Cumming (22g) (Dandenong) (34/84)
 40.0 Angela Marino (22g) (Adelaide) (38/95)
 39.0 Rohanee Cox (22g) (West Coast Waves) (32/82)

FOULS

3.3 Krista Phillips (21g) (Dandenong)
 3.3 Casey Samuels (21g) (AIS)
 3.1 Suzy Batkovic (18g) (Adelaide)
 3.1 Abby Bishop (22g) (Adelaide)
 3.0 Nicole Hunt (22g) (Canberra)

2012/13

Position	Team	P	W	L	For	Agst	W/L	%
1st	Bendigo	24	21	3	1799	1564	87.50	115.03
2nd	Dandenong	24	19	5	2076	1730	79.17	120.00
3rd	Adelaide	24	18	6	1915	1652	75.00	115.92
4th	Townsville	24	13	11	1727	1721	54.17	100.35
5th	Bulleen	24	10	14	1757	1773	41.67	99.10
6th	Logan	24	8	16	1646	1836	33.33	89.65
7th	Sydney Uni	24	8	16	1816	1871	33.33	97.06
8th	Canberra	24	7	17	1574	1825	29.17	86.25
9th	West Coast	24	4	20	1456	1794	16.67	81.16

GRAND FINAL

Bendigo 71 d Townsville 57

PRELIMINARY FINAL

Townsville 78 d Dandenong 64

SEMI FINAL

Bendigo 78 d Dandenong 71

Townsville 60 d Adelaide 53

2012/13 PLAYER AVERAGES

POINTS PER GAME

21.32	Suzy Batkovic (19g) (Adelaide)
18.24	April Sykes (21g) (Sydney)
17.08	Kathleen MacLeod (24g) (Dandenong)
16.29	Kelsey Griffin (17g) (Bendigo)
15.87	Gabrielle Richards (23g) (Bendigo)

STEALS

1.82	Kelsey Griffin (17g) (Bendigo)
1.78	Alicia Poto (23g) (Sydney)
1.67	Kristen Veal (24g) (Logan)
1.65	Rohanee Cox (20) (Sydney)
1.58	Alison Downie (24g) (Dandenong)

DEFENSIVE REBOUNDS

7.26	Suzy Batkovic (19g) (Adelaide)
5.55	Brigitte Ardossi (20g) (Canberra)
4.94	Kelsey Griffin (17g) (Bendigo)
4.75	Jessica Adair (16g) (Townsville)
4.65	Gabrielle Richards (23g) (Bendigo)

FREE THROW %

88.4	Katie-Rae Ebzery (24g) (Sydney) (84/95)
87.1	Kathleen MacLeod (24g) (Dandenong) (81/93)
86.4	Jenna O'Hea (22g) (Dandenong) (76/88)
80.2	Gabrielle Richards (23) (Bendigo) (73/91)
79.8	Emma Langford (20) (Logan) (79/99)

BLOCKED SHOTS

2.63	Suzy Batkovic (19g) (Adelaide)
1.58	Hollie Florance (24g) (Bulleen)
1.20	Rohanee Cox (20g) (Sydney)
1.17	Elyse Penaluna (18g) (Bulleen)
1.08	Kayla Standish (24g) (Townsville)

ASSISTS

2.63	Suzy Batkovic (19g) (Adelaide)
1.58	Hollie Florance (24g) (Bulleen)
1.20	Rohanee Cox (20g) (Sydney)
1.17	Elyse Penaluna (18g) (Bulleen)
1.08	Kayla Standish (24g) (Townsville)

OFFENSIVE REBOUNDS

4.26	Gabrielle Richards (22g) (Bendigo)
3.46	Rachel Jarry (24g) (Bulleen)
3.38	Natalie Burton (24g) (West Coast)
3.33	Krista Phillips (18g) (Dandenong)
3.18	Kelsey Griffin (17) (Bendigo)

FIELD GOAL %

56.8	Laura Hodges (19g) (Adelaide) (108/190)
52.2	Tegan Cunningham (24g) (Dandenong) (107/205)
51.2	Gabrielle Richards (23g) (Bendigo) (145/283)
50.7	Jessica Adair (16g) (Townsville) (71/140)
48.9	Rohanee Cox (20g) (Sydney) (96/196)

TOTAL REBOUNDS

9.79	Suzy Batkovic (19g) (Adelaide)
8.91	Gabrielle Richards (23g) (Bendigo)
8.50	Brigitte Ardossi (20g) (Canberra)
8.12	Kelsey Griffin (17g) (Bendigo)
7.78	Krista Phillips (18g) (Dandenong)

3PT %

46.7	Alicia Poto (23g) (Sydney) (49/105)
45.8	Jenni Screen (22g) (Adelaide) (22/48)
44.6	Stephanie Cumming (24g) (Dandenong) (33/74)
42.5	Alice Kunek (24g) (Bulleen) (37/87)
40.1	Laurie Koehn (21g) (Logan) (69/172)

2013/14

Position	Team	P	W	L	For	Agst	W/L	%
1st	Bendigo	24	21	2	1884	1531	91.7	123.06
2nd	Dandenong	24	16	8	2005	1805	66.67	111.08
3rd	Townsville	24	16	8	1891	1691	66.67	111.83
4th	Melbourne	24	14	10	1634	1616	58.53	101.11
5th	Adelaide	24	12	12	1755	1707	50	102.81
6th	Sydney	24	10	14	1764	1720	41.67	102.56
7th	Canberra	24	10	14	1829	1865	41.67	98.07
8th	Logan	24	7	17	1699	1900	29.17	89.42
9th	West Coast	24	1	23	1323	1949	4.17	67.88

GRAND FINAL

Bendigo 94 d Townsville 83

PRELIMINARY FINAL

Townsville 74 d Dandenong 71

SEMI FINAL

Townsville 78 d Melbourne 73

Bendigo 71 d Dandenong 62

2013/14 PLAYER AVERAGES

POINTS PER GAME

515 Suzy Batkovic (Townsville)
 469 Jenna O'Hea (Dandenong)
 444 Abby Bishop (Canberra Capitals)
 410 Laura Hodges (Adelaide Lightning)
 399 Alice Kunek (Dandenong Rangers)

STEALS

45 Rebecca Allen (Melbourne Boomers)
 43 Natalie Novosel (Dandenong Rangers)
 38 Suzy Batkovic (Townsville Fire)
 37 Leilani Mitchell (Dandenong Rangers)
 34 Alicia Poto (Sydney Uni Flames)

ASSISTS

46 Suzy Batkovic (Townsville)
 42 Rebecca Allen (Melbourne Boomers)
 29 Carley Mijovic (Canberra Capitals)
 26 Carly Wilson (Canberra Capitals)
 25 Kelsey Griffin (Bendigo Spirit)

FREE THROW %

92.3 Stephanie Cumming (Townsville)
 90.3 Katie-Rae Ebzery (Sydney Uni Flames)
 89.9 Alice Kunek (Dandenong Rangers)
 88.3 Natalie Hurst (Canberra Capitals)
 86.5 Lasondra Barrett (Sydney Uni Flames)

BLOCKED SHOTS

46 Suzy Batkovic (Townsville)
 42 Rebecca Allen (Melbourne Boomers)
 29 Carley Mijovic (Canberra Capitals)
 26 Carly Wilson (Canberra Capitals)
 25 Kelsey Griffin (Bendigo Spirit)

OFFENSIVE REBOUNDS

96 Kelsey Griffin (Bendigo Spirit)
 91 Gabrielle Richards (Bendigo Spirit)
 81 Suzy Batkovic (Townsville Fire)
 79 Abby Bishop (Canberra Capitals)
 68 Laura Hodges (Adelaide Lightning)

3PT %

45.5 Natalie Hurst (Canberra Capitals)
 44.6 Alicia Poto (Sydney Uni Flames)
 43.6 Chelsea Aubry (Bendigo Spirit)
 42.9 Kelly Wilson (Bendigo Spirit)
 41.8 Jenna O'Hea (Dandenong Rangers)

TOTAL REBOUNDS

322 Suzy Batkovic (Townsville)
 248 Abby Bishop (Canberra Capitals)
 224 Kelsey Griffin (Bendigo Spirit)
 223 Gabrielle Richards (Bendigo Spirit)
 205 Kayla Pedersen (Dandenong Rangers)

DEFENSIVE REBOUNDS

241 Suzy Batkovic (Townsville)
 169 Abby Bishop (Canberra Capitals)
 141 Kayla Pedersen (Dandenong Rangers)
 132 Gabrielle Richards (Bendigo Spirit)
 129 Alex Bunton (Canberra Capitals)

2014/15

Position	Team	P	W	L	For	Agst	W/L	%
1st	Townsville	22	17	5	1862	1510	77.3	123.31
2nd	Bendigo	22	15	7	1700	1520	68.2	111.84
3rd	Dandenong	22	12	10	1784	1776	54.6	100.45
4th	Sydney Uni	22	11	11	1698	1699	50	99.94
5th	UC Capitals	22	11	11	1604	1629	50	98.47
6th	Melbourne	22	11	11	1620	1631	50	99.33
7th	Adelaide	22	7	15	1452	1689	31.8	58.9
8th	West Coast	22	4	18	1484	1750	18.2	54.8

GRAND FINAL

Townsville (75) d Bendigo (65)

PRELIMINARY FINAL

Bendigo (85) d Sydney Uni (77)

SEMI FINAL

Townsville (82) d Bendigo (63)
Sydney Uni (89) d Dandenong (80)

2014/15 PLAYER AVERAGES

POINTS PER GAME

23.0 Abby Bishop (UC Capitals)
20.2 Penny Taylor (Dandenong)
18.5 Suzy Batkovic (Townsville)
17.8 Cayla Francis (Townsville)
16.9 Katie-Rae Ebzery (Sydney Uni)

TOTAL REBOUNDS

10.6 Abby Bishop (UC Capitals)
10.5 Suzy Batkovic (Townsville)
10.4 Cayla Francis (Townsville)
9.2 Kelsey Griffin (Bendigo)
7.9 Mikaela Ruef (Sydney Uni)

3PT %

54.9 Micaela Cocks (Townsville)
54.7 Laurie Koehn (Melbourne)
47.5 Carly Wilson (UC Capitals)
46.0 Katie-Rae Ebzery (Sydney Uni)
44.1 Cayla Francis (Townsville)

FREE THROW %

92.5 Deanna Smith (West Coast)
88.7 Penny Taylor (Dandenong)
86.7 Tess Madgen (Melbourne)
85.1 Cappie Pondexter (Dandenong)
84.4 Suzy Batkovic (Townsville)

STEALS

1.8 Rebecca Allen (Melbourne)
1.7 Suzy Batkovic (Townsville)
1.6 Penny Taylor (Dandenong)
1.4 Sara Blicavs (Bendigo)
1.3 Kelsey Griffin (Bendigo)

DEFENSIVE REBOUNDS

8.0 Suzy Batkovic (Townsville)
7.6 Abby Bishop (UC Capitals)
6.9 Cayla Francis (Townsville)
6.8 Kelsey Griffin (Bendigo)
6.2 Mikaela Ruef (Sydney Uni)

OFFENSIVE REBOUNDS

3.5 Cayla Francis (Townsville)
3.0 Abby Bishop (UC Capitals)
2.9 Stephanie Talbot (UC Capitals)
2.7 Gabe Richards (Bendigo)
2.5 Suzy Batkovic (Townsville)

BLOCKED SHOTS

2.6 Louella Tomlinson (West Coast)
1.4 Penny Taylor (Dandenong)
1.4 Cayla Francis (Townsville)
1.3 Suzy Batkovic (Townsville)
1.0 Rebecca Allen (Melbourne)

ASSISTS

5.9 Leilani Mitchell (Sydney Uni)
5.1 Kelly Wilson (Bendigo)
4.7 Tess Madgen (Melbourne)
4.4 Rachael McCully (Townsville)
4.3 Kathleen Macleod (Dandenong)

2015/16

Position	Team	P	W	L	PCWon	%
1st	Townsville	24	17	7	70.83	114.35
2nd	Perth	24	16	8	66.67	108.82
3rd	Dandenong	24	15	9	62.50	99.71
4th	SEQ	24	15	9	62.50	108.91
5th	Sydney Uni	24	13	11	54.17	100.81
6th	Bendigo	24	12	12	50.00	99.27
7th	Adelaide	24	10	14	41.67	93.46
8th	Melbourne	24	8	16	33.33	94.11
9th	UC Capitals	24	2	22	8.33	83.46

GRAND FINAL

Game 1 Townsville Fire (73) d Perth Lynx (57)

Game 2 Townsville Fire (80) d Perth Lynx (70)

PRELIMINARY FINAL

Townsville Fire (91) d SEQ Stars (71)

SEMI FINAL

Game 1 SEQ Stars (86) d Dandenong Ranger (82)

Game 2 Perth Lynx (91) d Townsville Fire (72)

2015/16 PLAYER AVERAGES

POINTS PER GAME

20.8 Suzy Batkovic (Townsville)

19.4 Sami Whitcomb (Perth)

19.1 Jordan Hooper (SEQ)

17.9 Kelsey Griffin (Bendigo)

17.7 Katie-Rae Ebzery (Sydney)

OFFENSIVE REBOUNDS

4.0 Mikaela Ruef (Adelaide)

3.3 Gabe Richards (Bendigo)

3.3 Kelsey Griffin (Bendigo)

3.0 Betnijah Laney (Perth)

2.9 Natalie Burton (Perth)

TOTAL REBOUNDS

12.1 Cayla George (Townsville)

11.8 Mikaela Ruef (Adelaide)

10.0 Kelsey Griffin (Bendigo)

9.1 Gabe Richards (Bendigo)

8.7 Jordan Hooper (SEQ)

STEALS

2.8 Sami Whitcomb (Perth)

2.3 Leilani Mitchell (Adelaide)

2.0 Kelsey Griffin (Bendigo)

1.9 Rebecca Allen (SEQ)

1.8 Belinda Snell (Bendigo)

BLOCKED SHOTS

2.0 Louella Tomlinson (Perth)

1.3 Elyse Penaluna (Melbourne)

1.3 Suzy Batkovic (Townsville)

1.2 Cayla George (Townsville)

1.1 Joslyn Tinkle (Sydney)

DEFENSIVE REBOUNDS

9.7 Suzy Batkovic (Townsville)

7.9 Mikaela Ruef (Adelaide)

6.7 Kelsey Griffin (Bendigo)

6.3 Jordan Hooper (SEQ)

6.1 Suzy Batkovic (Townsville)

ASSISTS

5.5 Kelly Wilson (Bendigo)

5.4 Lauren Mansfield (SEQ)

5.2 Leilani Mitchell (Adelaide)

4.2 Tess Madgen (Melbourne)

4.0 Katie-Rae Ebzery (Sydney)

2016/17

Pos	Team	P	W	L	PCWon	Last 5	Strk	HW	HL	AW	AL	PC
1	Sydney Uni Flames	24	18	6	75	WWWWW	8	8	4	10	2	106.14
2	Dandenong Rangers	24	15	9	62.5	LLLLW	1	8	4	7	5	106.48
3	Perth Lynx	24	15	9	62.5	WWWLL	-2	9	3	6	6	105.7
4	Townsville Fire	24	14	10	58.33	LWWWL	-1	8	4	6	6	107.75
5	UC Capitals	24	13	11	54.17	WLWLW	1	8	4	5	7	100.23
6	Bendigo Spirit	24	13	11	54.17	WLLWW	2	7	5	6	6	100.88
7	Melbourne Boomers	24	5	19	20.83	LLWLL	-2	3	9	2	10	91.94
8	Adelaide Lightning	24	3	21	12.5	LLLWL	-1	0	12	3	9	82.19

GRAND FINAL

- 1 Sydney Uni Flames (91) d Dandenong Rangers (82)
- 2 Sydney Uni Flames (75) d Dandenong Rangers (62)

SEMI FINAL (1)

- 1 Sydney Uni Flames (111) d Townsville Fire (69)
- 2 Sydney Uni Flames (76) d Townsville Fire (61)

SEMI FINAL (2)

- 1 Dandenong Rangers (73) d Perth Lynx (66)
- 2 Perth Lynx (91) d Dandenong Rangers (71)
- 3 Dandenong Rangers (81) d Perth Lynx (63)

2016/17 PLAYER AVERAGES

POINTS PER GAME

- 24.19 Sami Whitcomb (Perth)
- 20.92 Suzy Batkovic (Townsville)
- 18.13 Marianna Tolo (UCC)
- 17.56 Laura Hodges (Adelaide)
- 17.52 Stephanie Cumming (Dandenong)

STEALS

- 2.59 Sami Whitcomb (Perth)
- 1.75 Leilani Mitchell (Sydney)
- 1.75 Samantha Logic (Adelaide)
- 1.71 Natalie Novosel (Dandenong)
- 1.64 Amelia Todhunter (Dandenong)

DEFENSIVE REBOUNDS

- 8.07 Suzy Batkovic (Townsville)
- 7.16 Mikaela Ruef (UCC)
- 6.37 Carley Mijovic (Perth)
- 5.75 Kelsey Griffin (Bendigo)
- 5.45 Marianna Tolo (UCC)

OFFENSIVE REBOUNDS

- 3.88 Mikaela Ruef (UCC)
- 3.55 Ruth Hamblin (Perth)
- 3.55 Chante Black
- 3.25 Nayo Raincock-Ekunwe (Bendigo)
- 3.04 Marianna Tolo (UCC)

BLOCKED SHOTS

- 2.42 Jennifer Hamson (Sydney)
- 2.42 Marianna Tolo (UCC)
- 2.19 Ruth Hamblin (Perth)
- 1.5 Colleen Planeta (Adelaide)
- 1.44 Carley Mijovic (Perth)

ASSISTS

- 6.04 Leilani Mitchell (Sydney)
- 5.38 Samantha Logic (Adelaide)
- 5.04 Lauren Mansfield (UCC)
- 4.38 Kelly Wilson (Townsville)
- 4.36 Belinda Snell (Sydney)

TOTAL REBOUNDS

- 11.04 Mikaela Ruef (UCC)
- 10.85 Suzy Batkovic (Townsville)
- 8.5 Marianna Tolo (UCC)
- 8.38 Nayo Raincock-Ekunwe (Bendigo)
- 8.31 Jennifer Hamson (Sydney)

2017/18

Pos	Team	P	W	L	PCWon	Last 5	Strk	HW	HL	AW	AL	PC
1	Perth Lynx	21	15	6	71.43	WWWLL	-2	10	1	5	5	106.64
2	Sydney Uni Flames	21	14	7	66.67	WWWWW	5	6	4	8	3	108.26
3	Townsville Fire	21	14	7	66.67	WWWLW	1	8	2	6	5	114.94
4	Melbourne Boomers	21	12	9	57.14	WLLLL	1	8	3	4	6	110.65
5	Adelaide Lightning	21	11	10	52.38	LLWLW	1	6	4	5	6	99.33
6	UC Capitals	21	7	14	33.33	WWLWW	2	4	7	3	7	90.33
7	Dandenong Rangers	21	7	14	33.33	LLLLL	-7	4	7	3	7	93.80
8	Bendigo Spirit	21	4	17	19.05	LWLLL	-3	3	7	1	10	81.12

GRAND FINAL

Townsville Fire (69) d Melbourne Boomers(64)
 Melbourne Boomers (58) d Townsville (57)
 Townsville (70) d Melbourne Boomers (57)

SEMI FINAL (1)

Melbourne Boomers (92) d Perth Lynx (76)
 Melbourne Boomers (78) d Perth Lynx (69)

SEMI FINAL (2)

Townsville Fire (78) d Sydney Uni Flames (49)
 Townsville Fire (68) d Sydney Uni Flames (65)

2017/18 PLAYER AVERAGES

POINTS PER GAME

23.13	E. CAMBAGE
21.27	C. WILLIAMS
20.38	S. BATKOVIC
18.36	A. TAYLOR
17.22	S. WHITCOMB

TOTAL REBOUNDS

10.54	S. BATKOVIC
10.54	E. CAMBAGE
9.78	J. HAMSON
9.5	K. GRIFFIN
9.38	C. GEORGE

DEFENSIVE REBOUNDS

7.8	S. BATKOVIC
7.5	E. CAMBAGE
7.2	C. GEORGE
7.2	A. BISHOP
5.7	K. PURCELL

OFFENSIVE REBOUNDS

3.09	A. TAYLOR
3.7	J. HAMSON
3.04	K. PEDERSEN
2.8	E. CAMBAGE
2.61	S. BATKOVIC

STEALS

2.61	S. WHITCOMB
2.44	N. NOVOSEL
2.32	C. WILLIAMS
2.19	N. SEEKAMP
2	A. SCHWAGMEYER

ASSISTS

6.79	N. HURST
5.36	B. SNELL
5.1	N. SEEKAMP
5.05	K. EBZERY
5	N. BEAUMONT

2018/19

Pos	Team	P	W	L	PCWon	Last 5	Strk	HW	HL	AW	AL	PC
1	UC Capitals	21	16	5	76.2	WWWWW	9	9	1	7	4	117.69
2	Melbourne Boomers	21	15	6	71.4	WWLWW	2	7	4	8	2	108.38
3	Adelaide Lightning	21	13	8	61.9	WWWLW	1	7	3	6	5	110.83
4	Perth Lynx	21	13	8	61.9	LLWWL	-1	8	3	5	5	103.18
5	Dandenong Rangers	21	9	12	42.9	LWWLL	-2	4	6	5	6	93.54
6	Townsville Fire	21	9	12	42.9	WLLWW	2	4	7	5	5	99.2
7	Bendigo Spirit	21	7	15	33.3	LLLLL	-5	4	6	3	8	89.15
8	Sydney Uni Flames	21	2	19	9.5	LLLLL	-8	1	10	1	9	85.46

GRAND FINAL

- 1 UC Capitals (88) d Adelaide Lightning (67)
- 2 Adelaide Lightning (74) d UC Capitals (73)
- 3 UC Capitals (93) d Adelaide Lightning (73)

SEMI FINAL (1)

- 1 UC Capitals (95) d Perth Lynx (76)
- 2 UC Capitals (91) d Perth Lynx (75)

SEMI FINAL (2)

- 1 Adelaide Lightning (76) d Melbourne Boomers (60)
- 2 Adelaide Lightning (100) d Melbourne Boomers (92)

2018/19 PLAYER AVERAGES

POINTS PER GAME

- 19.76 Asia Taylor (Perth)
- 19.43 Rebecca Cole (Dandenong)
- 19.33 Kelsey Griffin (UC Capitals)
- 18.17 Suzy Batkovic (Townsville)
- 17.95 Lindsay Allen (Melbourne)

TOTAL REBOUNDS

- 11.04 Mikaela Reuf (UC Capitals)
- 10.84 Suzy Batkovic (Townsville Fire)
- 8.5 Marianna Tolo (UC Capitals)
- 8.33 Nayo Raincock -Ekunwe (Bendigo Spirit)
- 8.30 Jennifer Hamson (Sydney Uni Flames)

ASSISTS

- 6.03 Leilani Mitchell (Sydney Uni Flames)
- 5.37 Samantha Logic (Adelaide Lightning)
- 5.04 Lauren Mansfield (UC Capitals)
- 4.37 Kelly Wilson (Townsville Fire)
- 4.36 Belinda Snell (Sydney Uni Flames)

OFFENSIVE REBOUNDS

- 4.0 Ruth Hamblin (Perth Lynx)
- 3.87 Mikaela Reuf (UC Capitals)
- 3.25 Nayo Raincock-Ekunwe (Bendigo Spirit)
- 3.20 Jennifer Hamson (Sydney Uni Flames)
- 3.04 Marianna Tolo (UC Capitals)

STEALS

- 2.59 Sami Whitcomb (Perth Lynx)
- 1.75 Samantha Logic (Adelaide Lightning)
- 1.75 Leilani Mitchell (Sydney Uni Flames)
- 1.71 Natalie Novose! (Dandenong Rangers)
- 1.64 Amelia Todhunter (Dandenong Rangers)

AVERAGE PERSONAL FOULS

- 3.32 Asia Taylor (Sydney Uni Flames)
- 3.26 Kayla Standish (Townsville Fire)
- 3.08 Jazmon Gwathmey (UC Capitals)
- 3.07 Kalisha Keane (Melbourne Boomers)
- 3.03 Jennifer Hamson (Sydney Uni Flames)

DEFENSIVE REBOUNDS

- 8.75 Suzy Batkovic (Townsville Fire)
- 7.16 Mikaela Reuf (UC Capitals)
- 7.16 Carley Mijovic (Perth Lynx)
- 6.08 Sara Blicavs (Dandenong Rangers)
- 5.79 Jennifer Hamson (Sydney Uni Flames)

BLOCKED SHOTS

- 2.42 Jennifer Hamson (Sydney Uni Flames)
- 2.42 Marianna Tolo (UC Capitals)
- 2.19 Ruth Hamblin (Perth Lynx)
- 1.5 Colleen Planeta (Adelaide Lightning)
- 1.44 Carley Mijovic (Perth Lynx)

AVERAGE TURNOVERS

- 3.52 Asia Taylor (Sydney Uni Flames)
- 3.20 Samantha Logic (Adelaide Lightning)
- 3.15 Suzy Batkovic (Townsville Fire)
- 3.0 Lauren Mansfield (UC Capitals)
- 2.8 Sami Whitcomb (Perth Lynx)



OFFICIAL PARTNERS



WNBL.BASKETBALL